



MARK PESTRELLA, Director

# COUNTY OF LOS ANGELES

## DEPARTMENT OF PUBLIC WORKS

*"To Enrich Lives Through Effective and Caring Service"*

900 SOUTH FREMONT AVENUE  
ALHAMBRA, CALIFORNIA 91803-1331  
Telephone: (626) 458-5100  
<http://dpw.lacounty.gov>

ADDRESS ALL CORRESPONDENCE TO:  
P.O. BOX 1460  
ALHAMBRA, CALIFORNIA 91802-1460

IN REPLY PLEASE

REFER TO FILE: **BRC-1**

May 17, 2023

### **INVITATION FOR BIDS ADDENDUM 2 BELVEDERE AND MESA HEIGHTS GARBAGE DISPOSAL DISTRICTS (BRC0000369)**

Thank you for your interest in our Invitation For Bids (IFB) for the Belvedere and Mesa Heights Garbage Disposal Districts (BRC0000369).

The deadline to submit bids is **Tuesday, May 30, 2023, at 5:30 p.m.**

All addenda and informational updates will be posted at <http://pw.lacounty.gov/brcd/servicecontracts>. Please check the website frequently for any changes to this solicitation.

Please take note of the following revisions to IFB. (Note that the changes that have been added are in **boldface** and deleted languages are ~~struck through~~.)

#### **A. Important Update regarding this solicitation**

- Schedule of Prices, Form PW-2.1 Belvedere Garbage Disposal District and Form PW-2.2 Mesa Heights Garbage Disposal District, were deleted and replaced with revised Forms PW-2.1.1 and PW-2.2.1. Please use the revised Forms PW-2.1.1 and PW-2.2.1 Schedule of Prices, attached hereto as Enclosures 1 and 2, when submitting your Bid. Bids submitted with Forms PW-2.1 and PW-2.2 instead of Forms PW-2.1.1 and PW-2.2.1 may be found nonresponsive and subject to rejection.**

**B. Addendum**

1. Schedule of Prices, Form PW-2.1 Belvedere Garbage Disposal District and Form PW-2.2 Mesa Heights Garbage Disposal District, have been deleted in its entirety:

- ~~Form PW-2.1 Belvedere Garbage Disposal District~~
- ~~Form PW-2.2 Mesa Heights Garbage Disposal District~~

The above Schedule of Prices are replaced with revised Schedule of Prices listed below. Please refer to Form PW-2.1.1 and Form PW-2.2.1 Schedule of Prices, Enclosures 1 and 2 for the revised forms:

- **Form PW-2.1.1 - Belvedere Garbage Disposal District (Enclosure 1)**
- **Form PW-2.2.1 - Mesa Heights Garbage Disposal District (Enclosure 2)**

Please use the revised Forms PW-2.1.1 and PW-2.2.1 Schedule of Prices, attached hereto as Enclosures 1 and 2, when submitting your Bid. **Bids submitted with Forms PW-2.1 and PW-2.2 may be found nonresponsive and subject to rejection.**

2. Exhibit 16.A.6 Public Curbside Receptacles in the Belvedere Garbage Disposal District has been deleted in its entirety:

- ~~Public Curbside Receptacles In The Belvedere Garbage Disposal District~~

The above Map is replaced with revised Map listed below. Please refer to Exhibit 16.A.6.1 Public Curbside Receptacles In The Belvedere Garbage Disposal District Enclosure 3 for the revised Map:

- **Exhibit 16.A.6.1 - Public Curbside Receptacles In The Belvedere Garbage Disposal District (Enclosure 3)**

3. Exhibit 16.C.3 Belvedere Garbage Disposal District Public Curbside Receptacles has been deleted in its entirety:

- ~~Belvedere Garbage Disposal District Public Curbside Receptacles~~

The above list is replaced with revised list provided below. Please refer to Exhibit 16.C.3.1 Belvedere Garbage Disposal District Public Curbside Receptacles Enclosure 4 for the revised list:

- **Exhibit 16.C.3.1 – Belvedere Garbage Disposal District Public Curbside Receptacles (Enclosure 4)**

4. Exhibit 16.C.6 Tonnages for Belvedere Garbage Disposal District and Mesa Heights Garbage Disposal District have been deleted in its entirety:

- ~~Tonnages for Belvedere Garbage Disposal District~~
- ~~Tonnages for Mesa Heights Garbage Disposal District~~

The above information is replaced with revised information provided below. Please refer to Exhibit 16.C.6.1 Tonnages for Belvedere Garbage Disposal District and Mesa Heights Garbage Disposal District Enclosure 5 for the revised information:

- **Exhibit 16.C.6.1 Tonnages for Belvedere Garbage Disposal District and Mesa Heights Garbage Disposal District (Enclosure 5)**

5. Exhibit 16.C.8 Parcels for Belvedere Garbage Disposal District and Mesa Heights Garbage Disposal District have been deleted in its entirety:

- ~~Parcels for Belvedere Garbage Disposal District~~
- ~~Parcels for Mesa Heights Garbage Disposal District~~

The above information is replaced with revised information provided below. Please refer to Exhibit 16.C.8.1 Parcels for Belvedere Garbage Disposal District and Mesa Heights Garbage Disposal District Enclosure 6 for the revised information:

- **Exhibit 16.C.8.1 Parcels for Belvedere Garbage Disposal District and Mesa Heights Garbage Disposal District (Enclosure 6)**

6. Exhibit 16.A.7 Bike Lanes for Belvedere Garbage Disposal District has been deleted in its entirety:

- ~~Bike Lanes for Belvedere Garbage Disposal District~~

May 17, 2023  
Page 4

The above information is replaced with revised Map provided below. Please refer to Exhibit 16.A.7.1 Map of Belvedere Garbage Disposal District Potential Trash Bins Obstructing Bike Lanes Enclosure 7 for the revised Map:

- **Map of Belvedere Garbage Disposal District Potential Trash Bins Obstructing Bike Lanes (Enclosure 7)**

If you have any questions concerning the above information, please contact Messrs. David Pang at (626) 458-7167 or Danny Medina at (626) 458-4080, Monday through Thursday, 7 a.m. to 5 p.m.

**Follow us on Twitter:**

We encourage you to follow us on Twitter [@LACoPublicWorks](https://twitter.com/LACoPublicWorks) for information on Public Works and instant updates on contracting opportunities and solicitations.

Very truly yours,

MARK PESTRELLA, PE  
Director of Public Works



EDWIN MANOUKIAN  
Administrative Services Manager III  
Business Relations and Contracts Division

DP

P:\brcdpub\Service Contracts\CONTRACT\David\GARBAGE DISPOSAL DISTRICT - GDD\2022\Belvedere and Mesa Heights  
GDD\IFB\Addendum Information Update\Addendum 2\Addendum 2 5.17.23.doc

## FORM PW-2.1.1

The undersigned Bidder offers to perform the work described in the Invitation for Bids (IFB) for the following prices. The Bidder's rate(s) (hourly, monthly, etc.) shall include all administrative costs, labor, supervision, materials, transportation, taxes, equipment, and supplies unless those specified to be furnished by Public Works. It is understood and agreed that where quantities, if any, are set forth in the below tables, they are only estimates, and the unit prices quoted, if any, will apply to the actual quantities, whatever they may be.

**By submission of this Bid, Bidder certifies that the prices quoted herein have been arrived at independently without consultation, communication, or agreement with any other Bidder or competitor for the purpose of restricting competition.**

**Task 1 Service Fees**  
**Belvedere Garbage Disposal District**

Proposer must provide a Service Fee for each item below.

Failure to do so may result in the proposal/bid being rejected as nonresponsive. Waste separated by more than ten feet shall be considered a separate incident. **Write-in** your proposed Monthly Rate<sup>x</sup>, calculate Basic Service Total, and calculate Proposed Annual Amount. Note: 96-gallons ≈ 0.5 cu yd.

MONTHLY RATE (Exhibit 3A1 D1, Exhibit 3A3 B, and Section 7 A)	
Services	Monthly Rate Per Refuse Unit (Billed to COUNTY)
<b>Monthly Rate for 3-Container Basic Services<sup>¥</sup></b>	
A. One 96-gallon Refuse (no food waste)	A *\$ <span style="background-color: yellow; border: 1px solid black; display: inline-block; width: 150px; height: 1.2em;"></span>
B. One 96-gallon Recyclables	B **\$ <span style="background-color: yellow; border: 1px solid black; display: inline-block; width: 150px; height: 1.2em;"></span>
C. One 96-gallon Green Waste (w/Food) or one 64-gallon Food Waste	C ***\$ <span style="background-color: yellow; border: 1px solid black; display: inline-block; width: 150px; height: 1.2em;"></span>
<b>Monthly Rate for Basic Services (without SB 1383 Compliance)</b>	
D. One 96-gallon Refuse (with food waste) <sup>£</sup>	D *\$ <span style="background-color: yellow; border: 1px solid black; display: inline-block; width: 150px; height: 1.2em;"></span> £
E. One 96-gallon Green Waste (without Food Waste) <sup>£</sup>	E ***\$ <span style="background-color: yellow; border: 1px solid black; display: inline-block; width: 150px; height: 1.2em;"></span> £
<b>Monthly Rate for 2-Container Basic Services (Exhibit 3A1 C3)<sup>¥</sup></b>	
F. One 96-gallon Refuse (with Food Waste and Green Waste)	F *\$ <span style="background-color: yellow; border: 1px solid black; display: inline-block; width: 150px; height: 1.2em;"></span> (replaces A+C)
<b>Portion of the Monthly Rate for Special Services (Exhibit 3A1 H)</b>	
1. Christmas Tree Collection	1 \$ <span style="background-color: yellow; border: 1px solid black; display: inline-block; width: 150px; height: 1.2em;"></span>
2. Annual Cleanup Event	2 \$ <span style="background-color: yellow; border: 1px solid black; display: inline-block; width: 150px; height: 1.2em;"></span>
3. Annual Container Cleaning	3 \$ <span style="background-color: yellow; border: 1px solid black; display: inline-block; width: 150px; height: 1.2em;"></span>
4. Mulch/Compost & Shredding Events	4 \$ <span style="background-color: yellow; border: 1px solid black; display: inline-block; width: 150px; height: 1.2em;"></span>
5. Bulky Item Service	5 \$ <span style="background-color: yellow; border: 1px solid black; display: inline-block; width: 150px; height: 1.2em;"></span>
o Bulky Item	\$ <span style="background-color: yellow; border: 1px solid black; display: inline-block; width: 150px; height: 1.2em;"></span>
o Excess Refuse	\$ <span style="background-color: yellow; border: 1px solid black; display: inline-block; width: 150px; height: 1.2em;"></span>
o Excess Green Waste	\$ <span style="background-color: yellow; border: 1px solid black; display: inline-block; width: 150px; height: 1.2em;"></span>
o Special Recyclables/Reusable Items	\$ <span style="background-color: yellow; border: 1px solid black; display: inline-block; width: 150px; height: 1.2em;"></span>
6. Priority Pickups at Director's Request	6 \$ <span style="background-color: yellow; border: 1px solid black; display: inline-block; width: 150px; height: 1.2em;"></span>
7. Special Cleanup Events Services	7 \$ <span style="background-color: yellow; border: 1px solid black; display: inline-block; width: 150px; height: 1.2em;"></span>

8. Sharps Collections	8 \$	
9. GPS & Video Equipment & Recording	9 \$	
10. Bike Lane Rollout (Exhibits 3A1 I3a & 3A3 F)	10 \$	
Total of A - C and 1 - 10 (do not include D, E, or F)		1.1a # \$ (Basic Service Total)
<b>Monthly Rate for Alternative to Director's Preferred Method</b>		(optional except for Multifamily, item C3b of Ex 3A1)
• One 96-gallon Refuse Cart	\$	
• One 96-gallon Refuse + Food Waste Cart	\$	
• One 96-gallon Recyclables Cart	\$	
• One 96-gallon Green Waste Cart	\$	
• One 96-gallon Green Waste (landscaping only) Cart	\$	
• One 64-gallon Food Waste Cart	\$	

¥COUNTY may turn on or off any of services 1 - 10 and/or switch to service D - E.

£COUNTY may choose to allow food waste in the Refuse Cart for Disposal in a landfill and/or prevent food waste from being allowed in the Green Waste Cart (common methods before SB 1383). CONTRACTOR must therefore include an alternate monthly rate for these services.

CUSTOMER SURCHARGES/FEEs ADDED TO MONTHLY RATE (Exhibit 3A1 and Section 7)	
Services	Monthly Rate (Billed to Customer)
<b>Additional Containers beyond Basic Services</b> which is 1 Refuse, 1 Recyclables, 1 Green Waste (Exhibit 3A1 D2 & Section 7A2b) <ul style="list-style-type: none"> <li>• 2<sup>nd</sup> or more 96-gallon Refuse Cart</li> <li>• 2<sup>nd</sup> 96-gallon Recyclables Cart</li> <li>• 2<sup>nd</sup> 96-gallon Green Waste Cart</li> <li>• 2<sup>nd</sup> or more 64-gallon Food Waste Cart</li> <li>• 3<sup>rd</sup> or more 96-gallon Recyclables Cart</li> <li>• 3<sup>rd</sup> or more 96-gallon Green Waste Cart</li> </ul>	96-gal Refuse fee* 75% of 96-gal Recycle fee** 75% of 96-gal Green Waste fee*** 96-gal Green Waste fee*** 96-gal Recycle fee** 96-gal Green Waste fee***
<b>Extra or Larger Dumpsters</b> (Exhibit 3A1 D2) <ul style="list-style-type: none"> <li>• Per 0.5 cu yds Refuse Dumpster</li> <li>• Per 0.5 cu yds Recyclables Dumpster</li> <li>• Per 0.5 cu yds Green Waste Dumpster</li> <li>• Per 0.5 cu yds Food Waste Dumpster</li> </ul>	96-gal Refuse fee* 96-gal Recycle fee** 96-gal Green Waste fee*** 150% of 96-gal Green Waste fee***
<b>Increased Frequency of Refuse Dumpster Collection</b> , more than 1x per week (Exhibit 3A1 B3) <ul style="list-style-type: none"> <li>• 2 times per week</li> <li>• 3 times per week</li> <li>• 4 times per week</li> <li>• 5 times per week</li> <li>• 6 times per week (Saturdays)</li> <li>• Each extra time per week with no capacity increase (i.e. 3 cubic yards twice per week instead of 6 cubic yards once per week)</li> <li>• 2 times per week with 2/3 capacity decrease (i.e. 2 cubic yards twice per week instead of 6 cubic yards once per week)</li> </ul>	Monthly Rate for Basic Refuse Services plus any extra or larger containers multiplied by:  1.0 2.0 3.0 4.0 5.0 0.7  No charge
<b>Additional On-Call Pickups</b> beyond 4 per year (Exhibit 3A1 H3 & Section 7A2e) <ul style="list-style-type: none"> <li>• Bulky Items, excess waste, or Green Waste (per visit to Collect all items)</li> </ul>	Per request charge equal to 75% of Basic Service Total#
<b>Container Size Exchange, beyond 1 per year</b> (Exhibit 3A1 D3c) and <b>Temporary Bear-Cart Delivery for Excess Waste</b> (Exhibit 3A3 B2) <ul style="list-style-type: none"> <li>• Each additional exchange/delivery</li> </ul>	Per request charge equal to 50% of Basic Service Total#

<b>Container Removal and Return</b> , within previous 12 months (Exhibit 3A1 D3e) <ul style="list-style-type: none"> <li>First removal and return (per set)</li> <li>Each additional removal and return (per set)</li> <li>Cleanup of Set-Out Site</li> </ul>	100% of <b>Basic Service Total<sup>#</sup></b> 125% of previous fee 100% of <b>Basic Service Total<sup>#</sup></b>
<b>Roll-Out Service for non-Elderly/Disabled</b> (Exhibit 3A1 I & Sec 7A2d) <ul style="list-style-type: none"> <li>Mandatory Minimum Service (Up to 10 feet)</li> <li>Full Service (Up to 50 feet)</li> <li>Extended Full Service <ul style="list-style-type: none"> <li>First 50 feet</li> <li>Each 200 feet</li> <li>Unpaved</li> <li>Steep</li> </ul> </li> </ul>	5% of <b>Basic Service Total<sup>#</sup></b> 50% of <b>Basic Service Total<sup>#</sup></b>  50% of <b>Basic Services Total<sup>#</sup></b> 50% of <b>Basic Services Total<sup>#</sup></b> 10% of <b>Basic Services Total<sup>#</sup></b> 10% of <b>Basic Services Total<sup>#</sup></b>
<b>Locking Cart</b> (Exhibit 3A1 D14) <ul style="list-style-type: none"> <li>96-gallon Cart</li> </ul>	\$_____ (one-time, per Cart)
<b>Container Cleaning</b> (Exhibit 3A1 D3d(3)) <ul style="list-style-type: none"> <li>Monthly Cleaning Service, 1 Cart</li> <li>Monthly Cleaning Service, each additional Cart</li> <li>Monthly Cleaning Service, 1 Dumpster</li> <li>Monthly Cleaning Service, each additional Dumpster</li> </ul>	\$ _____ \$ _____ \$ _____ \$ _____
<b>Billing Fees</b> (Section 7B) <ul style="list-style-type: none"> <li>Late payment</li> <li>Interruption of service</li> <li>Returned checks</li> </ul>	10% of past due amount 100% of <b>Basic Services Total<sup>#</sup></b> for 1 Refuse Unit 100% of <b>Basic Services Total<sup>#</sup></b> for 1 Refuse Unit

Examples showing amount to be billed to Customer for extra services, assuming Monthly Rate per Refuse Unit to COUNTY is \$20 (assuming \$10 Refuse, \$4 Recycle, \$6 Green):

- If a single-family home wanted a second Refuse Cart, the extra fee would be \$10 (1st Cart paid on taxes, 2nd Cart \$10)
- If a single-family home wanted 3 Recyclables Carts, the extra fee would be \$4. (1st Cart paid on taxes, 2nd Cart at \$3, 3rd Cart at \$4)
- If a restaurant wanted one 3-yard Dumpster for Refuse serviced Monday through Saturday, 6 times per week, the extra fee would be \$300 (1st Dumpster paid on taxes at \$10 x 6 Refuse Units for 1x per week = \$60 on taxes, 6 times per week = \$360 - \$60 taxes = \$300)
- If a store that has 2 Refuse Units (1 cu yd) 1x per week assigned and wanted 3 cubic yards of Refuse Collected 2x per week, the extra fee would be \$100 (1 cubic yard paid on taxes at \$10 x 2 Refuse Units, for 1x per week = \$20, 3 cu yds 2x = \$120 - \$20 taxes = \$100)

Using the examples given below calculate your Monthly Unit Rate<sup>x</sup>, Monthly Payment Rate, and Total Proposed Annual Amount. The Unit Count given is the current unit count for the Service Area but may be revised as outlined in Section 7, Service Fees and Billing.

	Unit Count		Monthly Unit Rate <sup>x</sup>		Monthly Payment Rate	Months	Proposed Annual Amount
<i>Example</i>	3,059	x	\$ 20.00	=	\$ 61,180	x 12	= \$ 734,160
Actual	35,854.5	x	\$ _____ 1.1a	=	\$ _____	x 12	= \$ _____ 1.1
<i>Example</i>	<del>Two hundred seventy-four thousand two hundred ninety-six dollars and eighty-four cents.</del> <b>WRITTEN TOTAL PROPOSED ANNUAL AMOUNT FOR TASK 1, ITEM 1.1</b>						
Actual	_____ <b>WRITTEN TOTAL PROPOSED ANNUAL AMOUNT FOR TASK 1, ITEM 1.1</b>						

<sup>x</sup> Also referred to as Basic Service Total

FACILITIES (Exhibit 3A1 F1, Exhibit 7 E, Exhibit 17 17)			
Check box if additional facilities are listed on a separate page <input type="checkbox"/>	Initial Facility	Initial Facility Rate per ton (at start of CONTRACT)	Final Facility
<b>Disposal Rate for Refuse</b> (Exhibit 17 B17) <ul style="list-style-type: none"> <li>• Primary Facility: _____</li> <li>• Backup Facility 1: _____</li> <li>• Backup Facility 2: _____</li> <li>• Backup Facility 3: _____</li> </ul>		\$ _____ \$ _____ \$ _____ \$ _____	
<b>Disposal Rate for Organic Waste</b> (landscaping + food waste) <ul style="list-style-type: none"> <li>• Primary Facility: _____</li> <li>• Backup Facility 1: _____</li> </ul>		\$ _____ \$ _____	
<b>Disposal Rate for Food Waste</b> <ul style="list-style-type: none"> <li>• Primary Facility: _____</li> <li>• Backup Facility 1: _____</li> </ul>		\$ _____ \$ _____	
<b>Disposal Rate for Green Waste</b> (landscaping only) <ul style="list-style-type: none"> <li>• Primary Facility: _____</li> <li>• Backup Facility 1: _____</li> </ul>		\$ _____ \$ _____	

NOTE: Any change of facility or rates requires notification and approval from Director.



## Task 2 Service Fees

### Belvedere Garbage Disposal District

Proposer must provide a Service Fee for each item below. Failure to do so may result in the proposal/bid being rejected as nonresponsive. Waste separated by more than ten feet shall be considered a separate incident. **Write-in** your proposed Service Fee and **Calculate** your Monthly Payment Rate and Proposed Annual Amount. The Proposed Annual Amount is not the total for all proposed Task 2 services but rather it is the total of the amounts to be evaluated. Potential additional amounts for Task 2 are not included here but are part of the contract. Also, many quantities are estimates and actual Monthly Payment Rate will be based on actuals, not these estimates. Charts below contain several places with "Additional" services that are beyond what is expected. Note: There are 4.33 weeks per month.

<b>2A. Abandoned Waste Weekly &amp; As-Needed Collection</b> (Exhibit 3A2 A and Section 7 C3a)				
Annual Services	Service Fee		Estimated Quantities	Monthly Rate
<b>Abandoned Waste Rate Per Ton</b> • Alleys (22.5 miles) • Parkways, Sidewalks, Streets (174 miles)	\$ <span style="background-color: yellow;">      </span> /ton	x	250 tons	= \$ <span style="background-color: orange;">_____</span>
<b>Abandoned Waste Dry Runs</b> • After 4 <sup>th</sup> , each month	\$ <span style="background-color: yellow;">      </span> /incident	x	10 incidents	= \$ <span style="background-color: orange;">_____</span>
<b>TOTAL PROPOSED MONTHLY AMOUNT FOR 2A</b>				2.1a \$ <span style="background-color: orange;">_____</span>

<b>2B. Abandoned Waste Daily Collection</b> (Exhibit 3A2 A5 and Section 7 C3b)				
Annual Services	Service Fee		Estimated Quantities	Monthly Rate
<b>Monitoring All Hot Zone Locations</b> 23 locations	\$ <span style="background-color: yellow;">      </span> /foot (per day)	x	46,281 feet x 5 days x 4.33 weeks	= \$ <span style="background-color: orange;">_____</span>
<b>Additional Hot Zones Monitoring</b> (up to 25% more length)	\$ <span style="background-color: yellow;">      </span> /foot (per day)	x	11,570 feet x 5 days x 4.33 weeks	= \$ <span style="background-color: orange;">_____</span>
<b>TOTAL PROPOSED MONTHLY AMOUNT FOR 2B</b>				2.1b \$ <span style="background-color: orange;">_____</span>

<b>2C. Public Receptacles</b> (Exhibit 3A2 B and Section 7 C3c)				
Annual Services	Service Fee		Estimated Quantities	Monthly Rate
<b>Standard or Solar Compactors</b> (assume Collection twice per day, 6 days per week)	\$ <span style="background-color: yellow;">      </span> /receptacle (per Collection)	x	160 receptacles x 2 times x 6 days x 4.33 weeks	= \$ <span style="background-color: orange;">_____</span>
<b>Additional public receptacles</b> (up to 25% more receptacles)	\$ <span style="background-color: yellow;">      </span> /receptacle (per Collection)	x	40 receptacles x 2 x 6 x 4.33	= \$ <span style="background-color: orange;">_____</span>
<b>TOTAL PROPOSED MONTHLY AMOUNT FOR 2C</b>				2.1c \$ <span style="background-color: orange;">_____</span>

**2D. Homeless Encampments** (Exhibit 3A2 E and Section 7 C3e)

Annual Services	Service Fee	Estimated Quantities	Monthly Rate
<b>Abandoned Encampments</b>			
• Waste Collection for each 4 cu yds	\$ _____	4 loads	\$ _____
<b>Occupied Encampments</b>	(per week)	(per month)	
• Bags Collected	\$ _____/bag	10 bags x 4.33	\$ _____
• Boxes (Refuse in bags from event box)	\$ _____/box	2 boxes x 4.33	\$ _____
• Carts			
o Delivery and removal to/from area	\$ _____/area	2 areas x 4.33	\$ _____
o Collection & Disposal (96-gal)	\$ _____/Collection	10 Collections x 4.33	\$ _____
o Collection & Disposal (32-gal)	\$ _____/Collection	10 Collections x 4.33	\$ _____
o Overflowing Cart surcharge	\$ _____/96 gallons	2 overflows x 4.33	\$ _____
o Contaminated Load surcharge	\$ _____/Cart	1 Carts x 4.33	\$ _____
• Dumpsters			
o Delivery and removal to/from area	\$ _____/area	4 areas x 4.33	\$ _____
o Collection & Disposal (3 cu yds)	\$ _____/Collection	10 Collections x 4.33	\$ _____
o Overflowing Dumpster surcharge	\$ _____/3 cu yds	1 overflows x 4.33	\$ _____
o Contaminated Load surcharge	\$ _____/Dumpster	1 Dumpster x 4.33	\$ _____
• Additional Cart or Dumpster Services	n/a	n/a	\$ <b>1,000.00*</b>
<b>TOTAL PROPOSED MONTHLY AMOUNT FOR 2D</b>			\$ _____ 2.1d

\* This amount is for the COUNTY's authorization and budget purposes. CONTRACTOR must be prepared to provide additional services in any of the above categories in this amount.

**2E. Litter Collection** (Exhibit 3A2 A4, Exhibit 3A2 G, and Section 7 C3g)

Annual Services	Service Fee	Estimated Quantities	Monthly Rate
<b>Litter Rate Per Mile</b>			
Alleys (22.5 miles)	\$ _____/mile	22.5 miles x 4.33	\$ _____
<b>Litter (As-Needed)</b>			
Hours Spent	\$ _____/hour	8 hours x 4.33	\$ _____
<b>Additional Litter</b> (As-Needed) (up to 200% more hours)	\$ _____/hour	16 hours x 4.33	\$ _____
<b>TOTAL PROPOSED MONTHLY AMOUNT FOR 2E</b>			\$ _____ 2.1e

**TASK 2 - PROPOSED ANNUAL AMOUNT FOR TASK 2**

Monthly Amount for Task 2A			Monthly Amount for Task 2B			Monthly Amount for Task 2C			Monthly Amount for Task 2D			Monthly Amount for Task 2E			Monthly Amount for Tasks 2A + 2B + 2C + 2D + 2E	
2.1a			2.1b		+	2.1c		+	2.1d		+	2.1e		=	2.1abcde	
\$ _____		+	\$ _____			\$ _____		+	\$ _____			\$ _____			\$ _____	
Monthly Amount for Tasks 2A + 2B + 2C + 2D + 2E					Period					Proposed Annual Amount for Task 2						
2.1abcde				x	12 months				=	2.1 \$ _____						
WRITTEN PROPOSED ANNUAL AMOUNT FOR TASK 2, ITEM 2.1																

**Task 2 Emergency Service Fees**  
**Belvedere Garbage Disposal District**

Proposer must provide a rate for each item below. Failure to do so may result in the proposal/bid being rejected as nonresponsive.

Services	Rate (billed to COUNTY)
<b>Automated Collection Services</b> (Section 7C3, Section 11B, and Exhibit 3A2 F1)	
<b>Automated Collection Services and/or Bulky Items</b>	Comparable Municipal Solid Waste fees
<b>Solid Waste not in Containers</b> (Exhibit 3A2 F2)	
<ul style="list-style-type: none"> <li>• Disposal</li> <li>• Labor</li> <li>• Special Equipment</li> </ul>	\$ <span style="background-color: yellow;">      </span> /ton and \$ <span style="background-color: yellow;">      </span> /cubic yard \$ <span style="background-color: yellow;">      </span> /hr Reasonable negotiated fee
<b>Roll-Off Containers or Drop-Off Events</b> (Exhibit 3A2 F3)	
<b>Roll-Off Containers or Drop-Off Events</b>	Comparable Municipal Solid Waste fees
<b>Palm Frond Collection</b> (Exhibit 3A2 F4)	
<b>Palm Frond Collection</b>	\$ <span style="background-color: yellow;">      </span> /hour per Vehicle
<b>Waste in Right-of-Way</b> (Exhibit 3A2 F5)	
<b>Waste in Right-of-Way</b> <ul style="list-style-type: none"> <li>• Abandoned Waste</li> <li>• Public Receptacles</li> <li>• Homeless Encampments</li> <li>• Human Waste Removal</li> </ul>	Comparable fees to Attachment 7-3 with a negotiated adjustment for distance.

**Schedule of Prices**  
**Belvedere Garbage Disposal District**

Values for Task 1 and Task 2 in the table below are to be transferred from Task 1 Service Fees and Task 2 Service Fees. Please note that the Total Proposed Annual Amount For Tasks 1 + 2 in the table below is the amount that is evaluated.

Total Proposed Annual Amount for Task 1		Total Proposed Annual Amount for Task 2		TOTAL PROPOSED ANNUAL AMOUNT FOR TASKS 1 + 2
\$ _____ 1.1	+	\$ _____ 2.1	=	\$ _____
TOTAL PROPOSED ANNUAL AMOUNT FOR TASKS 1 AND 2 (WRITE OUT IN FULL)				

LEGAL NAME OF PROPOSER		
NAME OF PERSON AUTHORIZED TO SUBMIT PROPOSAL		
SIGNATURE OF PERSON AUTHORIZED TO SUBMIT PROPOSAL		
TITLE OF AUTHORIZED PERSON		
DATE	STATE CONTRACTOR'S LICENSE NUMBER	LICENSE TYPE
PROPOSER'S ADDRESS		
PHONE	E-MAIL	

## FORM PW-2.2.1

The undersigned Bidder offers to perform the work described in the Invitation for Bids (IFB) for the following prices. The Bidder's rate(s) (hourly, monthly, etc.) shall include all administrative costs, labor, supervision, materials, transportation, taxes, equipment, and supplies unless those specified to be furnished by Public Works. It is understood and agreed that where quantities, if any, are set forth in the below tables, they are only estimates, and the unit prices quoted, if any, will apply to the actual quantities, whatever they may be.

**By submission of this Bid, Bidder certifies that the prices quoted herein have been arrived at independently without consultation, communication, or agreement with any other Bidder or competitor for the purpose of restricting competition.**

**Task 1 Service Fees**  
**Mesa Heights Garbage Disposal District**

Proposer must provide a Service Fee for each item below.

Failure to do so may result in the proposal/bid being rejected as nonresponsive. Waste separated by more than ten feet shall be considered a separate incident. **Write-in** your proposed Monthly Rate<sup>x</sup>, calculate Basic Service Total, and calculate Proposed Annual Amount. Note: 96-gallons ≈ 0.5 cu yd.

MONTHLY RATE (Exhibit 3A1 D1, Exhibit 3A3 B, and Section 7 A)	
Services	Monthly Rate Per Refuse Unit (Billed to COUNTY)
<b>Monthly Rate for 3-Container Basic Services<sup>¥</sup></b>	
A. One 96-gallon Refuse (no food waste)	A *\$ <input type="text"/>
B. One 96-gallon Recyclables	B **\$ <input type="text"/>
C. One 96-gallon Green Waste (w/Food) or one 64-gallon Food Waste	C ***\$ <input type="text"/>
<b>Monthly Rate for Basic Services (without SB 1383 Compliance)</b>	
D. One 96-gallon Refuse (with food waste) <sup>£</sup>	D *\$ <input type="text"/> £
E. One 96-gallon Green Waste (without Food Waste) <sup>£</sup>	E ***\$ <input type="text"/> £
<b>Monthly Rate for 2-Container Basic Services (Exhibit 3A1 C3)<sup>¥</sup></b>	
F. One 96-gallon Refuse (with Food Waste and Green Waste)	F *\$ <input type="text"/> (replaces A+C)
<b>Portion of the Monthly Rate for Special Services (Exhibit 3A1 H)</b>	
1. Christmas Tree Collection	1 \$ <input type="text"/>
2. Annual Cleanup Event	2 \$ <input type="text"/>
3. Annual Container Cleaning	3 \$ <input type="text"/>
4. Mulch/Compost & Shredding Events	4 \$ <input type="text"/>
5. Bulky Item Service	5 \$ <input type="text"/>
o Bulky Item	\$ <input type="text"/>
o Excess Refuse	\$ <input type="text"/>
o Excess Green Waste	\$ <input type="text"/>
o Special Recyclables/Reusable Items	\$ <input type="text"/>
6. Priority Pickups at Director's Request	6 \$ <input type="text"/>
7. Special Cleanup Events Services	7 \$ <input type="text"/>

8. Sharps Collections	8 \$	
9. GPS & Video Equipment & Recording	9 \$	
10. Bike Lane Rollout (Exhibits 3A1 I3a & 3A3 F)	10 \$	
Total of A - C and 1 - 10 (do not include D, E, or F)		1.1a # \$ (Basic Service Total)
<b>Monthly Rate for Alternative to Director's Preferred Method</b>		(optional except for Multifamily, item C3b of Ex 3A1)
• One 96-gallon Refuse Cart	\$	
• One 96-gallon Refuse + Food Waste Cart	\$	
• One 96-gallon Recyclables Cart	\$	
• One 96-gallon Green Waste Cart	\$	
• One 96-gallon Green Waste (landscaping only) Cart	\$	
• One 64-gallon Food Waste Cart	\$	

¥COUNTY may turn on or off any of services 1 - 10 and/or switch to service D - E.

£COUNTY may choose to allow food waste in the Refuse Cart for Disposal in a landfill and/or prevent food waste from being allowed in the Green Waste Cart (common methods before SB 1383). CONTRACTOR must therefore include an alternate monthly rate for these services.

CUSTOMER SURCHARGES/FEEs ADDED TO MONTHLY RATE (Exhibit 3A1 and Section 7)	
Services	Monthly Rate (Billed to Customer)
<b>Additional Containers beyond Basic Services</b> which is 1 Refuse, 1 Recyclables, 1 Green Waste (Exhibit 3A1 D2 & Section 7A2b) <ul style="list-style-type: none"> <li>• 2<sup>nd</sup> or more 96-gallon Refuse Cart</li> <li>• 2<sup>nd</sup> 96-gallon Recyclables Cart</li> <li>• 2<sup>nd</sup> 96-gallon Green Waste Cart</li> <li>• 2<sup>nd</sup> or more 64-gallon Food Waste Cart</li> <li>• 3<sup>rd</sup> or more 96-gallon Recyclables Cart</li> <li>• 3<sup>rd</sup> or more 96-gallon Green Waste Cart</li> </ul>	96-gal Refuse fee* 75% of 96-gal Recycle fee** 75% of 96-gal Green Waste fee*** 96-gal Green Waste fee*** 96-gal Recycle fee** 96-gal Green Waste fee***
<b>Extra or Larger Dumpsters</b> (Exhibit 3A1 D2) <ul style="list-style-type: none"> <li>• Per 0.5 cu yds Refuse Dumpster</li> <li>• Per 0.5 cu yds Recyclables Dumpster</li> <li>• Per 0.5 cu yds Green Waste Dumpster</li> <li>• Per 0.5 cu yds Food Waste Dumpster</li> </ul>	96-gal Refuse fee* 96-gal Recycle fee** 96-gal Green Waste fee*** 150% of 96-gal Green Waste fee***
<b>Increased Frequency of Refuse Dumpster Collection</b> , more than 1x per week (Exhibit 3A1 B3) <ul style="list-style-type: none"> <li>• 2 times per week</li> <li>• 3 times per week</li> <li>• 4 times per week</li> <li>• 5 times per week</li> <li>• 6 times per week (Saturdays)</li> <li>• Each extra time per week with no capacity increase (i.e. 3 cubic yards twice per week instead of 6 cubic yards once per week)</li> <li>• 2 times per week with 2/3 capacity decrease (i.e. 2 cubic yards twice per week instead of 6 cubic yards once per week)</li> </ul>	Monthly Rate for Basic Refuse Services plus any extra or larger containers multiplied by:  1.0 2.0 3.0 4.0 5.0 0.7  No charge
<b>Additional On-Call Pickups</b> beyond 4 per year (Exhibit 3A1 H3 & Section 7A2e) <ul style="list-style-type: none"> <li>• Bulky Items, excess waste, or Green Waste (per visit to Collect all items)</li> </ul>	Per request charge equal to 75% of Basic Service Total#
<b>Container Size Exchange, beyond 1 per year</b> (Exhibit 3A1 D3c) and <b>Temporary Bear-Cart Delivery for Excess Waste</b> (Exhibit 3A3 B2) <ul style="list-style-type: none"> <li>• Each additional exchange/delivery</li> </ul>	Per request charge equal to 50% of Basic Service Total#

<b>Container Removal and Return</b> , within previous 12 months (Exhibit 3A1 D3e) <ul style="list-style-type: none"> <li>First removal and return (per set)</li> <li>Each additional removal and return (per set)</li> <li>Cleanup of Set-Out Site</li> </ul>	100% of <b>Basic Service Total<sup>#</sup></b> 125% of previous fee 100% of <b>Basic Service Total<sup>#</sup></b>
<b>Roll-Out Service for non-Elderly/Disabled</b> (Exhibit 3A1 I & Sec 7A2d) <ul style="list-style-type: none"> <li>Mandatory Minimum Service (Up to 10 feet)</li> <li>Full Service (Up to 50 feet)</li> <li>Extended Full Service <ul style="list-style-type: none"> <li>First 50 feet</li> <li>Each 200 feet</li> <li>Unpaved</li> <li>Steep</li> </ul> </li> </ul>	5% of <b>Basic Service Total<sup>#</sup></b> 50% of <b>Basic Service Total<sup>#</sup></b>  50% of <b>Basic Services Total<sup>#</sup></b> 50% of <b>Basic Services Total<sup>#</sup></b> 10% of <b>Basic Services Total<sup>#</sup></b> 10% of <b>Basic Services Total<sup>#</sup></b>
<b>Locking Cart</b> (Exhibit 3A1 D14) <ul style="list-style-type: none"> <li>96-gallon Cart</li> </ul>	\$_____ (one-time, per Cart)
<b>Container Cleaning</b> (Exhibit 3A1 D3d(3)) <ul style="list-style-type: none"> <li>Monthly Cleaning Service, 1 Cart</li> <li>Monthly Cleaning Service, each additional Cart</li> <li>Monthly Cleaning Service, 1 Dumpster</li> <li>Monthly Cleaning Service, each additional Dumpster</li> </ul>	\$_____ \$_____ \$_____ \$_____
<b>Billing Fees</b> (Section 7B) <ul style="list-style-type: none"> <li>Late payment</li> <li>Interruption of service</li> <li>Returned checks</li> </ul>	10% of past due amount 100% of <b>Basic Services Total<sup>#</sup></b> for 1 Refuse Unit 100% of <b>Basic Services Total<sup>#</sup></b> for 1 Refuse Unit

Examples showing amount to be billed to Customer for extra services, assuming Monthly Rate per Refuse Unit to COUNTY is \$20 (assuming \$10 Refuse, \$4 Recycle, \$6 Green):

- If a single-family home wanted a second Refuse Cart, the extra fee would be \$10 (1st Cart paid on taxes, 2nd Cart \$10)
- If a single-family home wanted 3 Recyclables Carts, the extra fee would be \$4. (1st Cart paid on taxes, 2nd Cart at \$3, 3rd Cart at \$4)
- If a restaurant wanted one 3-yard Dumpster for Refuse serviced Monday through Saturday, 6 times per week, the extra fee would be \$300 (1st Dumpster paid on taxes at \$10 x 6 Refuse Units for 1x per week = \$60 on taxes, 6 times per week = \$360 - \$60 taxes = \$300)
- If a store that has 2 Refuse Units (1 cu yd) 1x per week assigned and wanted 3 cubic yards of Refuse Collected 2x per week, the extra fee would be \$100 (1 cubic yard paid on taxes at \$10 x 2 Refuse Units, for 1x per week = \$20, 3 cu yds 2x = \$120 - \$20 taxes = \$100)

Using the examples given below calculate your Monthly Unit Rate<sup>x</sup>, Monthly Payment Rate, and Total Proposed Annual Amount. The Unit Count given is the current unit count for the Service Area but may be revised as outlined in Section 7, Service Fees and Billing.

	Unit Count		Monthly Unit Rate <sup>x</sup>		Monthly Payment Rate	Months	Proposed Annual Amount
Example	3,059	x	\$ 20.00	=	\$ 61,180	x 12	= \$ 734,160
Actual	8,318.5	x	\$ _____ <sup>1.1a</sup>	=	\$ _____	x 12	= \$ _____ <sup>1.1</sup>
Example	<del>Two hundred seventy-four thousand two hundred ninety-six dollars and eighty-four cents.</del> <b>WRITTEN TOTAL PROPOSED ANNUAL AMOUNT FOR TASK 1, ITEM 1.1</b>						
Actual	_____ <b>WRITTEN TOTAL PROPOSED ANNUAL AMOUNT FOR TASK 1, ITEM 1.1</b>						

<sup>x</sup> Also referred to as Basic Service Total

FACILITIES (Exhibit 3A1 F1, Exhibit 7 E, Exhibit 17 17)			
Check box if additional facilities are listed on a separate page <input type="checkbox"/>	Initial Facility	Initial Facility Rate per ton (at start of CONTRACT)	Final Facility
<b>Disposal Rate for Refuse</b> (Exhibit 17 B17)			
• Primary Facility:	_____	\$ _____	_____
• Backup Facility 1:	_____	\$ _____	_____
• Backup Facility 2:	_____	\$ _____	_____
• Backup Facility 3:	_____	\$ _____	_____
<b>Disposal Rate for Organic Waste</b> (landscaping + food waste)			
• Primary Facility:	_____	\$ _____	_____
• Backup Facility 1:	_____	\$ _____	_____
<b>Disposal Rate for Food Waste</b>			
• Primary Facility:	_____	\$ _____	_____
• Backup Facility 1:	_____	\$ _____	_____
<b>Disposal Rate for Green Waste</b> (landscaping only)			
• Primary Facility:	_____	\$ _____	_____
• Backup Facility 1:	_____	\$ _____	_____

NOTE: Any change of facility or rates requires notification and approval from Director.



## Task 2 Service Fees

### Mesa Heights Garbage Disposal District

Proposer must provide a Service Fee for each item below. Failure to do so may result in the proposal/bid being rejected as nonresponsive. Waste separated by more than ten feet shall be considered a separate incident. **Write-in** your proposed Service Fee and **Calculate** your Monthly Payment Rate and Proposed Annual Amount. The Proposed Annual Amount is not the total for all proposed Task 2 services but rather it is the total of the amounts to be evaluated. Potential additional amounts for Task 2 are not included here but are part of the contract. Also, many quantities are estimates and actual Monthly Payment Rate will be based on actuals, not these estimates. Charts below contain several places with "Additional" services that are beyond what is expected. Note: There are 4.33 weeks per month.

<b>2A. Abandoned Waste Weekly &amp; As-Needed Collection</b> (Exhibit 3A2 A and Section 7 C3a)				
Annual Services	Service Fee		Estimated Quantities	Monthly Rate
<b>Abandoned Waste Rate Per Ton</b> <ul style="list-style-type: none"> <li>Alleys (5.3 miles)</li> <li>Parkways, Sidewalks, Streets (66 miles)</li> </ul>	\$ <span style="background-color: yellow;">      </span> /ton	x	2 tons	= \$ <span style="background-color: orange;">_____</span>
<b>Abandoned Waste Dry Runs</b> <ul style="list-style-type: none"> <li>After 4<sup>th</sup>, each month</li> </ul>	\$ <span style="background-color: yellow;">      </span> /incident	x	1 incidents	= \$ <span style="background-color: orange;">_____</span>
<b>TOTAL PROPOSED MONTHLY AMOUNT FOR 2A</b>				2.1a \$ <span style="background-color: orange;">_____</span>

<b>2B. Abandoned Waste Daily Collection</b> (Exhibit 3A2 A5 and Section 7 C3b)				
Annual Services	Service Fee		Estimated Quantities	Monthly Rate
<b>Monitoring All Hot Zone Locations</b> 0 locations	\$ <span style="background-color: yellow;">      </span> /foot (per day)	x	0 feet x 5 days x 4.33 weeks	= \$ n/a
<b>Additional Hot Zones Monitoring</b>	\$ <span style="background-color: yellow;">      </span> /foot (per day)	x	1,000 feet x 5 days x 4.33 weeks	= \$ <span style="background-color: orange;">_____</span>
<b>TOTAL PROPOSED MONTHLY AMOUNT FOR 2B</b>				2.1b \$ <span style="background-color: orange;">_____</span>

<b>2C. Public Receptacles</b> (Exhibit 3A2 B and Section 7 C3c)				
Annual Services	Service Fee		Estimated Quantities	Monthly Rate
<b>Standard or Solar Compactors</b> (assume Collection twice per day, 6 days per week)	\$ <span style="background-color: yellow;">      </span> /receptacle (per Collection)	x	11 receptacles x 2 times x 6 days x 4.33 weeks	= \$ <span style="background-color: orange;">_____</span>
<b>Additional public receptacles</b> (up to 100% more receptacles)	\$ <span style="background-color: yellow;">      </span> /receptacle (per Collection)	x	11 receptacles x 2 x 6 x 4.33	= \$ <span style="background-color: orange;">_____</span>
<b>TOTAL PROPOSED MONTHLY AMOUNT FOR 2C</b>				2.1c \$ <span style="background-color: orange;">_____</span>

**2D. Homeless Encampments** (Exhibit 3A2 E and Section 7 C3e)

Annual Services	Service Fee	Estimated Quantities	Monthly Rate
<b>Abandoned Encampments</b>			
• Waste Collection for each 4 cu yds	\$ _____	1 load	\$ _____
<b>Occupied Encampments</b>	(per week)	(per month)	
• Bags Collected	\$ _____/bag	2 bags x 4.33	\$ _____
• Boxes (Refuse in bags from event box)	\$ _____/box	1 box x 4.33	\$ _____
• Carts			
○ Delivery and removal to/from area	\$ _____/area	2 areas x 4.33	\$ _____
○ Collection & Disposal (96-gal)	\$ _____/Collection	4 Collections x 4.33	\$ _____
○ Collection & Disposal (32-gal)	\$ _____/Collection	4 Collections x 4.33	\$ _____
○ Overflowing Cart surcharge	\$ _____/96 gallons	1 overflows x 4.33	\$ _____
○ Contaminated Load surcharge	\$ _____/Cart	1 Carts x 4.33	\$ _____
• Dumpsters			
○ Delivery and removal to/from area	\$ _____/area	2 areas x 4.33	\$ _____
○ Collection & Disposal (3 cu yds)	\$ _____/Collection	4 Collections x 4.33	\$ _____
○ Overflowing Dumpster surcharge	\$ _____/3 cu yds	1 overflows x 4.33	\$ _____
○ Contaminated Load surcharge	\$ _____/Dumpster	1 Dumpster x 4.33	\$ _____
• Additional Cart or Dumpster Services	n/a	n/a	\$ <b>1,000.00*</b>
<b>TOTAL PROPOSED MONTHLY AMOUNT FOR 2D</b>			\$ _____ 2.1d

\* This amount is for the COUNTY's authorization and budget purposes. CONTRACTOR must be prepared to provide additional services in any of the above categories in this amount.

**2E. Litter Collection** (Exhibit 3A2 A4, Exhibit 3A2 G, and Section 7 C3g)

Annual Services	Service Fee	Estimated Quantities	Monthly Rate
<b>Litter Rate Per Mile</b>			
Alleys (5.3 miles)	\$ _____/mile	5.3 miles x 4.33	\$ _____
<b>Litter (As-Needed)</b>			
Hours Spent	\$ _____/hour	4 hours x 4.33	\$ _____
<b>Additional Litter (As-Needed)</b> (up to 200% more hours)	\$ _____/hour	8 hours x 4.33	\$ _____
<b>TOTAL PROPOSED MONTHLY AMOUNT FOR 2E</b>			\$ _____ 2.1e

**TASK 2 - PROPOSED ANNUAL AMOUNT FOR TASK 2**

Monthly Amount for Task 2A			Monthly Amount for Task 2B			Monthly Amount for Task 2C			Monthly Amount for Task 2D			Monthly Amount for Task 2E			Monthly Amount for Tasks 2A + 2B + 2C + 2D + 2E	
2.1a			2.1b		+	2.1c		+	2.1d		+	2.1e		=	2.1abcde	
\$ _____		+	\$ _____			\$ _____		+	\$ _____			\$ _____			\$ _____	
Monthly Amount for Tasks 2A + 2B + 2C + 2D + 2E					Period						Proposed Annual Amount for Task 2					
2.1abcde				x	12 months					=	2.1 \$ _____					
WRITTEN PROPOSED ANNUAL AMOUNT FOR TASK 2, ITEM 2.1																

**Task 2 Emergency Service Fees**  
**Mesa Heights Garbage Disposal District**

Proposer must provide a rate for each item below. Failure to do so may result in the proposal/bid being rejected as nonresponsive.

Services	Rate (billed to COUNTY)
<b>Automated Collection Services</b> (Section 7C3, Section 11B, and Exhibit 3A2 F1)	
<b>Automated Collection Services and/or Bulky Items</b>	Comparable Municipal Solid Waste fees
<b>Solid Waste not in Containers</b> (Exhibit 3A2 F2)	
<ul style="list-style-type: none"> <li>• Disposal</li> <li>• Labor</li> <li>• Special Equipment</li> </ul>	\$ <span style="background-color: yellow;">      </span> /ton and \$ <span style="background-color: yellow;">      </span> /cubic yard \$ <span style="background-color: yellow;">      </span> /hr Reasonable negotiated fee
<b>Roll-Off Containers or Drop-Off Events</b> (Exhibit 3A2 F3)	
<b>Roll-Off Containers or Drop-Off Events</b>	Comparable Municipal Solid Waste fees
<b>Palm Frond Collection</b> (Exhibit 3A2 F4)	
<b>Palm Frond Collection</b>	\$ <span style="background-color: yellow;">      </span> /hour per Vehicle
<b>Waste in Right-of-Way</b> (Exhibit 3A2 F5)	
<b>Waste in Right-of-Way</b> <ul style="list-style-type: none"> <li>• Abandoned Waste</li> <li>• Public Receptacles</li> <li>• Homeless Encampments</li> <li>• Human Waste Removal</li> </ul>	Comparable fees to Attachment 7-3 with a negotiated adjustment for distance.

**Schedule of Prices**  
**Mesa Heights Garbage Disposal District**

Values for Task 1 and Task 2 in the table below are to be transferred from Task 1 Service Fees and Task 2 Service Fees. Please note that the Total Proposed Annual Amount For Tasks 1 + 2 in the table below is the amount that is evaluated.

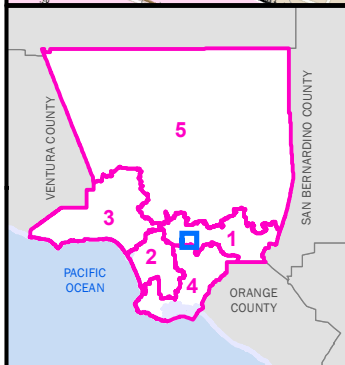
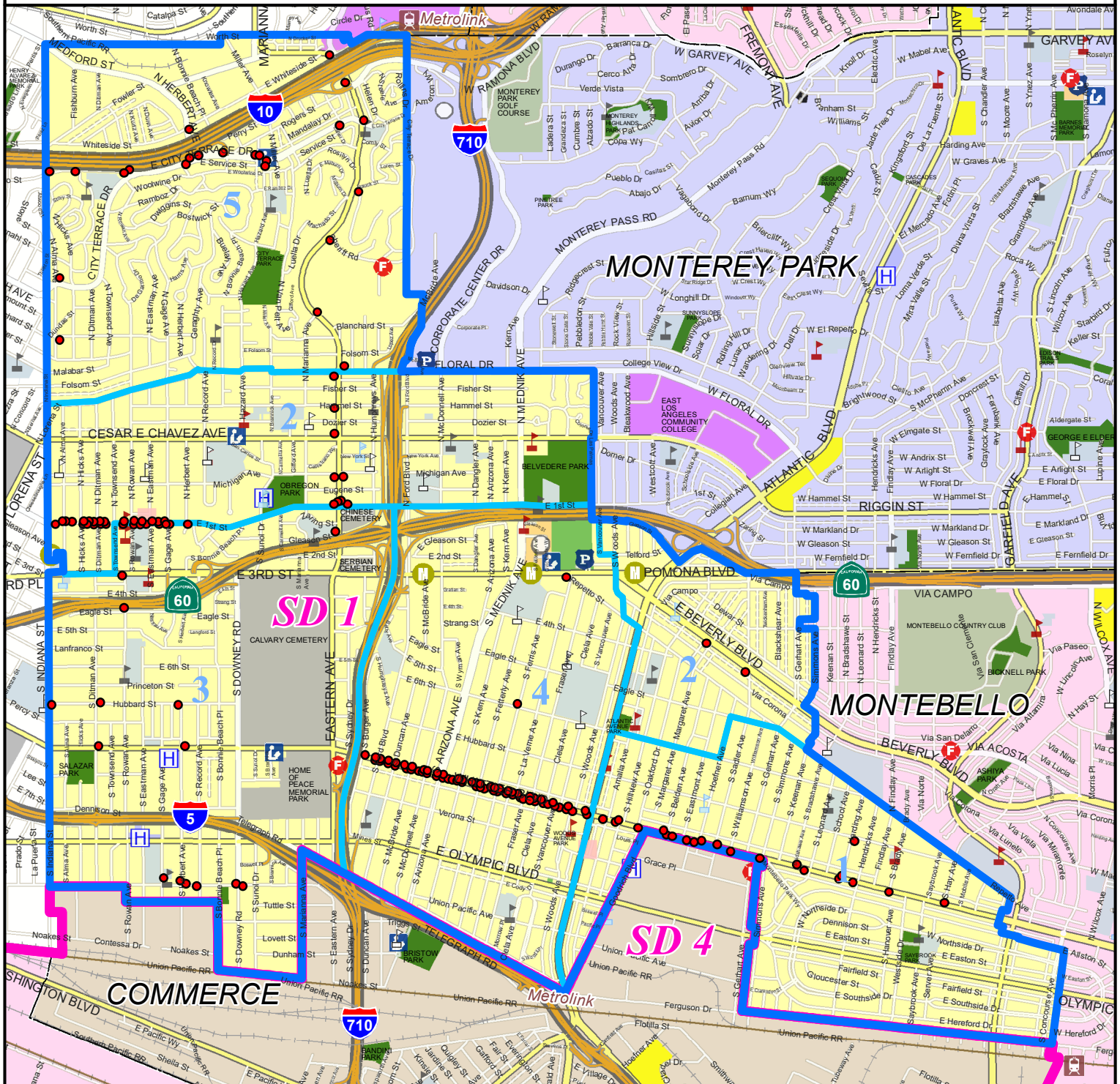
Total Proposed Annual Amount for Task 1		Total Proposed Annual Amount for Task 2		TOTAL PROPOSED ANNUAL AMOUNT FOR TASKS 1 + 2
\$ _____ 1.1	+	\$ _____ 2.1	=	\$ _____
TOTAL PROPOSED ANNUAL AMOUNT FOR TASKS 1 AND 2 (WRITE OUT IN FULL)				

LEGAL NAME OF PROPOSER		
NAME OF PERSON AUTHORIZED TO SUBMIT PROPOSAL		
SIGNATURE OF PERSON AUTHORIZED TO SUBMIT PROPOSAL		
TITLE OF AUTHORIZED PERSON		
DATE	STATE CONTRACTOR'S LICENSE NUMBER	LICENSE TYPE
PROPOSER'S ADDRESS		
PHONE	E-MAIL	



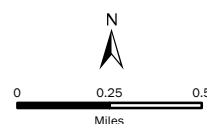
# PUBLIC CURBSIDE RECEPTACLES IN THE BELVEDERE GARBAGE DISPOSAL DISTRICT

160 Receptacles in Total



- Trash Receptacles
- Belvedere Garbage Disposal District
- Supervisorial District

Date: 1/23/2023  
 SMPM Division, Mapping & GIS Services Section (HCHANG)  
 Data Sources: Geographic data from eGIS Repository. All rights reserved.  
 Disclaimer: This product is for informational purposes and may not have been prepared for or be suitable for legal engineering, or surveying purposes. Users of this information should review or consult the primary data and information sources to ascertain the usability of the information.



## REGULAR AREA PICK-UP

- |   |           |
|---|-----------|
| 1 | Monday    |
| 2 | Tuesday   |
| 3 | Wednesday |
| 4 | Thursday  |
| 5 | Friday    |



## BELVEDERE GARBAGE DISPOSAL DISTRICT PUBLIC CURBSIDE RECEPTACLES

#	Address	Additional Info
1	3514 E 1ST ST LOS ANGELES CA 90063	EB
2	3600 E 1ST ST LOS ANGELES CA 90063	EB
3	3584 E 1ST ST LOS ANGELES CA 90063	EB
4	3600 E 1ST ST LOS ANGELES CA 90063	EB
5	3724 E 1ST ST LOS ANGELES CA 90063	EB
6	3724 E 1ST ST LOS ANGELES CA 90063	EB
7	3724 E 1ST ST LOS ANGELES CA 90063	EB
8	3760 E 1ST ST LOS ANGELES CA 90063	EB
9	3800 E 1ST ST LOS ANGELES CA 90063	EB
10	3834 E 1ST ST LOS ANGELES CA 90063	EB
11	4215 GLEASON ST LOS ANGELES CA 90063	On Eastern Ave Side SB
12	4304 EUGENE ST EAST LOS ANGELES CA 90022	On Eastern Ave Side NB
13	4304 EUGENE ST EAST LOS ANGELES CA 90022	On 1 <sup>st</sup> St Side WB
14	4304 MICHIGAN AVE LOS ANGELES CA 90022	On Eastern Ave Side NB
15	710 N EASTERN AVE LOS ANGELES CA 90022	NB
16	958 N EASTERN AVE LOS ANGELES CA 90063	NB
17	1104 N EASTERN AVE LOS ANGELES CA 90063	NB Near Sheriff Rd
18	1312 N EASTERN AVE LOS ANGELES CA 90063	NB Near Hauck St
19	4264 CITY TERRACE DR LOS ANGELES CA 90063	EB
20	1617 N EASTERN AVE LOS ANGELES CA 90063	SB
21	1681 N EASTERN AVE LOS ANGELES CA 90063	SB
22	4254 FLORAL DR LOS ANGELES CA 90063	On Eastern Ave Side SB
23	4258 HAMMEL ST LOS ANGELES CA 90063	On Eastern Ave Side SB
24	4253 E CESAR E CHAVEZ AVE LOS ANGELES CA 90063	On Eastern Ave Side SB
25	4254 MICHIGAN AVE LOS ANGELES CA 90063	On Eastern Ave Side SB
26	111 N EASTERN AVE LOS ANGELES CA 90022	SB
27	111 N EASTERN AVE LOS ANGELES CA 90022	On 1 <sup>st</sup> St Side WB
28	3771 E 1ST ST LOS ANGELES CA 90063	WB
29	3701 E 1ST ST LOS ANGELES CA 90063	WB
30	3651 E 1ST ST LOS ANGELES CA 90063	WB
31	3613 E 1ST ST LOS ANGELES CA 90063	WB
32	3601 E 1ST ST LOS ANGELES CA 90063	WB
33	3591 E 1ST ST LOS ANGELES CA 90063	WB
34	3545 E 1ST ST LOS ANGELES CA 90063	WB
35	3545 E 1ST ST LOS ANGELES CA 90063	WB
36	3517 E 1ST ST LOS ANGELES CA 90063	WB
37	3748 E 3RD ST LOS ANGELES CA 90063	EB
38	443 S ROWAN AVE LOS ANGELES CA 90063	SB Just North of
39	700 S INDIANA ST LOS ANGELES CA 90023	On Hubbard St Side EB
40	705 S HERBERT AVE LOS ANGELES CA 90023	EB
41	3901 WHITTIER BLVD LOS ANGELES CA 90023	WB
42	706 S DITMAN AVE LOS ANGELES CA 90023	EB

# BELVEDERE GARBAGE DISPOSAL DISTRICT

## PUBLIC CURBSIDE RECEPTACLES

#	Address	Additional Info
43	4073 WHITTIER BLVD LOS ANGELES CA 90023	WB
44	4297 UNION PACIFIC AVE LOS ANGELES CA 90023	WB
45	1278 S HERBERT AVE LOS ANGELES CA 90023	WB
46	4228 UNION PACIFIC AVE LOS ANGELES CA 90023	EB
47	4300 UNION PACIFIC AVE LOS ANGELES CA 90023	EB
48	704 HARDING AVE LOS ANGELES CA 90022	On Hubbard St Side EB
49	4827 E 6TH ST LOS ANGELES CA 90022	On Ferris Side SB
50	4850 E 3RD ST LOS ANGELES CA 90022	EB
51	5350 E BEVERLY BLVD LOS ANGELES CA 90022	EB
52	5478 E BEVERLY BLVD LOS ANGELES CA 90022	EB
53	3225 CITY TERRACE DR LOS ANGELES CA 90063	WB
54	4264 CITY TERRACE DR LOS ANGELES CA 90063	EB
55	3254 BLANCHARD ST LOS ANGELES CA 90063	Miss on Google maps
56	3556 E 1ST ST LOS ANGELES CA 90063	WB
57	3579 E 1ST ST LOS ANGELES CA 90063	EB
58	3724 E 1ST ST LOS ANGELES CA 90063	WB
59	3724 E 1ST ST LOS ANGELES CA 90063	WB
60	3760 E 1ST ST LOS ANGELES CA 90063	WB
61	3260 MARENGO ST LOS ANGELES CA 90063	EB
62	4492 Whittier Blvd	EB
63	4530 Whittier Blvd	EB
64	4580 Whittier Blvd	EB
65	4588 Whittier Blvd	EB
66	4600 Whittier Blvd	EB
67	4634 Whittier Blvd	EB
68	4700 WHITTIER BLVD LOS ANGELES, CA 90022	EB
69	4712 WHITTIER BLVD LOS ANGELES, CA 90022	EB
70	4724 Whittier Blvd	EB
71	4752 Whittier Blvd	EB
72	4784 Whittier Blvd	EB
73	4500 Whittier Blvd	EB
74	4520 Whittier Blvd	EB
75	4552 Whittier Blvd	EB
76	4560 Whittier Blvd	EB
77	4740 Whittier Blvd	EB
78	4810 Whittier Blvd	EB
79	4900 Whittier Blvd	EB
80	4932 WHITTIER BLVD LOS ANGELES, CA 90022	EB
81	4982 Whittier Blvd	EB
82	910 FRASER AVE LOS ANGELES, CA 90022	NB Near Whittier Blvd
83	5112 Whittier Blvd	EB
84	909 S ATLANTIC BLVD LOS ANGELES, CA 90022	EB Whittier Blvd Side

# BELVEDERE GARBAGE DISPOSAL DISTRICT

## PUBLIC CURBSIDE RECEPTACLES

#	Address	Additional Info
85	4800 Whittier Blvd	EB
86	4838 Whittier Blvd	EB
87	4956 Whittier Blvd	EB
88	5030 Whittier Blvd	EB
89	5060 Whittier Blvd	EB
90	5076 Whittier Blvd	EB
91	4465 WHITTIER BLVD LOS ANGELES, CA 90022	WB
92	5136 Whittier Blvd	EB
93	5160 Whittier Blvd	EB
94	5191 WHITTIER BLVD LOS ANGELES, CA 90022	WB
95	5117 WHITTIER BLVD LOS ANGELES, CA 90022	WB
96	5041 Whittier Blvd	WB
97	5017 Whittier Blvd	WB
98	4975 Whittier Blvd	WB
99	4953 Whittier Blvd	WB
100	5105 WHITTIER BLVD LOS ANGELES, CA 90022	WB
101	5055 Whittier Blvd	WB
102	4831 WHITTIER BLVD LOS ANGELES, CA 90022	WB
103	4781 WHITTIER BLVD LOS ANGELES, CA 90022	WB
104	4701 WHITTIER BLVD LOS ANGELES, CA 90022	WB
105	4633 WHITTIER BLVD LOS ANGELES, CA 90022	WB
106	4585 WHITTIER BLVD LOS ANGELES, CA 90022	WB
107	4563 WHITTIER BLVD LOS ANGELES, CA 90022	WB
108	4517 WHITTIER BLVD, LOS ANGELES CA 90022	WB
109	4933 WHITTIER BLVD LOS ANGELES, CA 90022	WB
110	4901 WHITTIER BLVD LOS ANGELES, CA 90022	WB
111	4831 WHITTIER BLVD LOS ANGELES CA, 90022	WB
112	4801 WHITTIER BLVD LOS ANGELES, CA 90022	WB
113	4775 WHITTIER BLVD LOS ANGELES, CA 90022	WB
114	4751 WHITTIER BLVD LOS ANGELES, CA 90022	WB
115	4729 WHITTIER BLVD LOS ANGELES, CA 90022	WB
116	4601 WHITTIER BLVD LOS ANGELES, CA 90022	WB
117	4555 WHITTIER BLVD LOS ANGELES, CA 90022	WB
118	4531 WHITTIER BLVD LOS ANGELES, CA 90022	WB
119	4501 WHITTIER BLVD LOS ANGELES, CA 90022	WB
120	4491 WHITTIER BLVD LOS ANGELES, CA 90022	WB
121	4465 WHITTIER BLVD LOS ANGELES, CA 90022	WB
122	5228 Whittier Blvd	EB
123	3822 WHITESIDE ST LOS ANGELES, CA 90022	NB on Herbert Av
124	3945 CITY TERRACE DRIVE LOS ANGELES, CA 90022	WB
125	3828 CITY TERRACE DRIVE LOS ANGELES, CA 90063	WB
126	1368 N HERBERT AVE LOS ANGELES, CA 90063	EB on City Terrace Dr



# BELVEDERE GARBAGE DISPOSAL DISTRICT

## PUBLIC CURBSIDE RECEPTACLES

#	Address	Additional Info
127	3575 CITY TERRACE DRIVE LOS ANGELES, CA 90063	WB
128	3575 CITY TERRACE DRIVE LOS ANGELES, CA 90063	EB
129	3760 E 1ST ST LOS ANGELES, CA 90063	EB
130	5018 WHITTIER BLVD LOS ANGELES, CA 90022	EB
131	3853 CITY TERRACE DR LOS ANGELES, CA 90063	WB
132	4003 CITY TERRACE DRIVE LOS ANGELES, CA 90022	WB
133	4018 CITY TERRACE DRIVE LOS ANGELES, CA 90063	NB on Hazard Av
134	4018 CITY TERRACE DRIVE LOS ANGELES, CA 90063	NB on City Terrace Dr
135	3574 E 1ST ST LOS ANGELES, CA 90063	EB
136	3820 CITY TERRACE DRIVE LOS ANGELES, CA 90063	WB
137	3723 E 1ST ST LOS ANGELES, CA 90063	WB
138	3565 E 1ST ST LOS ANGELES, CA 90063	WB
139	3260 MARENGO ST LOS ANGELES, CA 90022	WB west from address across St near County Line
140	4191 UNION PACIFIC AVE LOS ANGELES, CA 90023	SB on Herbert Av
141	1272 S GAGE AVE LOS ANGELES, CA 90023	NB
142	5330 WHITTIER BLVD LOS ANGELES, CA 90022	EB
143	5390 WHITTIER BLVD LOS ANGELES, CA 90022	EB
144	5440 WHITTIER BLVD COMMERCE, CA 90022	EB
145	5650 WHITTIER BLVD LOS ANGELES, CA 90022	EB
146	5756 WHITTIER BLVD COMMERCE, CA 90022	EB
147	6210 WHITTIER BLVD LOS ANGELES, CA 90022	EB
148	5633 WHITTIER BLVD LOS ANGELES, CA 90022	WB
149	5301 WHITTIER BLVD LOS ANGELES, CA 90022	WB
150	5458 WHITTIER BLVD COMMERCE, CA 90022	EB
151	5440 WHITTIER BLVD LOS ANGELES, CA 90022	EB
152	5600 WHITTIER BLVD COMMERCE, CA 90022	EB
153	5920 WHITTIER BLVD LOS ANGELES, CA 90022	EB
154	6000 WHITTIER BLVD COMMERCE, CA 90022	EB
155	6058 WHITTIER BLVD LOS ANGELES, CA 90022	EB
156	764 HAY AVE LOS ANGELES, CA 90022	WB on Whittier Blvd
157	6033 WHITTIER BLVD LOS ANGELES, CA 90022	WB
158	5901 WHITTIER BLVD LOS ANGELES, CA 90022	WB
159	5601 WHITTIER BLVD LOS ANGELES, CA 90022	WB
160	5427 WHITTIER BLVD LOS ANGELES, CA 90022	WB

EB	East Bound
WB	West Bound
NB	North Bound
SB	South Bound

**Item 16.C.6.1 - Tonnages \***

Name of Garbage Disposal District	Solid Waste (in tons) Collected in 2019			Annual Clean-Up Tonnage in 2019	Abandoned Waste Tonnage in 2019
	Refuse **	Recyclables	Green Waste		
Belvedere	77,183	5,857	5,808	448	1,388

Name of Garbage Disposal District	Solid Waste (in tons) Collected in 2020			Annual Clean-Up Tonnage in 2020	Abandoned Waste Tonnage in 2020
	Refuse **	Recyclables	Green Waste		
Belvedere	70,967	5,506	4,868	0	3,546

Name of Garbage Disposal District	Solid Waste (in tons) Collected in 2021			Annual Clean-Up Tonnage in 2021	Abandoned Waste Tonnage in 2021
	Refuse **	Recyclables	Green Waste		
Belvedere	62,554	5,813	3,997	368	2,541

Name of Garbage Disposal District	Solid Waste (in tons) Collected in 2022			Annual Clean-Up Tonnage in 2022	Abandoned Waste Tonnage in 2022
	Refuse **	Recyclables	Green Waste		
Belvedere	62,461	2,535	6,572	not available	1,976

\* The information contained in this table was reported by the current waste hauler. However, the proposer is still responsible for independently investigating service conditions in these areas.

**Item 16.C.6.1 - Tonnages \***

Name of Garbage Disposal District	Solid Waste (in tons) Collected in 2019			Annual Clean-Up Tonnage in 2019	Abandoned Waste Tonnage in 2019
	Refuse **	Recyclables	Green Waste		
Mesa Heights	7,346	1,299	3,281	7	1

Name of Garbage Disposal District	Solid Waste (in tons) Collected in 2020			Annual Clean-Up Tonnage in 2020	Abandoned Waste Tonnage in 2020
	Refuse **	Recyclables	Green Waste		
Mesa Heights	9,636	826	2,483	0	5

Name of Garbage Disposal District	Solid Waste (in tons) Collected in 2021			Annual Clean-Up Tonnage in 2021	Abandoned Waste Tonnage in 2021
	Refuse **	Recyclables	Green Waste		
Mesa Heights	7,766	955	2,361	14	6

Name of Garbage Disposal District	Solid Waste (in tons) Collected in 2022			Annual Clean-Up Tonnage in 2022	Abandoned Waste Tonnage in 2022
	Refuse **	Recyclables	Green Waste		
Mesa Heights	7,541	923	1,998	not available	4

\* The information contained in this table was reported by the current waste hauler. However, the proposer is still responsible for independently investigating service conditions in these areas.

## Item 16.C.8.1 Parcels

**ASSESSOR PARCELS AND REFUSE UNITS  
BELVEDERE GARBAGE DISPOSAL DISTRICT  
FISCAL YEAR 2022-23**

<b>Parcel Use</b>	<b>No. of Parcels*</b>	<b>Total Refuse Unit**</b>
<b>Single Family</b>	8,876	8876.0
<b>Vacant Residential Land</b>	491	245.5
<b>2 Units</b>	4,482	8964.0
<b>3 Units</b>	1,624	4872.0
<b>4 Units</b>	597	2388.0
<b>5 or More Units</b>	452	3503.0
<b>Modular/Manufactured Homes, Rooming Houses, Mobile Home Parks</b>	1	1.0
<b>Commercial</b>	1,521	5265.0
<b>Industrial</b>	343	1234.0
<b>Vacant Commercial &amp; Industrial</b>	204	161.5
<b>Recreational</b>	14	65.0
<b>Churches/Schools/Others</b>	117	203.5
<b>Excluded (Government &amp; Utilities)</b>	403	949.5
<b>TOTAL***</b>	<b>19,125</b>	<b>36,728</b>

\* Data based on Assessor's Use Code summary.

\*\* Based on the Assessor's Land Use Code.

\*\*\* Refuse Unit Total is approximate, see PW-2 for final number

## Item 16.C.8.1 Parcels

**ASSESSOR PARCELS AND REFUSE UNITS  
MESA HEIGHTS GARBAGE DISPOSAL DISTRICT  
FISCAL YEAR 2022-23**

<b>Parcel Use</b>	<b>No. of Parcels*</b>	<b>Total Refuse Unit**</b>
<b>Single Family</b>	5,828	5828.0
<b>Vacant Residential Land</b>	62	31.0
<b>2 Units</b>	174	348.0
<b>3 Units</b>	177	531.0
<b>4 Units</b>	31	124.0
<b>5 or More Units</b>	61	859.0
<b>Modular/Manufactured Homes, Rooming Houses, Mobile Home Parks</b>	0	0.0
<b>Commercial</b>	115	483.0
<b>Industrial</b>	2	8.0
<b>Vacant Commercial &amp; Industrial</b>	23	23.0
<b>Recreational</b>	0	0.0
<b>Churches/Schools/Others</b>	26	55.5
<b>Excluded (Government &amp; Utilities)</b>	18	6.5
<b>TOTAL ***</b>	<b>6,517</b>	<b>8,297</b>

\* Data based on Assessor's Use Code

\*\* Based on the Assessor's Land Use Code.

\*\*\* Refuse Unit Total is approximate, see PW-2 for final number



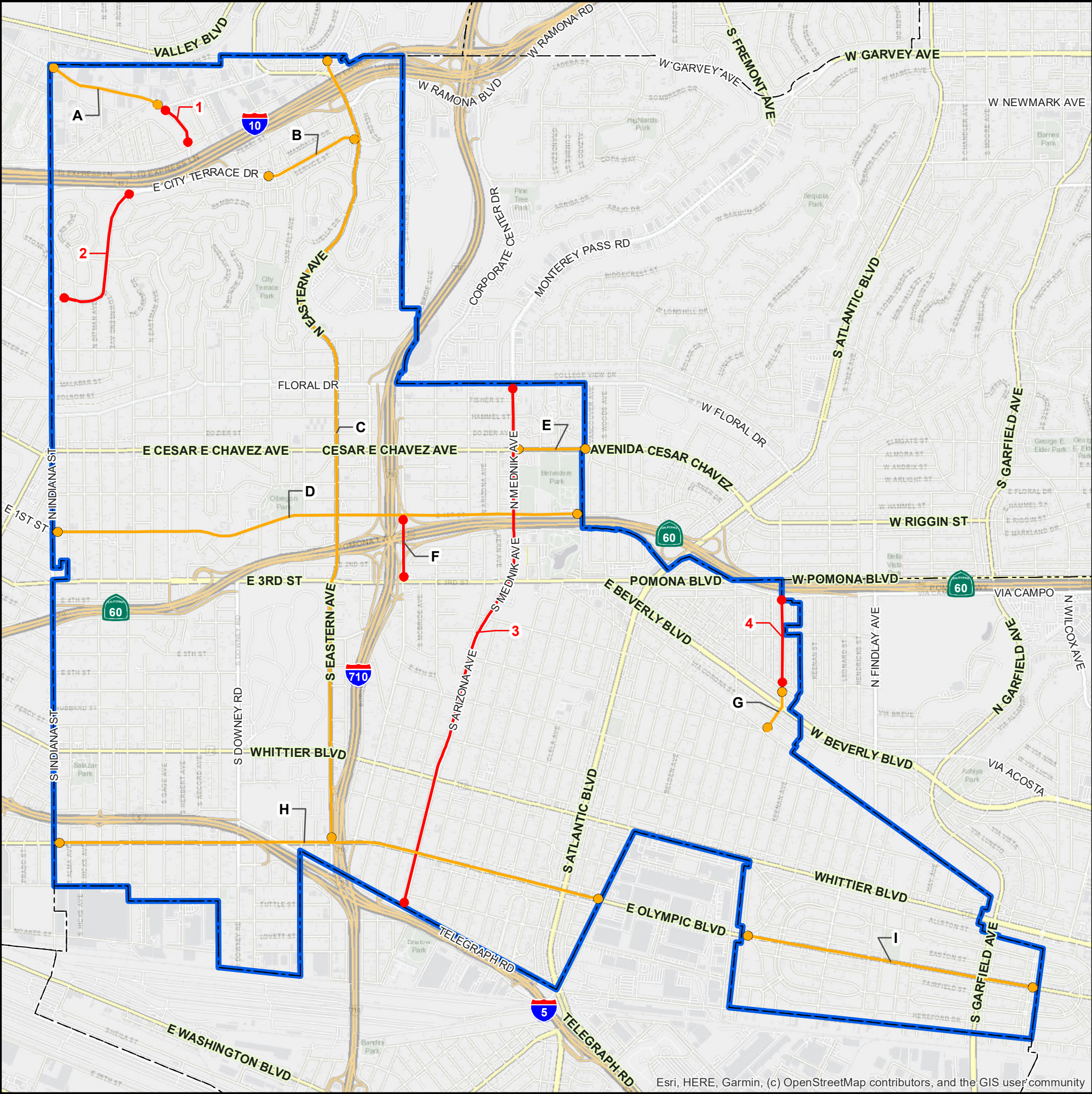



EXHIBIT 16.A.7.1



# BELVEDERE GARBAGE DISPOSAL DISTRICT POTENTIAL TRASH BINS OBSTRUCTING BIKE LANES

CLASS 2 AND CLASS 4 BIKE ROUTES WITH VERIFIED BIKE LANES				
MAP ID	LOCATION	CLASS	MAINTAINED BY	ABUTTING APNs
1	Herbert Avenue, from Whiteside Street to Medford Street	2	LA County	27
2	City Terrace Drive, from Alma Avenue to Marengo Avenue	2	LA County	112
3	Mednik Avenue/Arizona Avenue, from Floral Drive to Telegraph Road	2	LA County	236
4	Gerhart Avenue, from Via San Delarrio to Via Campo	2	LA County	59

OTHER CLASS 2 AND CLASS 4 BIKE ROUTES IN THIS SERVICE AREA				
MAP ID	LOCATION	CLASS	MAINTAINED BY	ABUTTING APNs
A	Medford Street, from Indiana Street to Herbert Avenue	2		21
B	City Terrace Drive, from Hazard Avenue to Eastern Avenue	2		81
C	Eastern Avenue, from 0.1 mi N/o Whiteside Street to Olympic Boulevard	2		207
D	1st Street, from Indiana Street to 150' w/o Vancouver Avenue	2		150
E	Cesar Chavez Avenue, from Mednik Ave to Vancouver Ave	2		4
F	Ford Boulevard, from 1st Street to 3rd Street	2		0
G	Gerhart Avenue, from Via San Delarrio Street to Eagle Street	2		13
H	Olympic Boulevard, from Indiana Street to Goodrich Boulevard	2		162
I	Olympic Boulevard, from Simmons Avenue to Concourse Avenue	2		212



Visually-Verified Bike Lanes

Other Class 2 / Class 4 Bike Routes \*

District Boundary

City Boundary

\* No bike lane markings were verifiable by aerials nor by street view.

N

02,0004,000

Feet

Date: 4/17/2023  
SMPM Division, Mapping & GIS Services Section (HCHANG)  
Data Sources: Geographic data from eGIS Repository. All rights reserved.  
Disclaimer: This product is for informational purposes and may not have been prepared for or be suitable for legal engineering, or surveying purposes. Users of this information should review or consult the primary data and information sources to ascertain the usability of the information.