

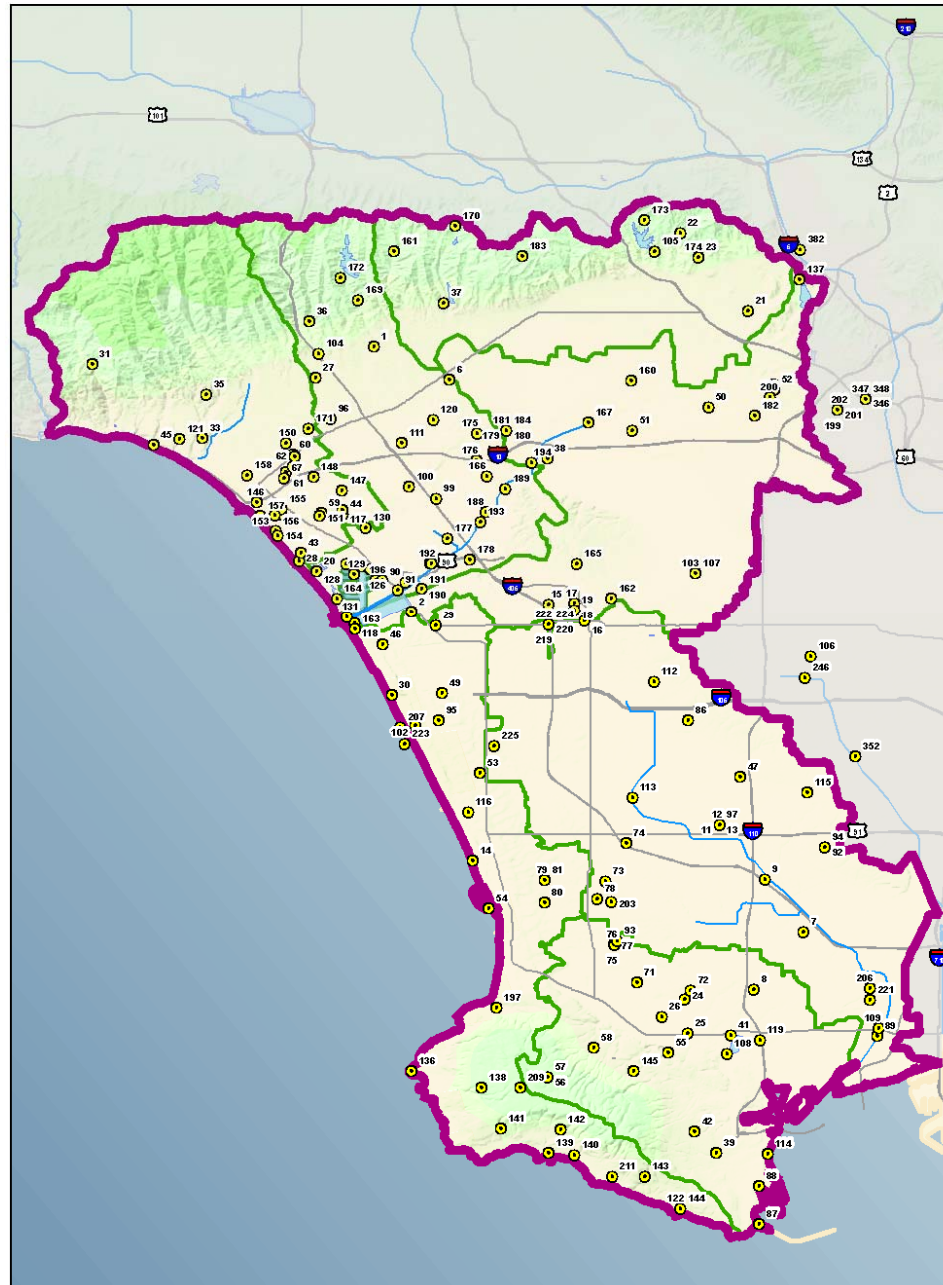
Preliminary Project Ranking Results for the South Bay Sub-Region

May 16, 2007

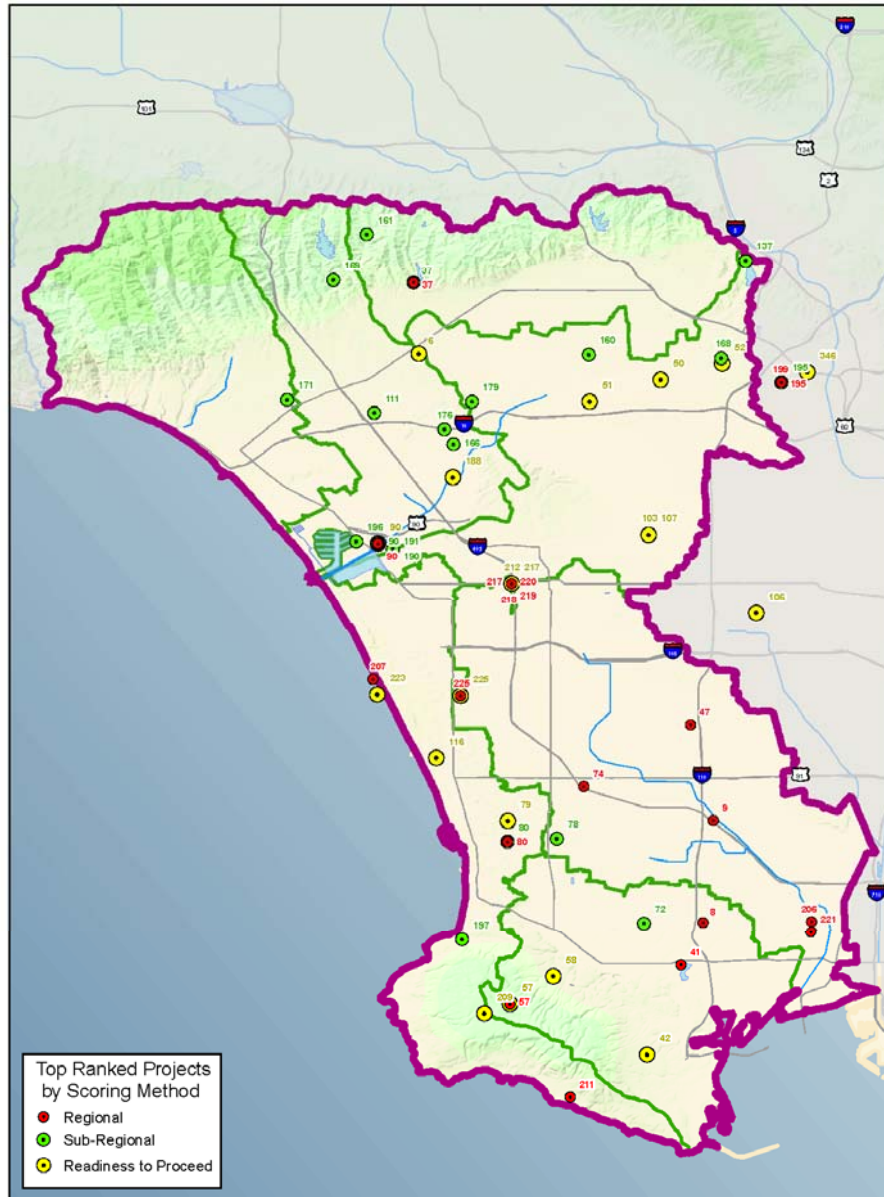
Project Prioritization Review

- Three scoring methods
 - Regional
 - Sub-Regional
 - Readiness to Proceed
- Each method has two components
 - Screening (Pass/Fail)
 - Scoring (Assigned points)
- This handout contains a preview of the South Bay project ranking for the Regional and Sub-Regional scoring methods in advance of the steering committee meeting

All South Bay Projects

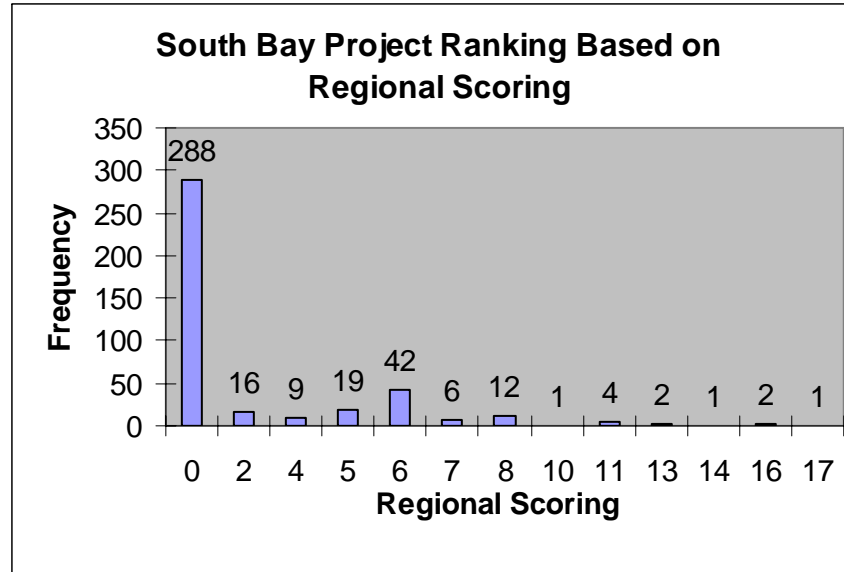


Top ranked projects locations by scoring category



South Bay Projects Location

Regional Scoring South Bay Projects



Regional Scoring Matrix

ID	Framework Components	Screening and Scoring Methods		
		Degree of Benefit		
A.1	Contribution to Planning Targets	H (6 pts)	M (4 pts)	L (2 pts)
A.1a1	Improve Water Supply - Total (AFY)	>1000	100-1000	<100
A.1b1	Improve Water Quality* – (MGD)	>10	1-10	<1
A.1b2	Groundwater* (AFY)	>1000	100-1000	<100
A.1c	Enhance Habitat (AC)	>10	1-10	<1
A.1d1	Enhance Open Space, Recreation (AC)	>10	1-10	<1
Subtotal		Out of 24		
A.2	Other Regional Priorities	Yes/No Scoring		
		Y = 5 pts		
A.2a	Multiple Sub-regions / Multiple Entities	Y/N		
A.2b	High Profile / Demonstration Project	Y/N		
Subtotal		Out of 10		
TOTAL		Out of 34		

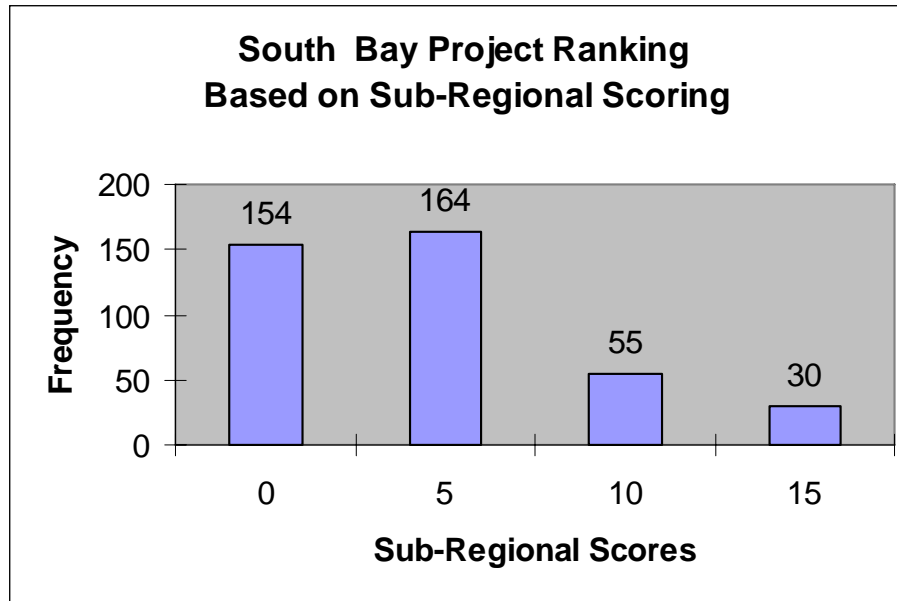
Regional Scoring

Preliminary Rankings

South Bay Top 29 Projects by Regional Score

Regional Score	Rank	ID	Water Quality Treatment Capacity (mgd)	Water Supply Annual Yield (AFY)	Riparian Habitat (Acres)	Open Space (Total Project Acres)	Multiple Sub-regions?	Sponsor	Title	Subregional Score	Rank	Readiness to Proceed Score	Rank
17	1	40	3296	0	0	254000	YES	City of LA DPW	Catch Basin Cover Phase III	5	3	11	19
16	2	37	1.3	190	4	652	NO	District 5	Lower Franklin Canyon Park	15	1	12	18
16	2	41	370	0	20	220	NO	City of LA DPW	Machado Lake Ecosystem Rehabilitation Project	10	2	16	14
14	3	80	0	0	4	8	NO	SMBBB TMDL JG5 & 6	Conversion of Henrietta Storm Drain Sump Tributary to Santa Monica Bay into	15	1	17	13
13	4	198	12.5	7000	0	0	YES	USGVMWD	Covina Irrigating Co. Surface Water Treatment Plant Improvements	5	3	34	2
13	4	204	1.9	4500	0	0	YES	WRD	I-105 Freeway to Dominguez Gap Barrier Pipeline	5	3	28	4
11	5	195	0	0	0	0	YES	The Verde Coalition	Outdoor Community Living Rooms	15	1	5	25
11	5	199	0	0	0	0	YES	The Verde Coalition	Community Gardens	5	3	5	25
11	5	213	0	274	0	0	YES	WBMD	Complete Restroom Retrofit Program	0	4	18	12
11	5	214	0	176	0	0	YES	WBMD	Multi-Family Residential High- Efficiency Toilet Direct Installation	0	4	6	24
10	6	90	580	0	60	600	NO	Conservancy, Dept. Fish and Game	Ballona Wetlands Restoration	15	1	22	9
8	7	8	2	0	0	0	NO	LACSD	Monitoring Program for JWPCP Marshland Enhancement Project	10	2	8	22
8	7	9	3	0	0	29	NO	Carson Redevelopment	Carson Freeway Wetland	10	2	11	19
8	7	47	-1	6.14	0	20	NO	City of LA DPW	Rosecrans Recreation Center Stormwater Enhancement	5	3	16	14
8	7	206	21	23392	0	0	NO	WBMD	Carson Regional Water Recycling Project	5	3	15	15
8	7	211	10	10000	0	0	NO	WBMD	Dominguez Refineries Recycled Water Project	5	3	18	12
8	7	212	45	50000	0	0	NO	WBMD	West Coast Basin Groundwater Aquifer Protection Project	5	3	27	5
8	7	221	30240	33.87	0	0	NO	WBMD	Carson Regional Water Recycling Pilot Plant	5	3	14	16
8	7	256	4.5	5000	0	0	NO	CBMWD	Water Quality Protection Project (WQPP)	5	3	36	1
8	7	57	0.916	22	0	1	NO	Estates	Peninsula Village Regional Stormwater Mitigation Program	0	4	22	9
8	7	74	4.5	5000	0	0	NO	City of Torrance	Yukon Well Field Development	0	4	9	21
8	7	207	20	20000	0	0	NO	WBMD	Construct a 20-mgd Seawater Desalination Plant in West Basin	0	4	7	23
8	7	225	17.5	17500	0	0	NO	WBMD	Provide 100% recycled water to the West Coast Barrier-17.5 mgd (Phase VI Ex	0	4	24	7
7	8	216	0	10	0	0	YES	WBMD	Commercial Laundromat Incentive Program	5	3	12	18
7	8	217	0	62	0	0	YES	WBMD	Save-A-Buck Rebate Program	5	3	24	7
7	8	218	0	36	0	0	YES	WBMD	Residential High-Efficiency Clothes Washer Rebate Program	5	3	6	24
7	8	219	0	10	0	0	YES	WBMD	"Smart" Irrigation Controller Exchange Program	5	3	18	12
7	8	215	0	58	0	0	YES	WBMD	Irrigation Equipment/Water Budget Program	0	4	12	18
7	8	220	0	12	0	0	YES	WBMD	Supermarket Retrofits	0	4	18	12
TOTAL BENEFITS			34,629	143,282	88	255,530							

Sub-Regional Scoring South Bay Projects



Sub-Regional Scoring Matrix

ID	Framework Components	Screening and Scoring Methods	
B.1	Prioritized Objectives <i>Sub-Regions: Rank Objectives</i>	Weighted Yes/No Scoring	
			Rank (Wt.)
B.1a	Improve Water Supply	Y/N	1 (8 pts)
B.1b	Improve Water Quality	Y/N	2 (7 pts)
B.1c	Enhance Habitat	Y/N	3 (6 pts)
B.1d	Enhance Open Space, Recreation	Y/N	4 (5 pts)
B.1e	**Sustain Communities	Y/N	5 (4 pts)
	Subtotal	Up to 30	
B.2-B.4	Other Sub-Regional Priorities <i>Sub-Regions: Choose Priorities (max 5)</i>	Yes/No Scoring	
		Y=4, N=0	
B.2	**Critical Needs	Y/N	
B.3.	Disadvantaged Communities	Y/N	
B.4a	[EX] Water Conservation Project Bonus	Y/N	
B.4b	[EX] Wetland Project Bonus	Y/N	
B.4c	[EX] Small Project Bonus (< \$5M)	Y/N	
	Subtotal	Out of 20	
	TOTAL	Out of 50	

← Objectives currently not weighted. Each objective met = 5 pts

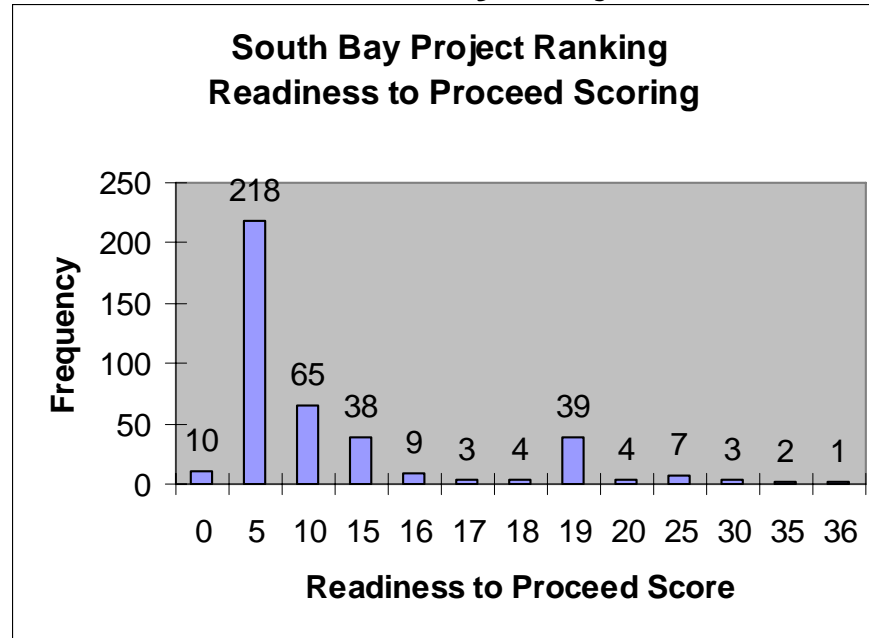
Sub-Regional Scoring

Preliminary Rankings

South Bay Top 30 Projects by Sub-Regional Score

Sub-regional Score	Rank	ID	Improve Water Quality	Improve Water Supply	Enhance Habitat	Open Space, Recreation	Sponsor	Title	Regional Score	Rank	Readiness Score to Proceed	Rank
15	1	37	✓	✓	✓	-	City of Los Angeles Council District 5	Lower Franklin Canyon Park	16	2	12	18
15	1	72	✓	✓	-	✓	City of Torrance	Conversion of Walnut Ave. Sumps Tributary to Harbor Lakes	2	12	15	15
15	1	78	-	✓	✓	✓	City of Torrance, SMBBB TMDL JG 5 & 6	Conversion of Amie Storm Drain Sump Tributary to Santa Monica Bay into Infi	4	11	17	13
15	1	80	-	✓	✓	✓	City of Torrance, SMBBB TMDL JG 5 & 6	Conversion of Henrietta Storm Drain Sump Tributary to Santa Monica Bay into	14	3	17	13
15	1	90	-	✓	✓	✓	Coastal Conservancy, Dept. Fish and Game	Ballona Wetlands Restoration	10	6	22	9
15	1	111	✓	-	✓	✓	Light Rail for Cheviot	Exposition Green Corridor	4	11	10	20
15	1	137	✓	✓	-	✓	NA	Silver Lake Reservoir wetlands and park conversion	0	13	1	28
15	1	160	✓	✓	-	✓	SMBRC	Arroyo del Jardin de las Flores naturalization improvements	0	13	1	28
15	1	161	✓	✓	-	✓	SMBRC	Benedict Canyon Spring Restorations	4	11	1	28
15	1	166	✓	✓	-	✓	SMBRC	Lafayette Park Creek Daylighting and Park Expansion	4	11	1	28
15	1	168	✓	✓	-	✓	SMBRC	MacArthur Park Wetland Conversion	0	13	1	28
15	1	169	✓	✓	-	✓	SMBRC	Stone Creek naturalization improvements	0	13	1	28
15	1	171	✓	✓	-	✓	SMBRC	Kenter Creek naturalization improvements	0	13	1	28
15	1	176	✓	✓	-	✓	SMBRC	10 Freeway native prairie enhancements & BMPs	0	13	1	28
15	1	179	✓	✓	-	✓	SMBRC	Golf Course Creek Restorations	0	13	1	28
15	1	190	✓	✓	-	✓	Surfrider Foundation & Ballona Wetlands Land Trust	Ballona Creek Treatment Wetlands Park	0	13	5	25
15	1	191	✓	✓	-	✓	Surfrider Foundation & Ballona Wetlands Land Trust	Ballona Creek Treatment Wetland Park	5	10	5	25
15	1	195	✓	✓	-	✓	The Verde Coalition	Outdoor Community Living Rooms	11	5	5	25
15	1	196	✓	✓	-	✓	UC Cooperative Extension	Watershed U. - Ballona Creek	0	13	0	29
15	1	197	✓	✓	-	✓	UC Cooperative Extension	Watershed U. - South Bay/Palos Verdes	0	13	0	29
15	1	226	✓	✓	-	✓	Wetlands Recovery Project	Telco Wetland Restoration	0	13	5	25
15	1	227	✓	✓	-	✓	Wetlands Recovery Project	Albertoni Farms Wetland Restoration	0	13	5	25
15	1	228	✓	✓	-	✓	Wetlands Recovery Project	Lomita Vernal Pool	0	13	5	25
15	1	229	✓	✓	-	✓	Wetlands Recovery Project	Walteria Lake	0	13	5	25
15	1	230	✓	✓	-	✓	Wetlands Recovery Project	El Dorado Detentin Basin	0	13	5	25
15	1	231	✓	✓	-	✓	Wetlands Recovery Project	Ocean Retention Basin	0	13	5	25
15	1	232	✓	✓	-	✓	Wetlands Recovery Project	Del Amo Detention Basin	0	13	5	25
15	1	233	✓	✓	-	✓	Wetlands Recovery Project	Amie Basin	0	13	1	28
15	1	234	✓	✓	-	✓	Gerald Chernick Proponent	CalFedHomeWater	0	13	11	19
15	1	376	✓	✓	-	✓	Tataviam	"Tujunga" Tataviam Village Park	0	13	5	25

Readiness To Proceed Scoring* South Bay Projects



Readiness To Proceed Scoring Matrix

ID	Framework Components	Screening and Scoring Methods			
C.1	Documentation Progress	Degree of Completeness			
		H (6 pts)	M (3 pts)	L (0 pts)	N/A **
C.1a	Conceptual Plans	C	IP	NI	NA
C.1b	Land Acquisition	C	IP	NI	NA
C.1c	Preliminary Plans	C	IP	NI	NA
C.1d	Permits	C	IP	NI	NA
C.1e	Construction Drawings	C	IP	NI	NA
Subtotal		Out of 30			
C.2-C.5	Feasibility, Cost, Schedule, & Support	Defined Benchmarks			
		H (5 pts)	M (3 pts)	L (1 pt)	N/A **
C.2	Project Feasibility (0-3 Documents)	3+	2	1	NA
C.3	Cost-Share	>60%	40-60%	<40%	NA
C.4	Schedule – Construction Start	2008-10	2011-12	2013+	NA
C.5	Local Support	H	M	L	NA
Subtotal		Out of 20			

*Readiness to Proceed Project List will be presented at the Steering Committee Meeting