

DEFEND THE ENVIRONMENT



Activity Book

Here are some environmental activity pages for you to use in your classrooms. They are both a fun and educational tool to teach your students about the environment. Enjoy!

You can print additional copies of these activity pages from the Internet.
Visit www.888CleanLA.com/Defenders.

Created by the County of Los Angeles Department of Public Works
Environmental Programs Division



**The County of Los Angeles Department of Public Works
Environmental Programs Division
900 South Fremont Ave., Annex Building
Alhambra, CA 91803-1331
1-888-CLEAN LA • www.888CleanLA.com**

Upon 72 hours notice, the Department can provide program information and publications in alternate formats or make other accommodations for people with disabilities. In addition, program documents are available at our main office in Alhambra (900 S. Fremont Ave.), which is accessible to individuals with disabilities. To request accommodations ONLY, or for more ADA information, please contact our departmental ADA Coordinator at (626) 458-4081 or TDD (626) 282-7829, Monday through Thursday, from 7 a.m. to 5:30 p.m.

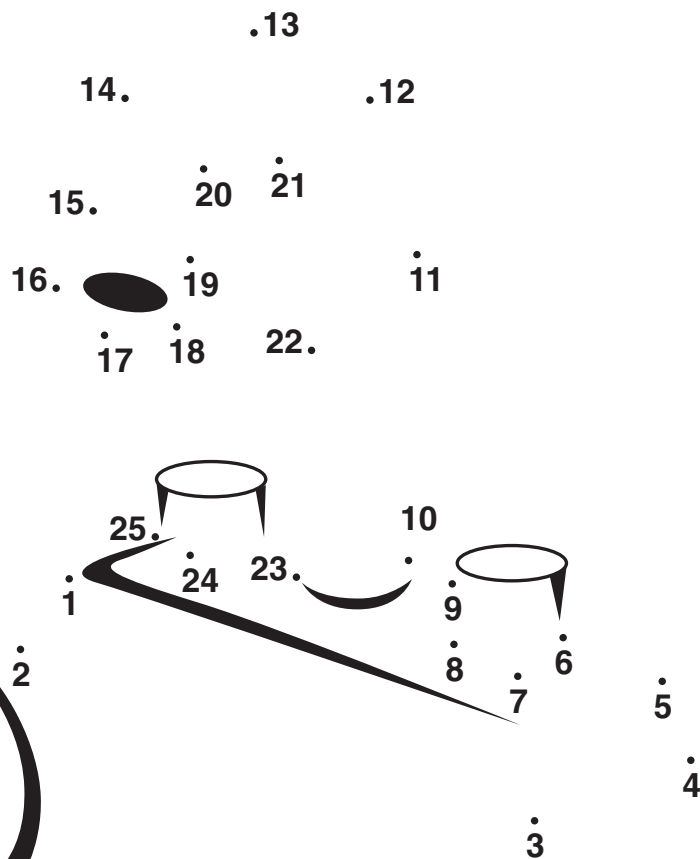
SAVING WATER

Water is a very important natural resource. We need to use less and waste less whenever we can.

Clue:

To use less water, turn it off while brushing your teeth. To waste less water, have leaky ones fixed right away.

Connect the dots to find one way of using and wasting less water.



THREE R'S

Hi kids!

You can be an Environmental Defender and help protect the planet from pollution if you practice the Three R's:

Reduce, Reuse and Recycle!

Draw a line from each of the Three R's to its meaning:

Reduce

Reuse

Recycle

A. Use something over and over again.

B. Make something new out of something old.

C. Use less and make less garbage.



REDUCE

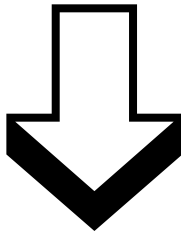
Reduce means
to use less and make less garbage.
That means less garbage goes
to the landfills.



The numbers below
spell out a secret
message. Use the
Environmental
Defenders' Secret
Code to find out a
good way to
reduce.

Secret code:

- 01 = H
- 02 = Y
- 03 = A
- 04 = W
- 05 = P
- 06 = F
- 07 = E
- 08 = R
- 09 = D
- 10 = I
- 11 = T
- 12 = B
- 13 = O
- 14 = N
- 15 = S
- 16 = U



16-15-07 12-13-11-01 15-10-09-07-15 13-06


11-01-07 05-03-05-07-08 04-01-07-14 02-13-16

04-08-10-11-07 13-08 09-08-03-04.

ILLEGAL DUMPING

Putting old furniture and other unwanted items by the side of the road is called "illegal dumping." Help protect the environment and keep your neighborhood clean. If you see something dumped illegally, ask your parents to call 1-888-CLEAN LA and report it.

Find and circle the following illegally dumped items hidden in the picture: sofa, refrigerator and tire.



HHW

Household hazardous waste (HHW) is any leftover product with a warning like "poison," "toxic" or "flammable" on the label. It will harm the environment if it is poured on the ground or put in the trash.

Circle the items below that are HHW:



To get rid of HHW, take it to an HHW Collection Event. Visit www.888CleanLA.com to find one near you.

REUSE

You can help protect the planet from pollution if you choose items you can **reuse** over and over again instead of items you throw away after one use.

Find and circle the items you can reuse:

X W C R S E L Q F C E O X A W P
 C B I D F H O K N L R T O J R I
 A G C N M Y V U M O T H E O K C
 F W A T E R B O T T L E F Q N U
 L B N U H M O J L H E R E D Y O
 Z J V T G E T Y U N O M C V S D
 S V A C L O T H R A G O J K P L
 C T S L A P E N A P L S R H U B
 E A B O S S L C N K A O E Z C S
 D L A T S F Q U E I F C D P E E
 F K G G E D U J X N Z T E T T C
 L C J E S Y H I O E B G A A E M
 S L W O B R L S B Q O L Q U H R
 S S G K P D Y E H L P P B K Y B
 R E N I A T N O C C I T S A L P
 A Q V V D B E S N E Q R C E I F
 P M K I S Z A Y U Z O Z S P T Y
 T F H T N P M D L O M S G A J H
 K Z O J U K X G N S N O O P S E



Canvas bag
(instead of paper bag)

Plastic container
(instead of plastic bag)

Water bottle
(can be refilled)

Cloth napkin
(instead of paper napkin)

Cloth rag
(instead of paper towel)

Use silverware, or wash and reuse plastic... Instead of paper, use reusable...

Lunch box
(instead of paper bag)

Knives

Glasses

Thermos
(instead of juice box)

Forks

Cups

Spoons

Plates

Bowls


RECYCLE

R

R

Recycling helps protect
the environment and save our
natural resources.

Take these items through the maze
to the right recycling bin:

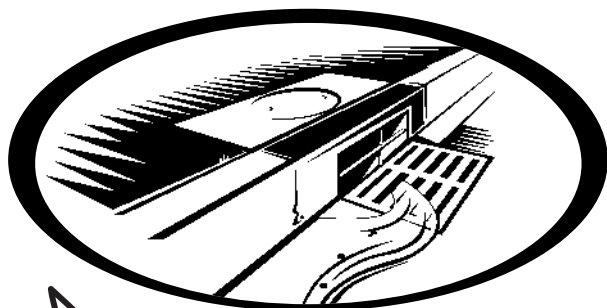


STORMWATER POLLUTION

Storm drains, those openings in the gutter, lead straight to the ocean. So, anything besides rainwater that washes into the gutter will pollute the ocean and the beach.

What is the only thing that should go in a storm drain?
Unscramble the word below to find out the answer:

WRATENIRA _____



Anything that goes in a storm drain goes to the ocean.



You can be an Environmental Defender too. By using the Three R's, you can help prevent pollution, protect our planet and save our natural resources.

These natural resources are used to make items that can be reused and recycled. Draw a line from the item to the natural resource used to make it.

Metals

Trees

Sand

Oil



A. Paper



B. Aluminum or tin cans



C. Plastic



D. Glass

When you reuse and recycle these items, you can help save the natural resources used to make them.