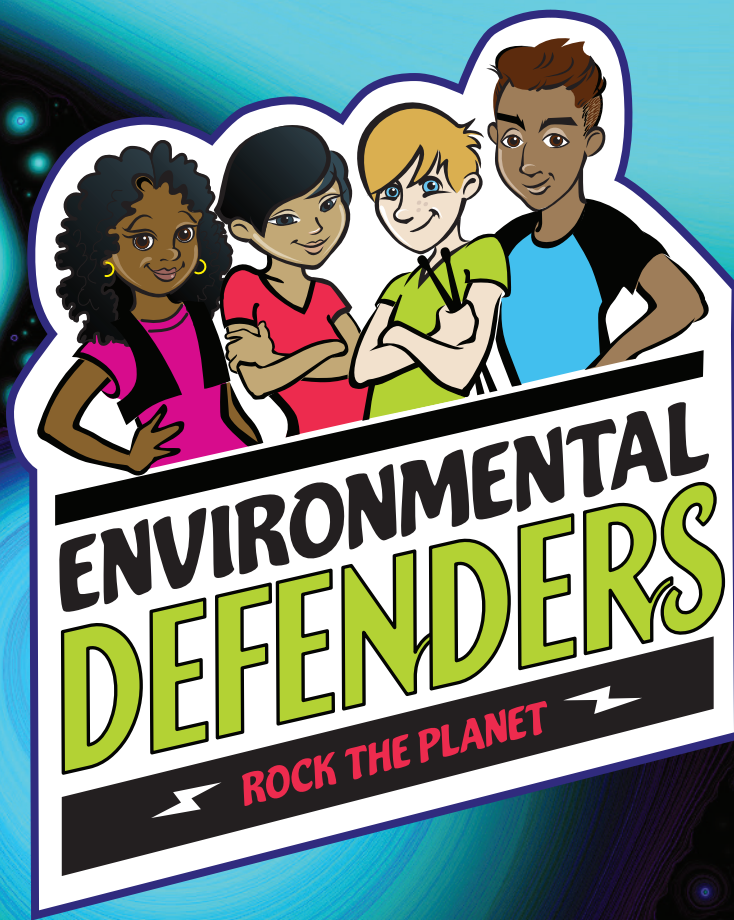


DEFEND THE ENVIRONMENT



Activity Book

Here is an environmental activity book for you to use in your classrooms. This educational tool will provide an entertaining experience for students to learn about the environment. Enjoy!

Additional copies of this activity book can be printed from
EnvironmentalDefendersLA.com.

Created by Los Angeles County Public Works



Los Angeles County Public Works
900 South Fremont Ave., Annex Building
Alhambra, CA 91803-1331
1-888-CLEAN LA • CleanLA.com

ADA and Title VI Accommodations: Individuals requiring reasonable accommodation, interpretation services and materials in other languages or in an alternate format may contact the Public Works coordinator at (626) 458-7901. Requests must be made one week in advance of the scheduled meeting date. Individuals with hearing or speech impairment may use California Relay Service 711.

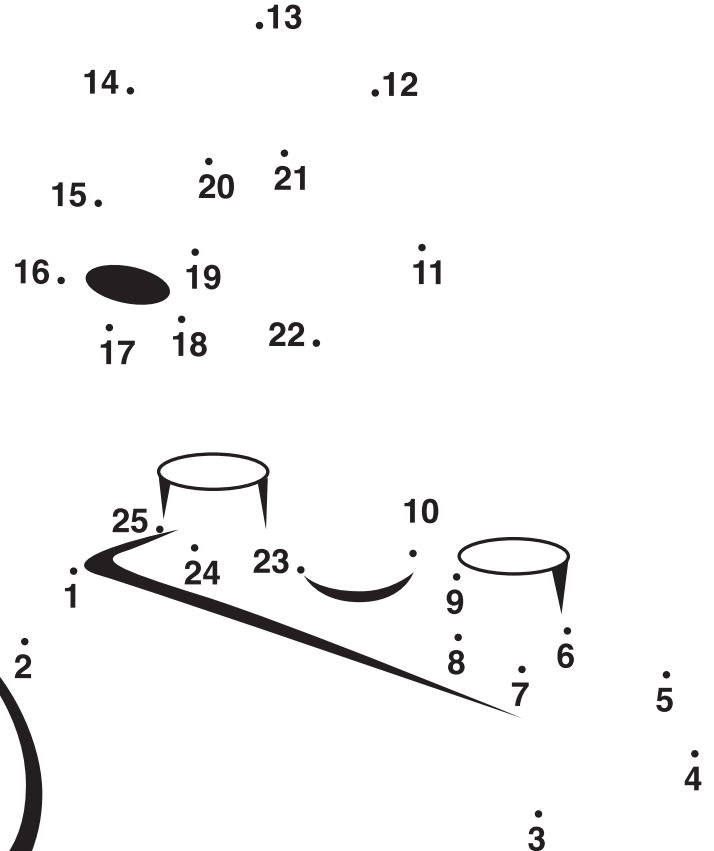
SAVING WATER

Water is a very important natural resource. We need to waste less and use less whenever we can.

Clue:

To use less water, turn it off while brushing your teeth. To waste less water, have leaky ones fixed right away.

Connect the dots to find one way of using and wasting less water.



Answer: A water faucet

THREE R'S

Hi kids!

You can be an Environmental Defender by protecting the planet from pollution if you practice the Three R's:

Reduce, Reuse and Recycle!

Draw a line from each of the Three R's to its meaning:

Reduce

Reuse

Recycle

A. Use something over and over again.

B. Make something new out of something old.

C. Use and make less garbage.



REDUCE


Reduce means
to use and make less garbage.
That means less garbage goes
to the landfills.



The numbers below
spell out a secret
message. Use the
Environmental
Defenders' Secret
Code to find out a
good way to
reduce.

Secret code:

- 01 = H**
- 02 = Y**
- 03 = A**
- 04 = W**
- 05 = P**
- 06 = F**
- 07 = E**
- 08 = R**
- 09 = D**
- 10 = I**
- 11 = T**
- 12 = B**
- 13 = O**
- 14 = N**
- 15 = S**
- 16 = U**




16-15-07 12-13-11-01 15-10-09-07-15 13-06
11-01-07 05-03-05-07-08 04-01-07-14 02-13-16
04-08-10-11-07 13-08 09-08-03-04.

ILLEGAL DUMPING

Putting old furniture and other unwanted items by the side of the road is called "illegal dumping." Help protect the environment and keep your neighborhood clean by reporting illegal dumping. If you see something dumped illegally, ask your parents to call 1-888-CLEAN LA.

Find and circle the following illegally dumped items hidden in the picture: sofa, refrigerator and tire.



WHT

*Household Hazardous Waste (HHW)
is any leftover product with a "poison,"
"toxic" or "flammable" warning label.
HHW will harm the environment if
poured on the ground or
put in the trash.*

Circle the items below that are HHW:



To get rid of HHW, take it to
an HHW Collection Event.
Visit CleanLA.com to
find one near you.



Answers: Bug spray, floor cleaner and nail polish remover

REUSE

You can help protect the planet from pollution if you choose items you can **reuse** instead of items you throw away after one use.

Find and circle the items you can reuse:

X	W	C	R	S	E	L	Q	F	C	E	O	X	A	W	P
C	B	I	D	F	H	O	K	N	L	R	T	O	J	R	I
A	G	C	N	M	Y	V	U	M	O	T	H	E	O	K	C
F	W	A	T	E	R	B	O	T	T	L	E	F	Q	N	U
L	B	N	U	H	M	O	J	L	H	E	R	E	D	Y	O
Z	J	V	T	G	E	T	Y	U	N	O	M	C	V	S	D
S	V	A	C	L	O	T	H	R	A	G	O	J	K	P	L
C	T	S	L	A	P	E	N	A	P	L	S	R	H	U	B
E	A	B	O	S	S	L	C	N	K	A	O	E	Z	C	S
D	L	A	T	S	F	Q	U	E	I	F	C	D	P	E	E
F	K	G	G	E	D	U	J	X	N	Z	T	E	T	T	C
L	C	J	E	S	Y	H	I	O	E	B	G	A	A	E	M
S	L	W	O	B	R	L	S	B	Q	O	L	Q	U	H	R
S	S	G	K	P	D	Y	E	H	L	P	P	B	K	Y	B
R	E	N	I	A	T	N	O	C	C	I	T	S	A	L	P
A	Q	V	V	D	B	E	S	N	E	Q	R	C	E	I	F
P	M	K	I	S	Z	A	Y	U	Z	O	Z	S	P	T	Y
T	F	H	T	N	P	M	D	L	O	M	S	G	A	J	H
K	Z	O	J	U	K	X	G	N	S	N	O	O	P	S	E

☐ Canvas bag
(instead of a paper bag)

☐ Water bottle
(can be refilled)

☐ Cloth rag
(instead of a paper towel)

☐ Lunch box
(instead of a paper bag)

☐ Thermos
(instead of a juice box)

☐ Plastic container
(instead of a plastic bag)

☐ Cloth napkin
(instead of a paper napkin)

Use silverware or wash
and reuse plastic...

☐ Knives

☐ Forks

☐ Spoons

Instead of paper,
use reusable...

☐ Glasses

☐ Cups

☐ Plates

☐ Bowls




RECYCLE

R

R

Recycling helps protect
the environment and save our
natural resources.

Take these items through the maze
and place them into the correct
recycling bin:




STORMWATER POLLUTION

*Storm drains, those openings in the gutter,
lead straight to the ocean. So anything
besides rainwater that washes into the gutter
will pollute our oceans and beaches.*

What is the only thing that should go in a storm drain?
Unscramble the word below to find out the answer:

WRATENIRA _____



Anything that goes in a storm drain goes to the ocean.



RESOURCES

*You can be an
Environmental Defender! By using
the Three R's, you can help prevent
pollution, protect our planet and save
our natural resources.*

These natural resources are used to make items that can be reused and recycled. Draw a line from the item to the natural resource used to make it.

Metals

Trees

Sand

Oil



A. Paper



B. Aluminum
or tin cans



C. Plastic



D. Glass

*When you reuse and recycle these items, you can help save
the natural resources used to make them.*

Answers: Metals - B, Trees - A,
Sand - D, Oil (petroleum) - C