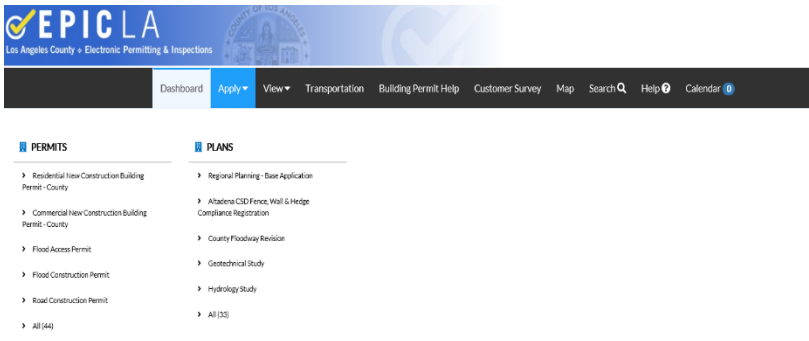
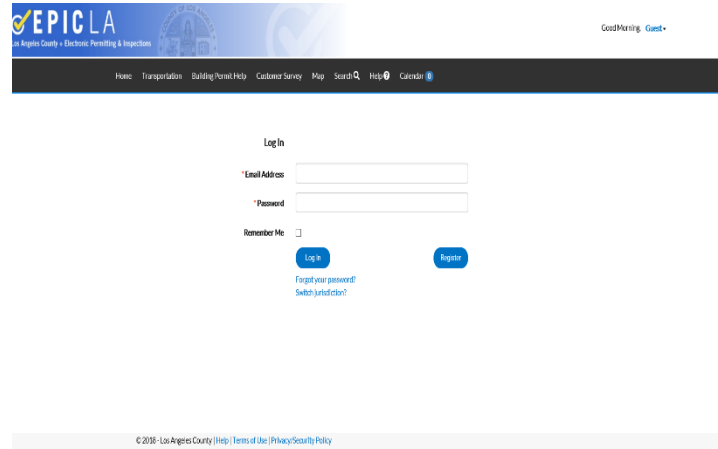


How to submit a Sewer Area Study

Step 1: Go to EPIC-LA website and login your account

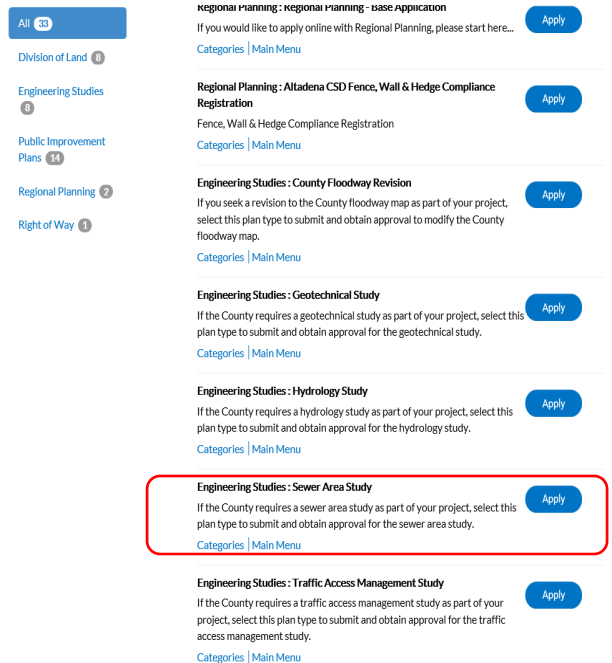
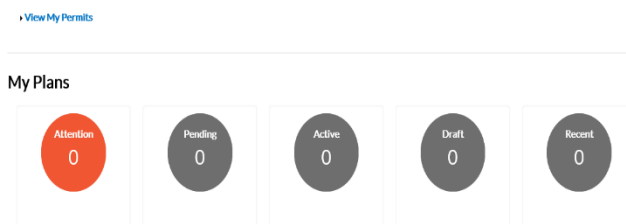
(<https://epicla.lacounty.gov/SelfService/#/login>)

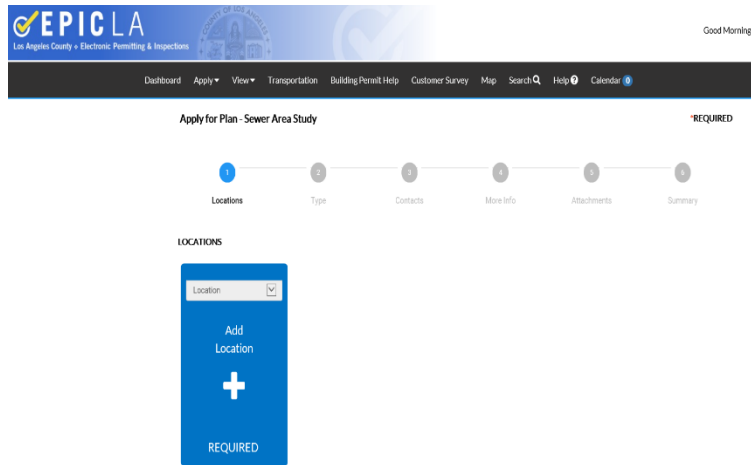
(If you are the first-time user, please register first.)



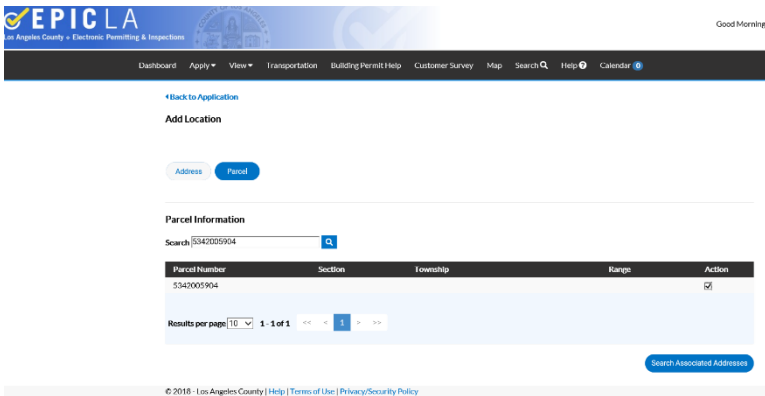
Step 2: Click on “Apply” and click “All”

under “PLANS”. Then select Sewer Area Study and start to fill in the information of project and contacts

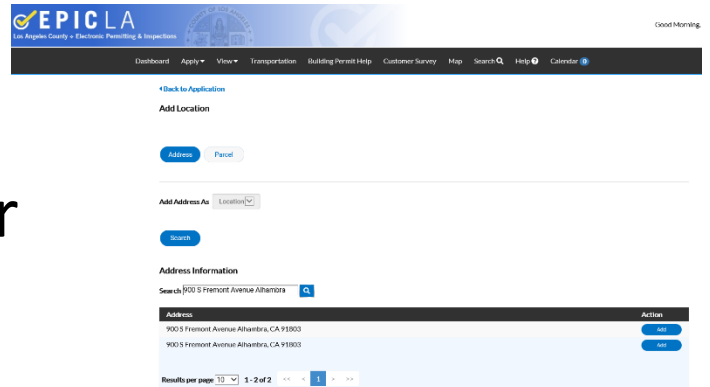




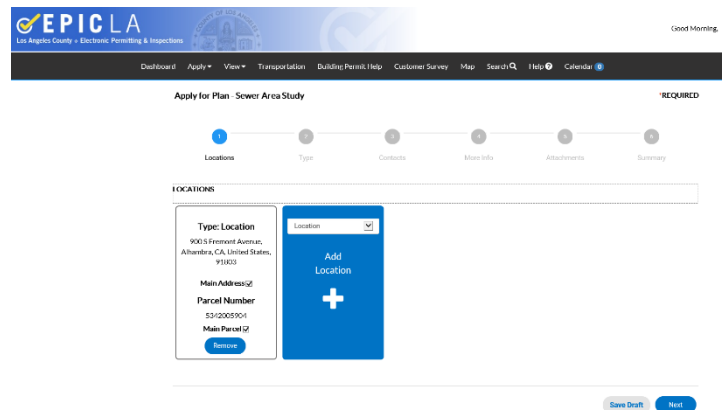
Step 3: You can add project location by searching the address of project site or Parcel Number (APN #). Please make sure the parcel number match the address of project site.



or




Note: If the project site consists of multiple lots, please repeat Step 3 to add all of them in this section.



Apply for Plan - Sewer Area Study

*REQUIRED



PLAN DETAILS

*Plan Type

Description

Back Save Draft Next

Step 4: Description part is to relate the Sewer Area Study with proposed project. It can be Tract Map (TR), Parcel Map (PM), Single Lot (Project site address), and so on.

Apply for Plan - Sewer Area Study

*REQUIRED



CONTACTS

Applicant

Add Contact +

Back Save Draft Next

Step 5: Adding contact information. Please select the correct Account Holder for the contacted person.



MORE INFO

General Info

Scope of Project

[| Top](#) [| Main M](#)

*** County staff will complete the items below ***

PC Number


Industrial Waste Permit Required

[Back](#) [Save Draft](#) [Next](#)

Step 6: This section only requires to fill “Scope of Project”. PC number will be assigned after you submit the Sewer Area Study. For the scope of project, please describe the proposed project., such as number of lot subdivided, number of condo unit, number of apartment units, and so on.


Apply for Plan - Sewer Area Study

***REQUIRED**



Attachments


Please attach supporting documents.



Sewer Area Study

Sewer Area Study Table Sample.pdf
Size: 98.11 KB

[Remove](#)



Supporting Document

New Estimated Average Daily.pdf
Size: 338.75 KB

[Remove](#)

Supporting Document

+

Add Attachment

Supported:
.pdf, .jpg, .png, .jpeg, .gif, .tiff, .doc, .docx, .xls, .xlsx, .txt, .zip

[Back](#) [Save Draft](#) [Next](#)

Step 7: This section is to upload the report you prepared. Please make sure the files have correct categorization.



Locations

Location 1 900 S Fremont Avenue, Alhambra, CA, United States, 91803
Location 2 5342005904

Basic Info

Type Sewer Area Study
Description TR number / PM number / Project Site Address / CUP number
Applied Date 11/27/2018

Contacts

Contact 1



More Info

General Info

Scope of Project 14 multi families condo units

[Top | Main Menu](#)

*** County staff will complete the items below ***

PC Number

Industrial Waste Permit Required

Attachments

Attachment 1 Sewer Area Study Table Sample.pdf
Attachment 2 New Estimated Average Daily.pdf

[Back](#)

[Save Draft](#)

[Submit](#)

Step 8: Verify all the information and submit the Sewer Area Study. If you have any questions, please felt free to contact us.