






# Los Angeles County Special Events Permit Temporary Outdoor Dining Online Submittal




## 1. Go to [epicla.lacounty.gov](http://epicla.lacounty.gov).


  
**Login or Register**  
Login or register for a new account.

  
**Apply**  
This tool will allow you to view permits/plans that are available to be applied for.

  
**Pay Invoice**  
Pay for an invoice. An invoice number is required.

## 2. Register.


  
**Login or Register**  
Login or register for a new account.



**Log In**


Forgot your password? [Reset it](#)  
Forgot your username? [Email it](#)  
Don't have an account yet? [Register Here](#)

## 3. Apply online.

  
**Apply**  
This tool will allow you to view permits/plans that are available to be applied for.



 **PLANS**



**Regional Planning - Base Application**  
Category Name:  
Regional Planning

### a. Base application

### b. Upload documents.

- [Special Events Permit - TOD Application](#)
- [Proof of Ownership \(if applicable\)](#)
- [Sketch/Plans](#)
- [Photo\(s\)](#)

## 4. Pay online.

Invoice will be emailed to you once accepted.

## 5. Find detailed “How to apply online”

instruction at [planning.lacounty.gov/apps](http://planning.lacounty.gov/apps).