

CHALMERS & BARNETT
 CIVIL ENGINEERS
 35 SOUTH RAYMOND AVE.
 PASADENA - CALIFORNIA

KATHERINE BASHFORD
FRED BARLOW, JR.
 LANDSCAPE ARCHITECTS
 816 WEST FIFTH STREET
 LOS ANGELES - CALIFORNIA

ELLIOTT LEE ELLINGWOOD
 MECHANICAL & ELECTRICAL
 ENGINEER
 124 WEST FOURTH STREET
 LOS ANGELES - CALIFORNIA

HOWARD G. SMITS
 STRUCTURAL ENGINEER
 300 WIGMORE DRIVE
 PASADENA - CALIFORNIA

HARBOR HILLS HOUSING PROJECT
 THE HOUSING AUTHORITY OF THE COUNTY OF LOS ANGELES, CALIFORNIA
 COMMISSIONERS: ISIDORE B. DOCKWEILER, CHAIRMAN; W. A. SIMPSON, VICE-CHAIRMAN; ROBERT WAYNE BURNS, MRS. MARGARETE L. CLARK, JOSEPH E. SCHUMACHER
 EXECUTIVE DIRECTOR: MELVILLE DOZIER, JR.

ASSOCIATED ARCHITECTS
 816 WEST FIFTH STREET - LOS ANGELES, CALIFORNIA
 REGINALD D. JOHNSON, F.A.I.A., DONALD B. PARKINSON, A.I.A., EUGENE WESTON, A.I.A., LEWIS EUGENE WILSON, A.I.A., CLARENCE S. STEIN, F.A.I.A., A. C. ZIMMERMAN, A.I.A.
 CONSULTING ARCHITECT

SEWER SYSTEM PLANS AND PROFILES

U.S.R.A. CAL 2-2
 SHEET NO. 1102A

COUNTY OF LOS ANGELES
CALIFORNIA
OFFICE OF COUNTY SURVEYOR

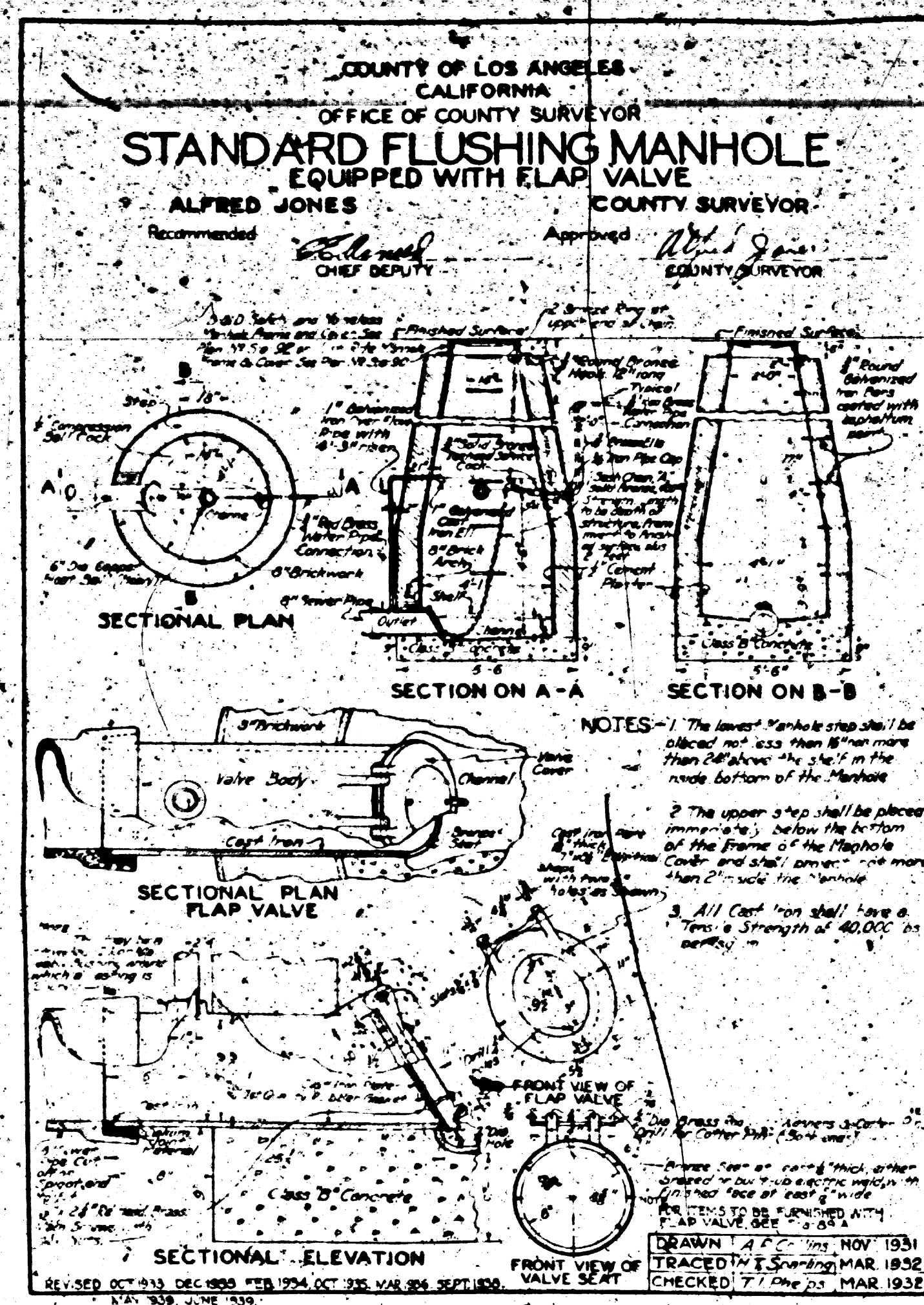
LIST OF PARTS AND ACCESSORIES TO BE FURNISHED WITH FLAP VALVE FOR INSTALLATION IN STANDARD FLUSHING MANHOLE 3'-0" DIA. AND STANDARD DOUBLE FLUSHING MANHOLE 5'-0" DIA.

ITEM NO.	QUANTITY	DESCRIPTION
1	1	8 DIA. CAST IRON FLAP VALVE BODY (BRONZE GASKET)
2	1	BRONZE CAST IRON FLAP VALVE COVER
3	1	1/2" DIA. X 8" BRASS ROD CALLED FOR LETTER PHS AS PER PLAN
4	2	24 IN. LBS. WASHERS
5	2	1/2" X 8" BRASS WASHERS
6	1	1/2" X 8" BRASS WASHERS
7	1	1/2" X 8" BRASS WASHERS
8	1	1/2" X 8" BRASS WASHERS
9	1	1/2" X 8" BRASS WASHERS
10	1	1/2" X 8" BRASS WASHERS
11	1	1/2" X 8" BRASS WASHERS
12	1	1/2" X 8" BRASS WASHERS
13	1	1/2" X 8" BRASS WASHERS
14	1	1/2" X 8" BRASS WASHERS
15	1	1/2" X 8" BRASS WASHERS
16	1	1/2" X 8" BRASS WASHERS
17	1	1/2" X 8" BRASS WASHERS
18	1	1/2" X 8" BRASS WASHERS
19	1	1/2" X 8" BRASS WASHERS
20	1	1/2" X 8" BRASS WASHERS
21	1	1/2" X 8" BRASS WASHERS
22	1	1/2" X 8" BRASS WASHERS
23	1	1/2" X 8" BRASS WASHERS
24	1	1/2" X 8" BRASS WASHERS
25	1	1/2" X 8" BRASS WASHERS
26	1	1/2" X 8" BRASS WASHERS
27	1	1/2" X 8" BRASS WASHERS
28	1	1/2" X 8" BRASS WASHERS
29	1	1/2" X 8" BRASS WASHERS
30	1	1/2" X 8" BRASS WASHERS
31	1	1/2" X 8" BRASS WASHERS
32	1	1/2" X 8" BRASS WASHERS
33	1	1/2" X 8" BRASS WASHERS
34	1	1/2" X 8" BRASS WASHERS
35	1	1/2" X 8" BRASS WASHERS
36	1	1/2" X 8" BRASS WASHERS
37	1	1/2" X 8" BRASS WASHERS
38	1	1/2" X 8" BRASS WASHERS
39	1	1/2" X 8" BRASS WASHERS
40	1	1/2" X 8" BRASS WASHERS
41	1	1/2" X 8" BRASS WASHERS
42	1	1/2" X 8" BRASS WASHERS
43	1	1/2" X 8" BRASS WASHERS
44	1	1/2" X 8" BRASS WASHERS
45	1	1/2" X 8" BRASS WASHERS
46	1	1/2" X 8" BRASS WASHERS
47	1	1/2" X 8" BRASS WASHERS
48	1	1/2" X 8" BRASS WASHERS
49	1	1/2" X 8" BRASS WASHERS
50	1	1/2" X 8" BRASS WASHERS
51	1	1/2" X 8" BRASS WASHERS
52	1	1/2" X 8" BRASS WASHERS
53	1	1/2" X 8" BRASS WASHERS
54	1	1/2" X 8" BRASS WASHERS
55	1	1/2" X 8" BRASS WASHERS
56	1	1/2" X 8" BRASS WASHERS
57	1	1/2" X 8" BRASS WASHERS
58	1	1/2" X 8" BRASS WASHERS
59	1	1/2" X 8" BRASS WASHERS
60	1	1/2" X 8" BRASS WASHERS
61	1	1/2" X 8" BRASS WASHERS
62	1	1/2" X 8" BRASS WASHERS
63	1	1/2" X 8" BRASS WASHERS
64	1	1/2" X 8" BRASS WASHERS
65	1	1/2" X 8" BRASS WASHERS
66	1	1/2" X 8" BRASS WASHERS
67	1	1/2" X 8" BRASS WASHERS
68	1	1/2" X 8" BRASS WASHERS
69	1	1/2" X 8" BRASS WASHERS
70	1	1/2" X 8" BRASS WASHERS
71	1	1/2" X 8" BRASS WASHERS
72	1	1/2" X 8" BRASS WASHERS
73	1	1/2" X 8" BRASS WASHERS
74	1	1/2" X 8" BRASS WASHERS
75	1	1/2" X 8" BRASS WASHERS
76	1	1/2" X 8" BRASS WASHERS
77	1	1/2" X 8" BRASS WASHERS
78	1	1/2" X 8" BRASS WASHERS
79	1	1/2" X 8" BRASS WASHERS
80	1	1/2" X 8" BRASS WASHERS
81	1	1/2" X 8" BRASS WASHERS
82	1	1/2" X 8" BRASS WASHERS
83	1	1/2" X 8" BRASS WASHERS
84	1	1/2" X 8" BRASS WASHERS
85	1	1/2" X 8" BRASS WASHERS
86	1	1/2" X 8" BRASS WASHERS
87	1	1/2" X 8" BRASS WASHERS
88	1	1/2" X 8" BRASS WASHERS
89	1	1/2" X 8" BRASS WASHERS
90	1	1/2" X 8" BRASS WASHERS
91	1	1/2" X 8" BRASS WASHERS
92	1	1/2" X 8" BRASS WASHERS
93	1	1/2" X 8" BRASS WASHERS
94	1	1/2" X 8" BRASS WASHERS
95	1	1/2" X 8" BRASS WASHERS
96	1	1/2" X 8" BRASS WASHERS
97	1	1/2" X 8" BRASS WASHERS
98	1	1/2" X 8" BRASS WASHERS
99	1	1/2" X 8" BRASS WASHERS
100	1	1/2" X 8" BRASS WASHERS

WHEN FURNISHING PARTS FOR STANDARD DOUBLE FLUSHING MANHOLE 5'-0" DIA. THE QUANTITY IN ITEM NOS. 1 THROUGH 100 SHOULD BE DOUBLED.

DATE: 1/15/33
DRAWN BY: J. H. BARNETT
CHECKED BY: J. H. BARNETT

No. S-8-59

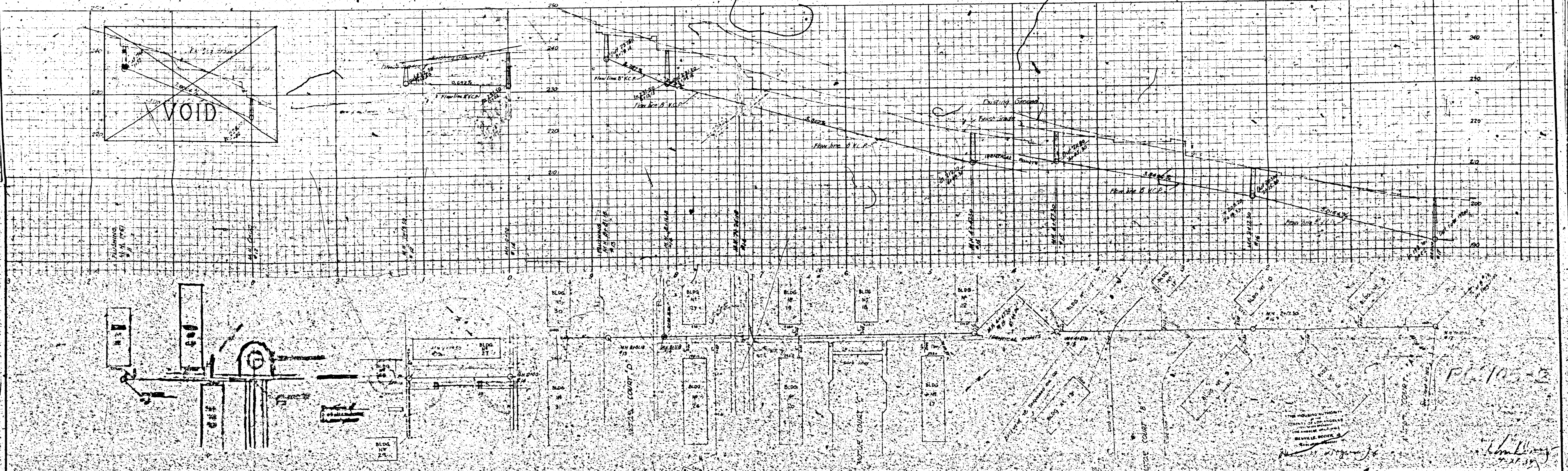


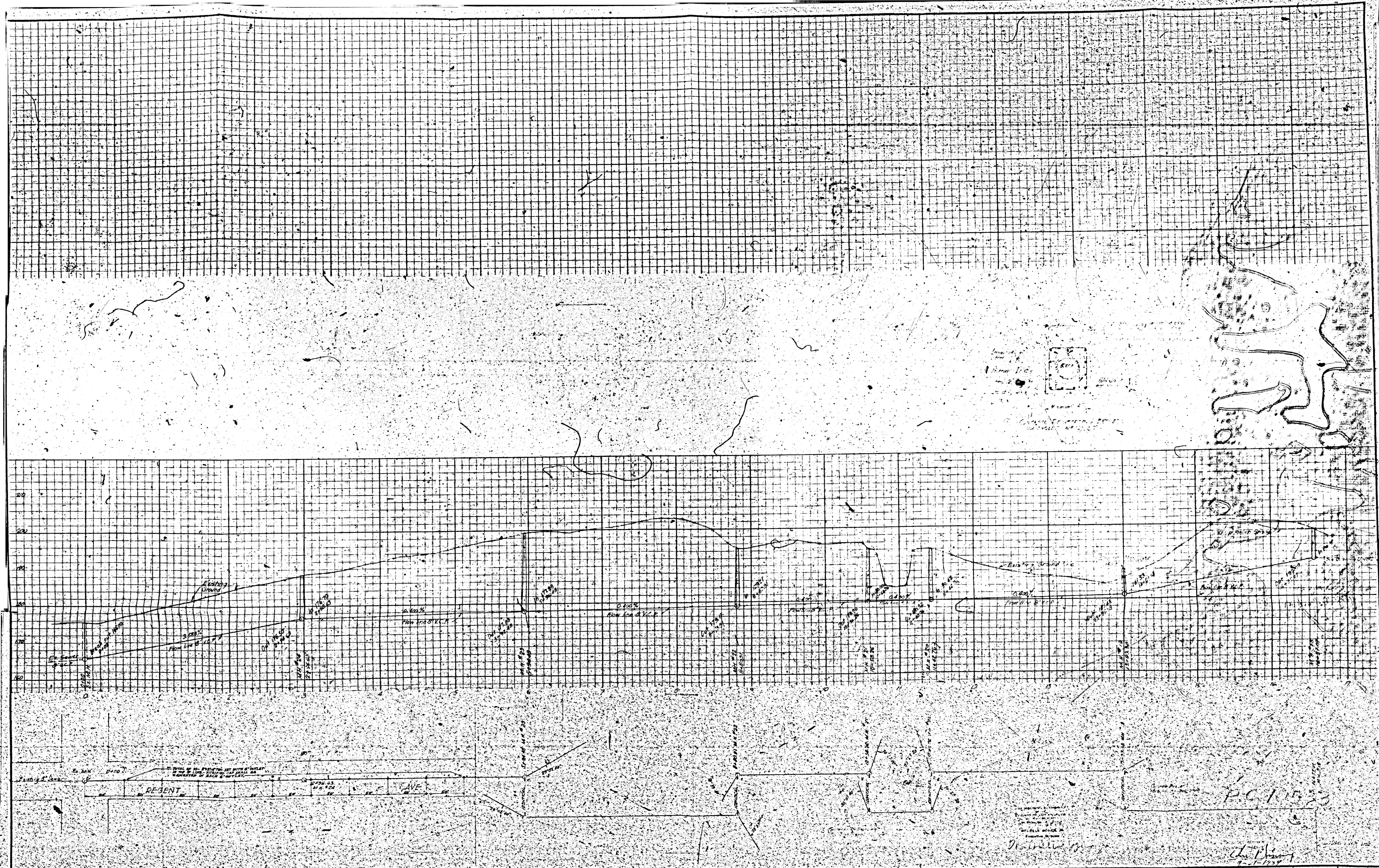
NOTES:
STANDARD MANHOLE TO BE SAME AS SHOWN PRESENT FOR FLUSHING MANHOLE EXCEPT WITH FLUSHING VALVE & ACCESSORIES CHANGED. MANHOLE SHALL NOT BE LARGER THAN THAT OF MANHOLE. ELEVATIONS OF TOPS OF MANHOLES ARE APPROXIMATE. NO FLUSHING MANHOLES REQUIRED.

ALL MAIN LINE CONNECTIONS TO BE 12" DIA. TRUNK OF HOUSE CONNECTIONS IS AS FOLLOWS: APPROXIMATELY 4" OUTSIDE OF FOUNDATION LINE ON ALL BUILDINGS AND 4 1/2" FROM CORNER OF BUILDINGS 17, 20, 26, 27, 30, 31 & 42. 6" FROM CORNER OF ALL OTHERS EXCEPT 24. CONTRACTOR SHALL CONSULT PLUMBING PLANS FOR ELEVATIONS OF PIPE LINES FROM BUILDINGS.

VOID

VOID





CHALMERS & BARNETT
 CIVIL ENGINEERS
 35 SOUTH RAYMOND AVE.
 PASADENA, CALIFORNIA

KATHERINE BASHFORD
 FRED BARLOW, JR.
 LANDSCAPE ARCHITECTS
 816 WEST FIFTH STREET
 LOS ANGELES, CALIFORNIA

ELLIOTT-LEE ELLINGWOOD
 MECHANICAL & ELECTRICAL
 ENGINEER
 124 WEST FOURTH STREET
 LOS ANGELES, CALIFORNIA

HOWARD G. SMITS
 STRUCTURAL ENGINEER
 300 WIGMORE DRIVE
 PASADENA, CALIFORNIA

HARBOR HILLS HOUSING PROJECT
 THE HOUSING AUTHORITY OF THE COUNTY OF LOS ANGELES, CALIFORNIA
 COMMISSIONERS: ISIDORE B. DOCKWEILER, CHAIRMAN; W. A. SIMPSON, VICE-CHAIRMAN; ROBERT WAYNE BURNS, MRS. MARGARETE L. CLARK, JOSEPH E. SCHUMACHER
 MELVILLE DOZIER, JR., EXECUTIVE DIRECTOR

ASSOCIATED ARCHITECTS
 816 WEST FIFTH STREET, LOS ANGELES, CALIFORNIA
 REGINALD D. JOHNSON, F.A.A., CHIEF ARCHITECT
 CLARENCE S. STEIN, F.A.A., CONSULTING ARCHITECT

SANITARY SEWER SYSTEM
 CONNECTION WITH COUNTY SEWER
 DATE: 7-1-57

U.S.N.A.
 CAL 2-2
 SHEET NO.
1106