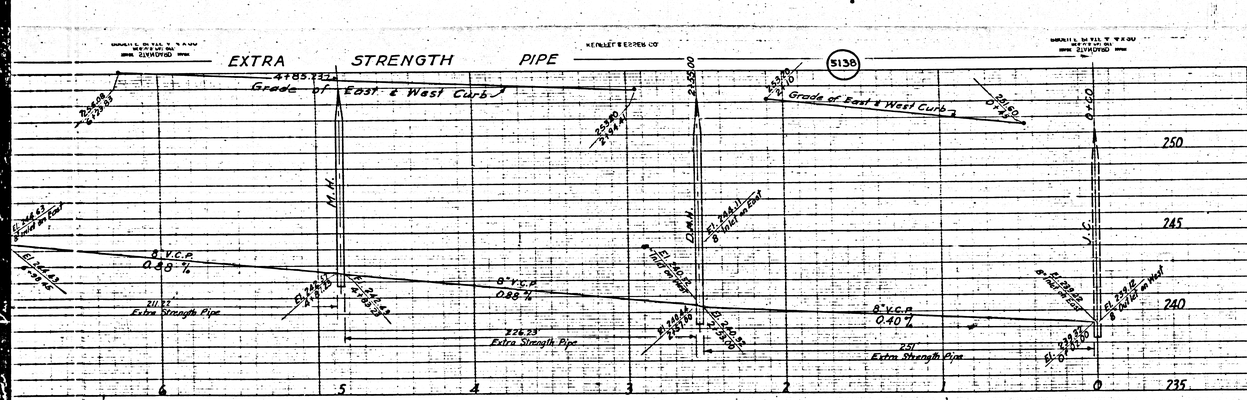

NOTES -
USE SEWER JOINT COMPOUND FOR ALL PIPE JOINTS
USE "JUST-RITE" MANHOLE FRAMES AND COVERS
USE STANDARD STRENGTH PIPE EXCEPT AS NOTED
CONSTRUCT HOUSE CONNECTIONS AS PER STANDARD SPECIFICATIONS (EXCEPT AS NOTED)
ALL FLUSHING MANHOLES TO BE CONNECTED TO WATER MAIN WITH ¾" RED BRASS PIPE AS PER S-a-al or S-a-82

RESURFACE ALL TRENCH WITHIN PAVED AREA TO MEET LOS ANGELES COUNTY ROAD DEP'T, OR STATE HIGHWAY REQUIREMENTS.

(1)

PROFILE, ALIGNMENT AND GRADE OF

SANITARY SEWERS

TO BE CONSTRUCTED IN

WOODS, BLEAKWOOD, ROSSCOMMON, WESTCOTT & SHERBROOK AVENUES

BETWEEN FIRST ST. & TELFORD ST

PRIVATE CONTRACT No. 143
W.S. 35
SHEET 1 OF 2 SHEETS
PREPARED IN THE OFFICES OF

BY George N. Adams
R.E. No. 13E.

FOR LEGEND
SEE PLAN No. S-a-64.

NOTE
GRADES TO WHICH THIS IMPROVEMENT IS TO BE CONSTRUCTED ARE SHOWN ON PLANS AND PROFILES. GRADE POINTS FOR TOP OF CURB, CENTER LINE OF STREET OR CENTER LINE OF ALLEY ARE SHOWN BY CIRCLES ON PROFILES. AT ALL POINTS BETWEEN DESIGNATED POINTS THE GRADE SHALL BE ESTABLISHED SO AS TO CONFORM TO A STRAIGHT LINE DRAWN BETWEEN SAID DESIGNATED POINTS.
ELEVATIONS ARE IN FEET ABOVE U.S.G.S. DATUM OR MEAN SEA LEVEL.
THIS DRAWING AND THE DATA HEREON ARE HEREBY MADE A PART OF THE SPECIFICATIONS.
WORK SHALL BE CONSTRUCTED ACCORDING TO SPECIFICATIONS ON FILE IN THE OFFICE OF THE COUNTY ENGINEER AND SHALL BE PROSECUTED ONLY IN THE PRESENCE OF THE COUNTY ENGINEER.
A PERMIT TO EXCAVATE IN THE STREET MUST BE SECURED FROM THE COUNTY ROAD DEPT BEFORE WORK IS STARTED.
BEFORE WORK IS STARTED CONTRACTOR MUST MAKE ARRANGEMENTS WITH THE COUNTY ENGINEER TO HAVE AN INSPECTOR ASSIGNED TO THE WORK AND MUST MAKE A DEPOSIT SUFFICIENT TO COVER THE COST THEREOF.

COUNTY OF LOS ANGELES, CALIFORNIA.

REVISION
CHECKED BY Paul E. Kuenzel Aug. 19, 1941
OFFICE OF COUNTY ENGINEER, REG. CERT. 4868

APPROVED Alfred Jones
COUNTY ENGINEER.

APPROVED Lee Laws
CHIEF ENGINEER OF COUNTY SANITATION DISTRICT No. 2

CHECKED Paul E. Kuenzel 7-16-1941
ENGINEER OF COUNTY SANITATION DISTRICT No. 2

BC 143 (1)



5139
Grade of East & West Curbs
Grade of East & West Curbs
8" V.C.P. 1.80%
8" V.C.P. 0.52%
8" V.C.P. 0.52%
8" V.C.P. 0.88%
TRACT
No. 11396
WESTCOTT
AVE.
FIRST
ST.
TELFORD
TRACT
No. 11396
Curb Line
Curb Line



House Connections extending westerly to be constructed as per Standard Specifications
Y's to be laid horizontal and H.C's extending easterly to be constructed with 1/4" rise per foot to Curb Line
Grade of East & West Curbs
Approximate elevation of Ground 125 ft. East of Sewer
8" V.C.P. 1.60%
8" V.C.P. 0.40%
Extra Strength Pipe
TRACT
No. 11396
ROSCOMMON AVE.
TELFORD
FIRST ST.

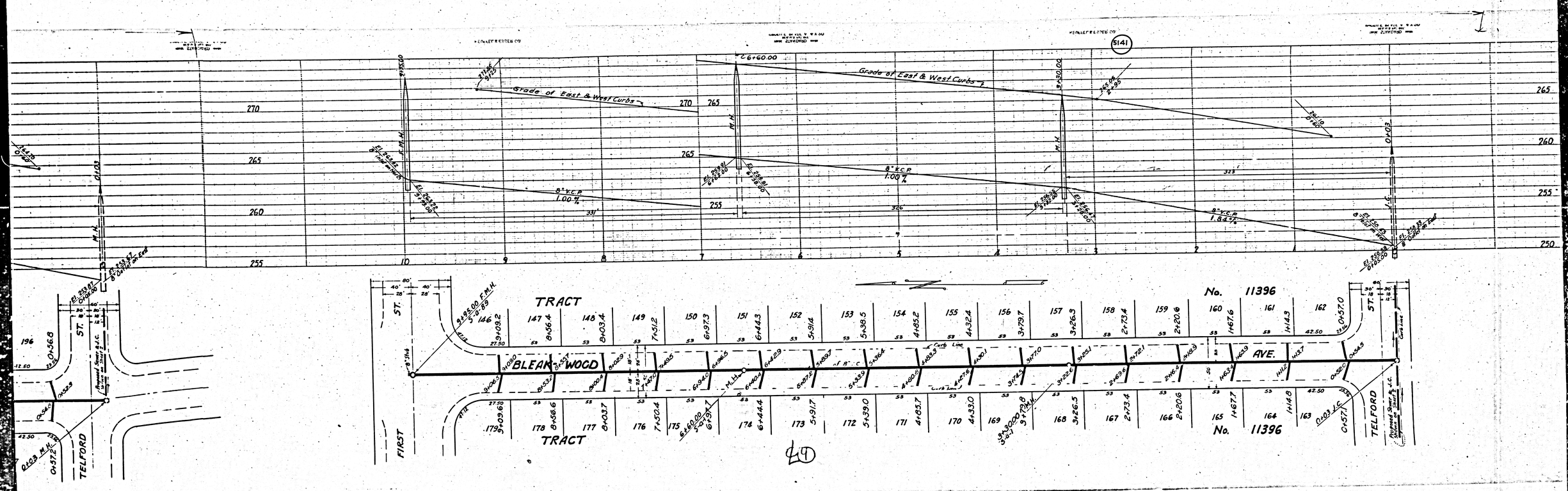

5141
Grade of East & West Curbs
Grade of East & West Curbs
8" V.C.P. 1.00%
8" V.C.P. 1.00%
8" V.C.P. 1.84%
TRACT
No. 11396
BLEAK WOOD
AVE.
TRACT
No. 11396
FIRST
ST.
TELFORD
ST.
TELFORD



5142
Grade of East & West Curbs
Grade of East & West Curbs
6+60.00
8" V.C.P.
0.72 %
8" V.C.P.
1.24 %
8" V.C.P.
2.00 %
TRACT
No. 11396
WOODS
AVE.
FIRST
ST.
TELFORD
ST.
TRACT
No. 11396

5143

EXTRA STRENGTH PIPE

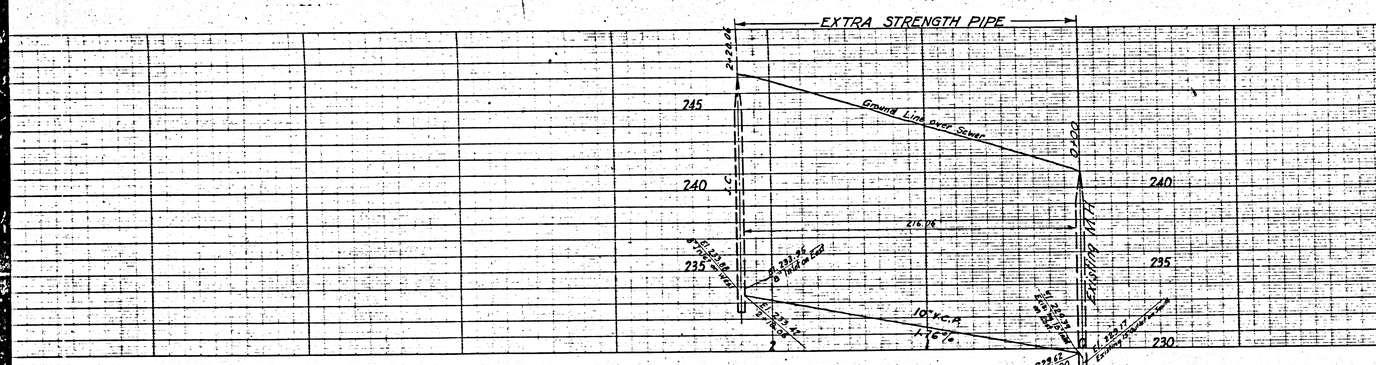

NOTES -

USE SEWER JOINT COMPOUND FOR ALL PIPE JOINTS
USE "JUST-RITE" MANHOLE FRAMES AND COVERS
USE STANDARD STRENGTH PIPE (EXCEPT AS NOTED)
CONSTRUCT HOUSE CONNECTIONS AS PER STANDARD SPECIFICATIONS
ALL FLUSHING MANHOLES TO BE CONNECTED TO WATER MAIN WITH 3/4" RED BRASS PIPE AS PER S-0-9L OR S-0-82
RESURFACE ALL TRENCH WITHIN PAVED AREA TO MEET LOS ANGELES COUNTY ROAD DEP'T. OR STATE HIGHWAY REQUIREMENTS.

PROFILE, ALIGNMENT AND GRADE OF

SANITARY SEWERS

TO BE CONSTRUCTED IN

TELFORD STREET

BETWEEN WOODS AVE. & FIRST ST.

FIRST STREET

BETWEEN SHERBROOK AVE. & 110 FT. NWLY FROM ATLANTIC

GLADMAR STREET

BETWEEN SECOND ST. & 250 FT. SWLY FROM SHERBROOK AVE.

AND IN THAT CERTAIN EASEMENT AND IN THE ALLEY

BETWEEN SECOND ST. & TRACT NO. 10665 (M.B. 164, 9 & 12)

PRIVATE CONTRACT No. 43

W.S. 36

SHEET 2 OF 2 SHEETS

PREPARED IN THE OFFICES OF

By George N. Adams R.E. No. 188

FOR LEGEND SEE PLAN NO. S-8-64.

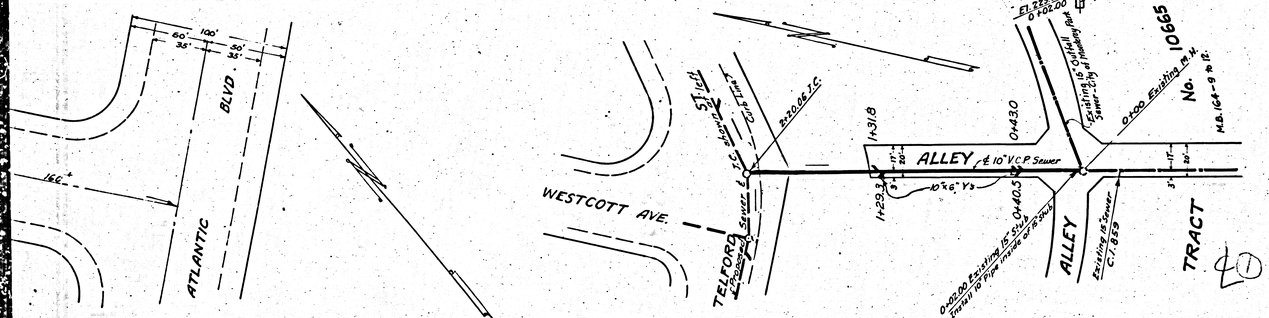
ATLANTIC BLVD.
WESTCOTT AVE.
TELFORD
ALLEY
TRACT
No. 10665
M.B. 164-9 to 12
EXISTING 10" V.C.P. Sewer
EXISTING 8" V.C.P. Sewer
EXISTING 15" STM.
INSTALL 15" Pipe INSIDE OF STM.
EXISTING 8" Sewer C/L 859
EXISTING 10" V.C.P. Sewer
EXISTING 10" V.C.P. Sewer
EXISTING 10" V.C.P. Sewer

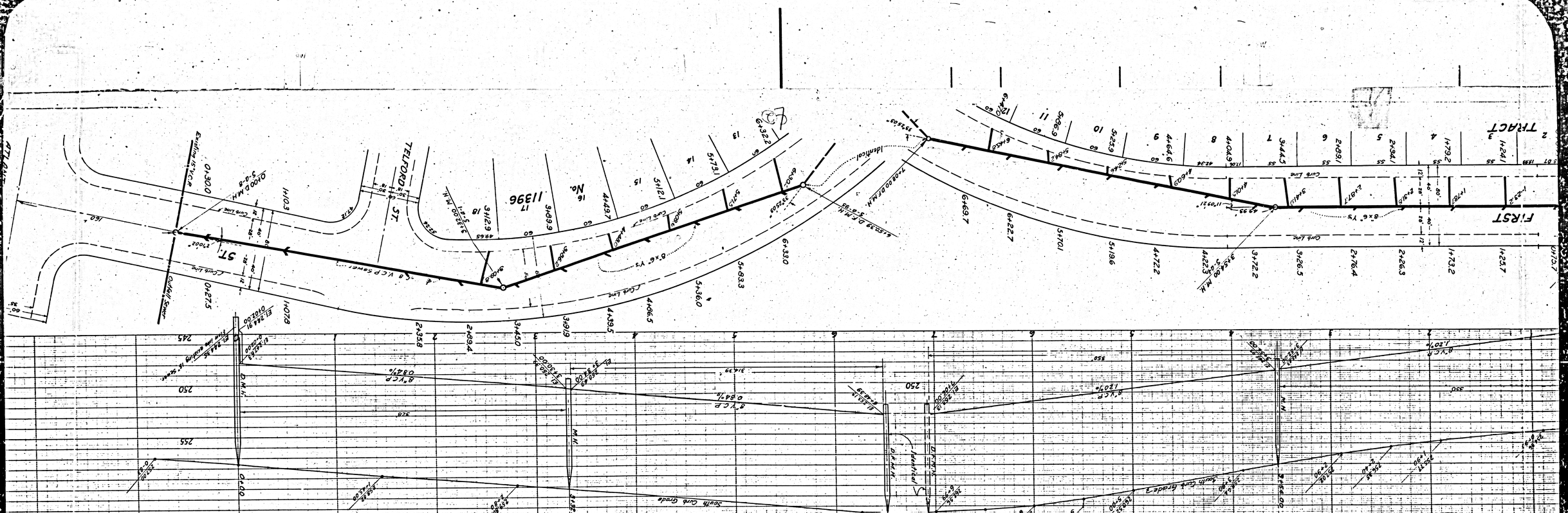
TRACT
FIRST
TELFORD ST.
ST.
No. 11396
Curb Line
Gutter Grade
South Curb Grade
Existing St. Line
Ideal Grade
Ideal Grade
Ideal Grade

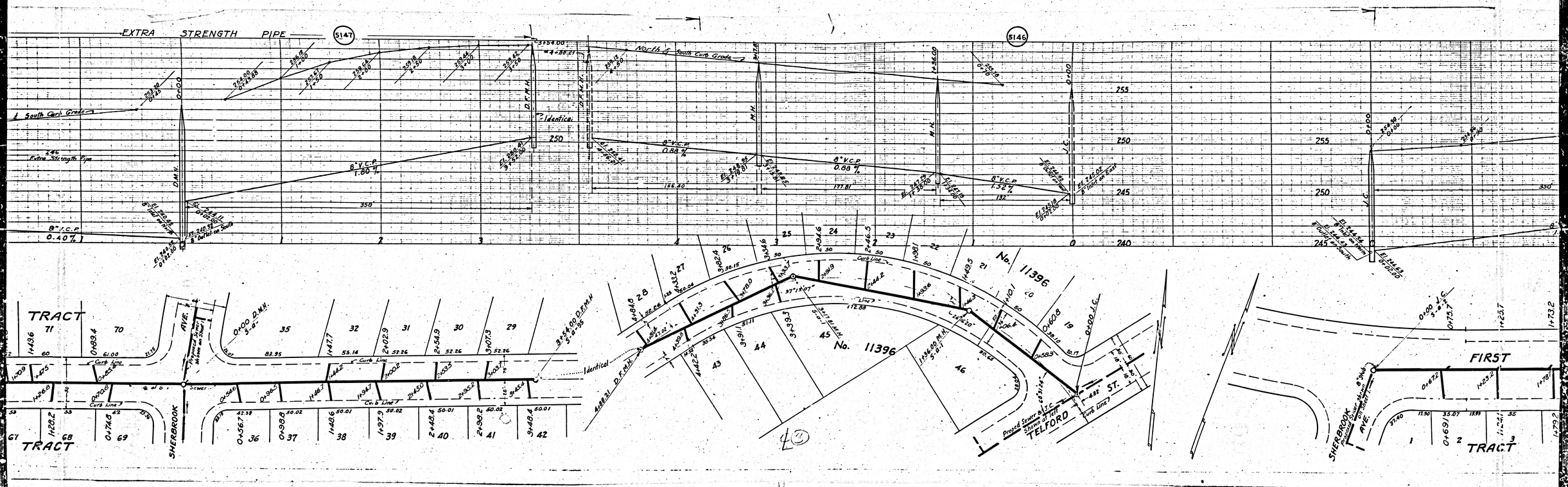
EXTRA STRENGTH PIPE
5147
5146
North & South Curb Grade
South Curb Grade
Extra Strength Pipe
8" V.C.P. 1.80 %
8" V.C.P. 0.88 %
8" V.C.P. 1.52 %
8" V.C.P. 0.40 %
D.F.M.H.
M.H.
J.C.
Identical
TRACT
SHERBROOK AVE.
TELFORD ST.
FIRST
No. 11396
Curb Line
Proposed Sewer at J.C. Shown at left
Proposed Sewer shown on Sheet 1
Sewer

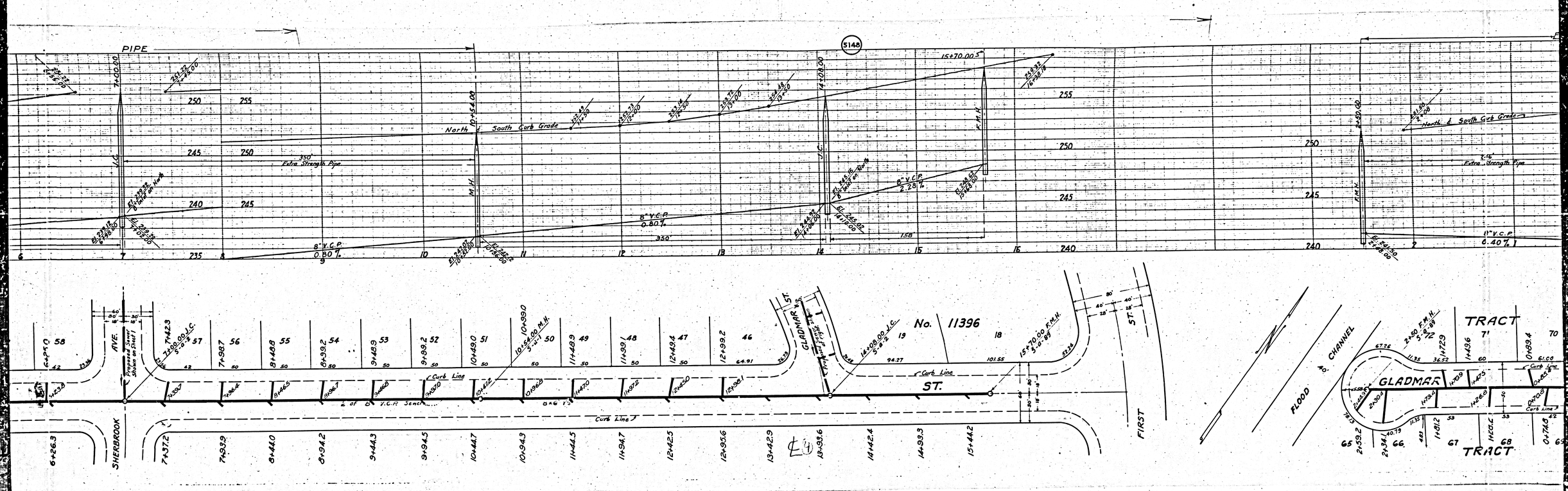
PIPE
5148
North ℄ South Curb Grade
Extra Strength Pipe
8" V.C.P.
0.80%
8" V.C.P.
2.28%
8" V.C.P.
0.40%
No. 11396
GLADMAR ST.
ST.
FIRST
SHERBROOK
AVE.
Curb Line
FLOOD CHANNEL
GLADMAR
TRACT
TRACT

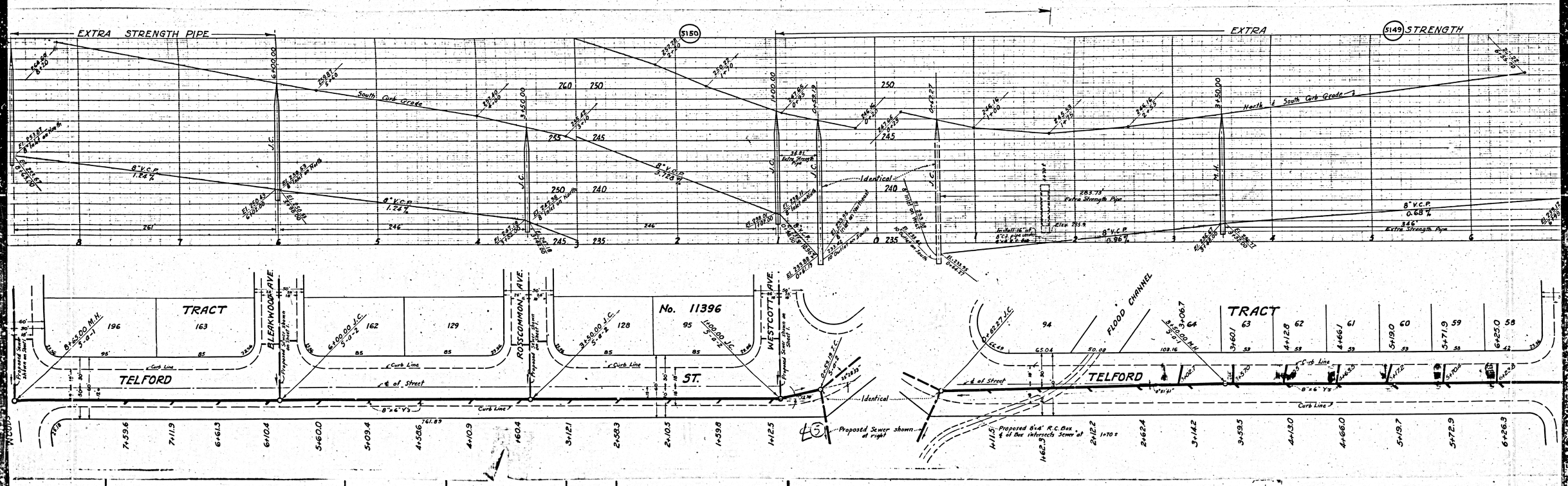
EXTRA STRENGTH PIPE
5150
EXTRA
5149 STRENGTH
South Curb Grade
North & South Curb Grade
8" V.C.P. 1.24%
8" V.C.P. 3.728%
8" V.C.P. 0.96%
8" V.C.P. 0.68%
Identical
Extra Strength Pipe
TRACT
No. 11396
TELFORD
ST.
BLEAKWOOD AVE.
ROSSCOMMON AVE.
WESTCOTT AVE.
FLOOD CHANNEL
Curb Line
℄ of Street
Proposed Sewer shown at right
Proposed 8'x4' R.C. Box ℄ of Box intersects Sewer at

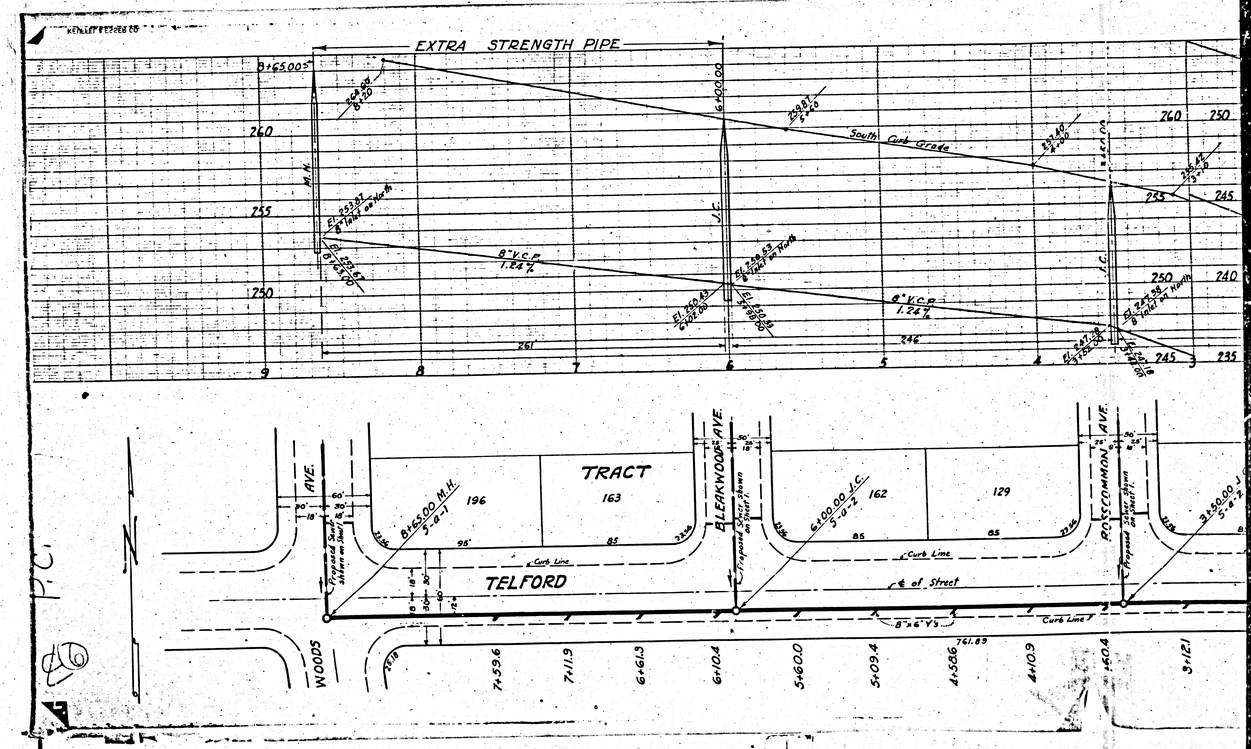
EXTRA STRENGTH PIPE
South Curb Grade
8" V.C.P.
1.24%
TRACT
TELFORD
BLEAKWOOD AVE.
ROSECOMMON AVE.
WOODS
Curb Line
℄ of Street
196
163
162
129
7+59.6
7+11.9
6+61.3
6+10.4
5+60.0
5+09.4
4+58.6
4+10.9
3+12.1

EXTRA STRENGTH PIPE

TRACT 163

No. 11396

TELFORD AVE.

BLEAKWOOD AVE.

ROSSCOMMON AVE.

WESTCOTT AVE.

WOODS AVE.

TELFORD ST.

Identical

Proposed Sewer shown at right

PC 143
A1 OF A8

EXTRA (5149) STRENGTH PIPE

TRACT

TELFORD

FLOOD CHANNEL

FIRST

SHERBROOK AVE.

PC143
A2 OF A8



PC143
A3 of A8

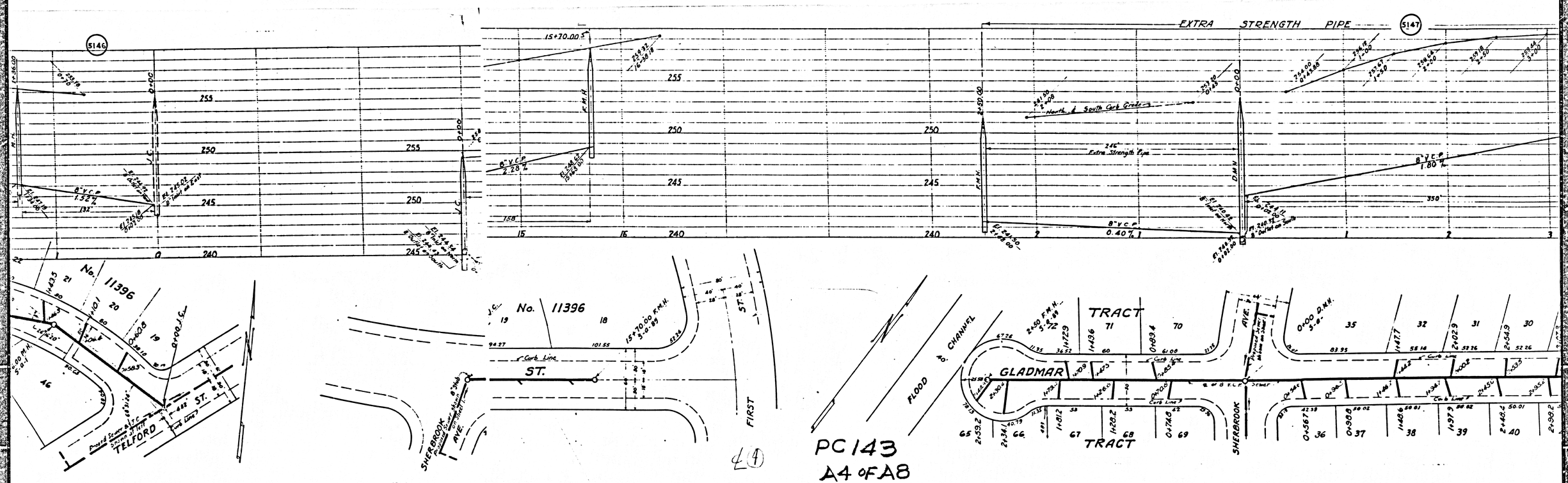

5146
5147
EXTRA STRENGTH PIPE
15+70.00
8" V.C.P.
2.28 %
8" V.C.P.
1.52 %
8" V.C.P.
1.80 %
8" V.C.P.
0.40 %
North & South Curb Grade
Extra Strength Pipe
No. 11396
TELFORD ST.
SHERBROOK AVE.
FIRST ST.
FLOOD CHANNEL
GLADMAR
TRACT
PC 143
A4 OF A8

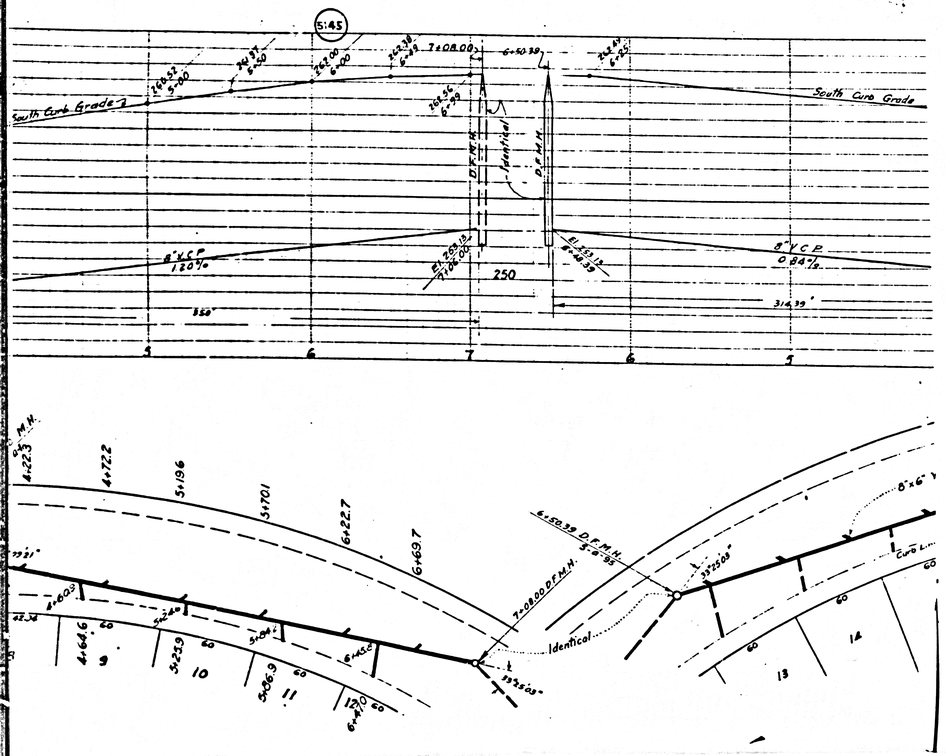

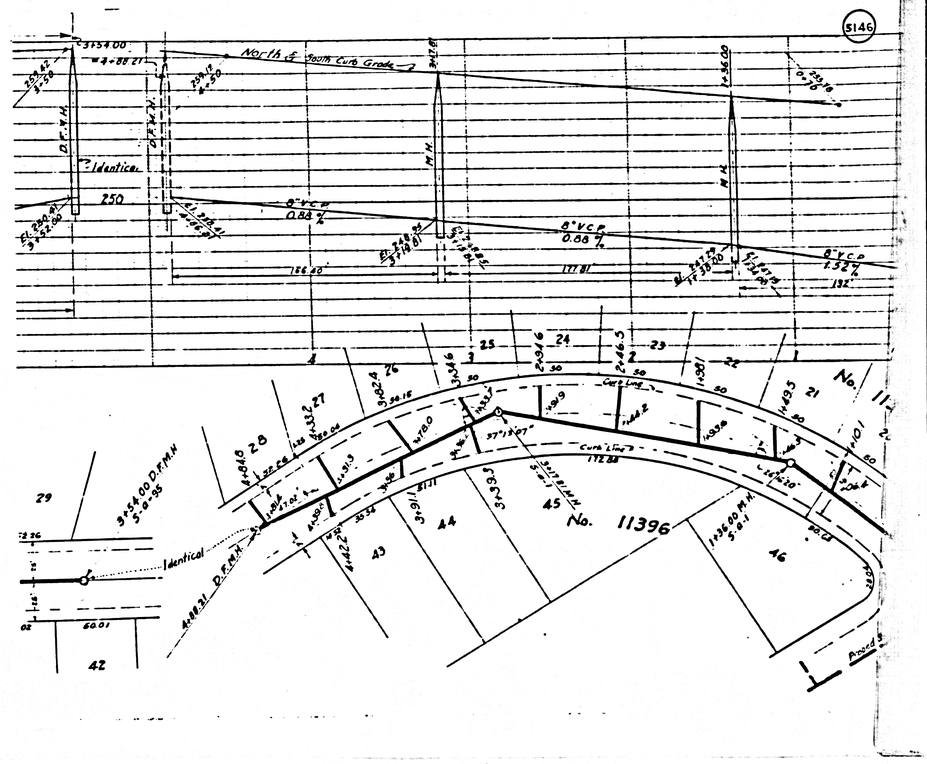

PC 143
A5 OF A8

45

S144

255
250
245
240

Z 59.78
1+45.00

0+00

Z 57.00
0+87

328'

8"V.C.P.
0.84%

D.M.H.

El. 245.63
0+200

El. 244.91
0+102.00

Flow line existing 18" Sewer

2+034

2+358

1+078

0+275

Outfall Sewer

Curb Line

ST.

2°00'

160'

1+103

0+00 D.M.H.
S-0.8

0+30.0

Excelsior 15" V.C.P.

TELFORD ST.

3+32.00 M.H.
S-2.41

ATLANTIC BLVD.

ST.

Line

255
250
245
240

5.0'
Ht. of Crest

Z 59.30
0+00

Z 57.96
0+87.30

Z 57.71
1+50

Z 56.38
2+40

Z 57.02
2+90

Z 56.09
3+56.00

3+80
3+90

South Curb Grade 1

J.C.

El. 244.63
0+102.30

El. 244.44
Invert of South
8" Sewer

330'

M.H.

S 243.81
3+45.30

L 244.60
3+80

8"V.C.P.
1.20%

0+00 J.C.
S-0.24

0+75.7

1+25.7

1+73.2

2+26.3

2+76.4

3+26.5

3+72.2

3+56.00 M.H.
S-0.23

4+22.3

4+72.2

Curb Line

FIRST

0.6" Y's

0+67.4

1+23.2

1+78.

2+31.0

2+87.1

3+41.4

4+00.3

4+60.2

11°09'21"

42.95'

37.40
11.90
1

33.07
0+69.
2

18.98
1+24.
55
3

1+79.2
55
4

2+34.
55
5

2+89.
55
6

3+44.5
53
7

11.96
4+04.9
42.96
8

4+64.6
60
9

Curb Line

Sherbrook Pond Sewer shown on Sheet 1

SHERBROOK AVE.

TRACT

PC 143
A6 of A8

5143

XTRA STRENGTH PIPE

Ground Line over Sewer

0+00

240

2.1%

235

230

10"V.C.P. 4.76%

El. 229.62 0+02.00

El. 230.12 Ex. Top of Sewer Line

ALLEY ℄ 10'V. P Sewer

11+31.8

0+30

0+40.3

10'-6" V.S.

0+00.00 Ex. Invert 15" C.M.P. Sewer 1.0' above invert of P. Sewer

Ex. 15" C.M.P. Sewer Flowing to the West

Ex. Top of Sewer C.T. 859

0+00 Existing 18" M.H.

No. 10665

M.B. 166-9 to 12

ALLEY

TRACT

FIRST STREET

WOODS AVE

BEACHWOOD AVE

PORTSMOUTH AVE

WESTCOTT AVE

HOOD CLARENCE

TELFORD

GLADMAR STREET

ALLEY

THIRD STREET

Ex. 15" Outfall Sewer

Ex. 15" Sewer

ATLANTIC BLVD.

Ex. 8"V.C.P.

Outfall Sewer

11396

INDEX MAP

NOTES -

USE SEWER JOINT COMPOUND FOR ALL PIPE JOINTS

USE "JUST-RITE" MANHOLE FRAMES AND COVERS

USE STANDARD STRENGTH PIPE (EXCEPT AS NOTED)

CONSTRUCT HOUSE CONNECTIONS AS PER STANDARD SPECIFICATIONS

ALL FLUSHING MANHOLES TO BE CONNECTED TO WATER MAIN WITH 3/4" RED BRASS PIPE AS PER S-9-81 OR S-9-82

RESURFACE ALL TRENCH WITHIN PAVED AREA TO MEET LOS ANGELES COUNTY ROAD DEP'T, OR STATE HIGHWAY REQUIREMENTS.

NOTE

GRADES TO WHICH [illegible] PLANS AND PROFILES. GRADE OR CENTER LINE OF ALLEY ARE DESIGNATED POINTS THE GRAD LINE DRAWN BETWEEN SAID DE ELEVATIONS ARE IN FEE THIS DRAWING AND THE WORK SHALL BE CONSTRUC COUNTY ENGINEER AND SHALL BE A PERMIT TO EXCAVATE IN BEFORE WORK IS STARTED. BEFORE WORK IS STARTED ENGINEER TO HAVE AN INSPECTO TO COVER THE COST THEREOF.

COUNTY OF

SION

F. Kuengel Aug. 19, 19[illegible]

OF County Engineer. Reg. C.E. No. 4[illegible]

PROFILI

SA

TO

TE

Betwe

F

Between Sherbro

GL

Between Second

AND IN THAT

Between Seco

PRIV

SHE

PREPARE

BY

2+42.00 6"W.P.

2+42.38 6"S.D.

7+08.00

6+10.39

2+42.48 6"S.D.

305.55 6"S.D.

D.F.M.H.

Identical

D.F.M.H.

El. 250.84 0+08.00

El. 250.12 7+08.00

250

8"V.C.P. 0.84%

3+14.39

M.H.

2+38.00

El. 249.89 3+14.00

El. 250.10 3+10.00

South Curb Grade

2+39.88 1+42.0

2+38.85 1+42.0

8"V.C.P. 0.84%

6+22.7

7+08.00 D.F.M.H.

Identical

6+30.33 D.F.M.H.

12° 00

6+30.1

6+32.2

6+33.0

5+36.0

4+06.5

4+39.5

3+39.9

3+45.0

2+89.4

2+33.8

℄ Curb Line

8"V.C.P. Y's

3+99.0

3+71.0

3+73.1

3+81.2

4+49.7

3+99.9

3+29.9

3+25.0 M.H.

16 No. 11396

17

18

TELFORD ST.

60

15

14

13

PC 143

A7 OF A8

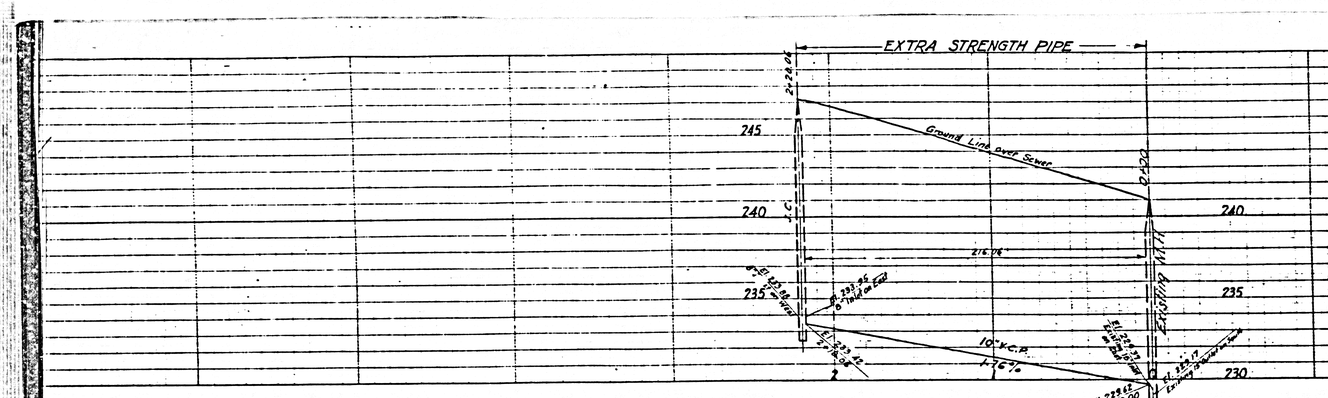

5143

NOTES -

USE SEWER JOINT COMPOUND FOR ALL PIPE JOINTS
USE "JUST-RITE" MANHOLE FRAMES AND COVERS
USE STANDARD STRENGTH PIPE (EXCEPT AS NOTED)
CONSTRUCT HOUSE CONNECTIONS AS PER STANDARD SPECIFICATIONS
ALL FLUSHING MANHOLES TO BE CONNECTED TO WATER MAIN WITH 3/4" RED BRASS PIPE AS PER S-2-A1 OR S-2-B2
RESURFACE ALL TRENCH WITHIN PAVED AREA TO MEET LOS ANGELES COUNTY ROAD DEP'T, OR STATE HIGHWAY REQUIREMENTS.

BETWEEN S
BETWEEN S
AND
BETWE

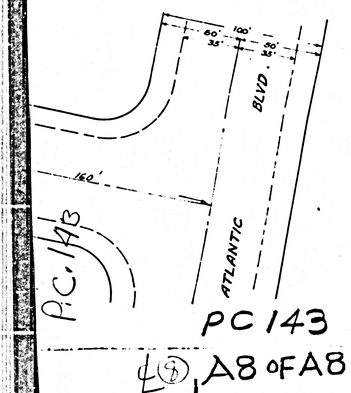

PC 143
40 A8 OF A8

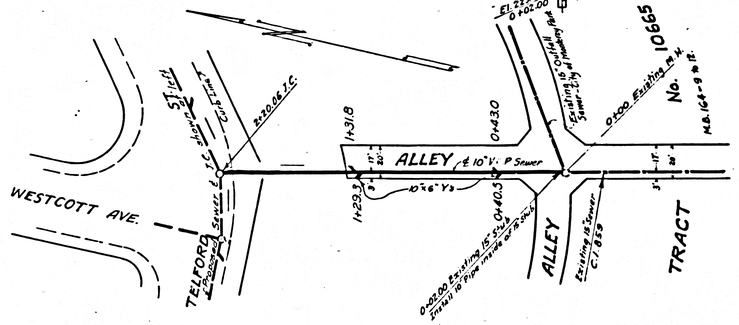

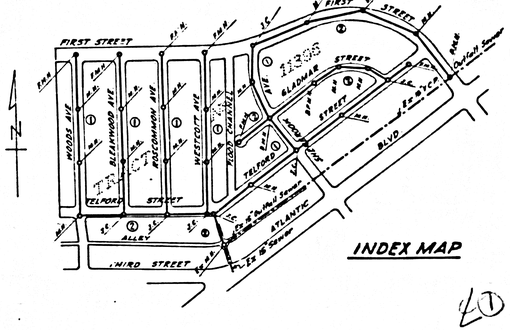

NOTE
GRADES
PLANS AND PROF
OR CENTER LINE
DESIGNATED POI
LINE DRAWN BE
ELEVATION
THIS DR
INDEX SH
COUNTY ENGINEE
A PERMIT
BEFORE WORK
BEFORE
ENGINEER TO B
TO COVER THE
CO

SION
E. Kues
OF COUNTY E

40

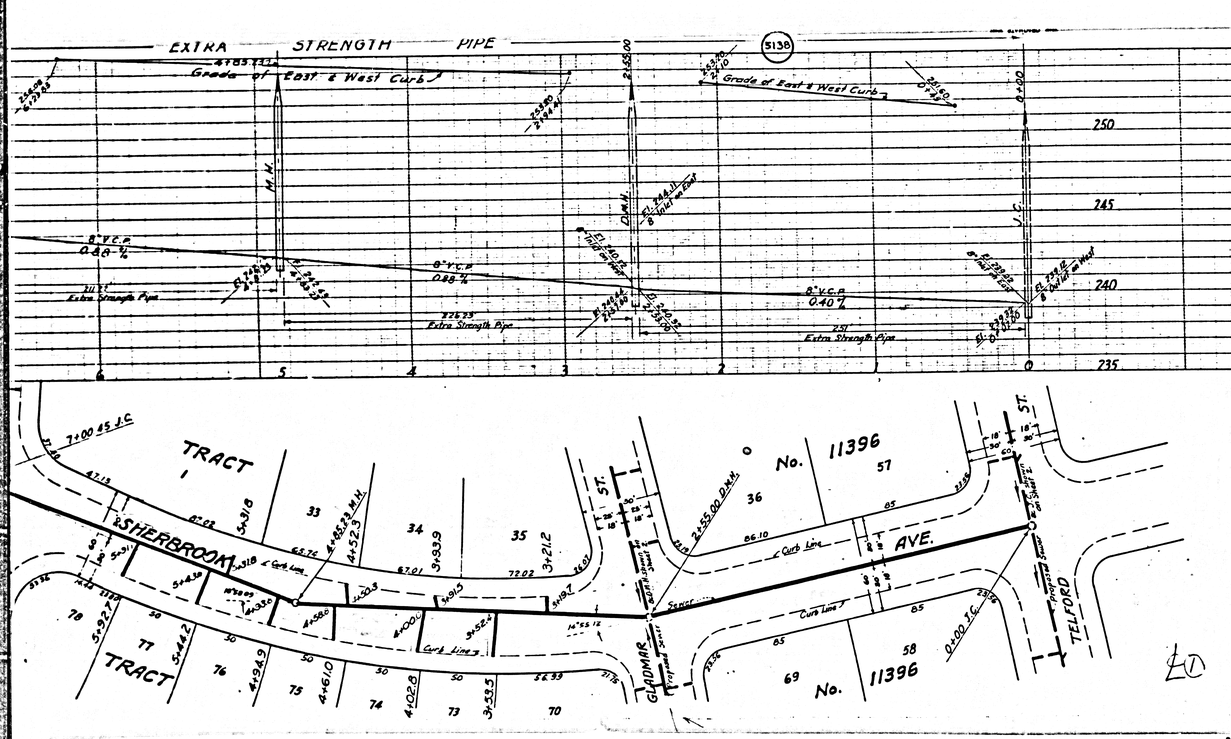

PC 143-1
A1 OF A5

NOTES -
USE SEWER JOINT COMPOUND FOR ALL PIPE JOINTS
USE "JUST-RITE" MANHOLE FRAMES AND COVERS
USE STANDARD STRENGTH PIPE EXCEPT AS NOTED
CONSTRUCT HOUSE CONNECTIONS AS PER STANDARD SPECIFICATIONS (EXCEPT AS NOTED)
ALL FLUSHING MANHOLES TO BE CONNECTED TO WATER MAIN WITH 3/4" RED BRASS PIPE AS PER S-a-81 or S-a-82

RESURFACE ALL TRENCH WITHIN PAVED AREA TO MEET LOS ANGELES COUNTY ROAD DEP'T., OR STATE HIGHWAY REQUIREMENTS.

(1)

PROFILE, ALIGNMENT AND GRADE OF
SANITARY SEWERS
TO BE CONSTRUCTED IN
WOODS, BLEAKWOOD, ROSSCOMMON, WESTCOTT & SHERBROOK AVENUES
BETWEEN FIRST ST. & TELFORD ST.

PRIVATE CONTRACT No. 143
W.S. 36
SHEET 1 OF 2 SHEETS
PREPARED IN THE OFFICES OF
BY George N. Adams
R.E. No. 132.

FOR LEGEND
SEE PLAN No. S-0-64

NOTE
GRADES TO WHICH THIS IMPROVEMENT IS TO BE CONSTRUCTED ARE SHOWN ON PLANS AND PROFILES. GRADE POINTS FOR TOP OF CURB, CENTER LINE OF STREET OR CENTER LINE OF ALLEY ARE SHOWN BY CIRCLES ON PROFILES. AT ALL POINTS BETWEEN DESIGNATED POINTS THE GRADE SHALL BE ESTABLISHED SO AS TO CONFORM TO A STRAIGHT LINE DRAWN BETWEEN SAID DESIGNATED POINTS.
ELEVATIONS ARE IN FEET ABOVE U.S.G.S. DATUM OR MEAN SEA LEVEL.
THIS DRAWING AND THE DATA HEREON ARE HEREBY MADE A PART OF THE SPECIFICATIONS.
WORK SHALL BE CONSTRUCTED ACCORDING TO SPECIFICATIONS ON FILE IN THE OFFICE OF THE COUNTY ENGINEER AND SHALL BE PROSECUTED ONLY IN THE PRESENCE OF THE COUNTY ENGINEER.
A PERMIT TO EXCAVATE IN THE STREET MUST BE SECURED FROM THE COUNTY ROAD DEPT. BEFORE WORK IS STARTED.
BEFORE WORK IS STARTED CONTRACTOR MUST MAKE ARRANGEMENTS WITH THE COUNTY ENGINEER TO HAVE AN INSPECTOR ASSIGNED TO THE WORK AND MUST MAKE A DEPOSIT SUFFICIENT TO COVER THE COST THEREOF.

COUNTY OF LOS ANGELES, CALIFORNIA.

REVISION
CHECKED BY Paul E. Kluegel Aug. 19, 1941
OFFICE OF COUNTY ENGINEER R.E. & C.E. No. 4066

APPROVED Alfred Jones
COUNTY ENGINEER
APPROVED Chas. Lamb
CHIEF ENGINEER OF COUNTY SANITATION DISTRICT No. 2
CHECKED Paul E. Kluegel 7-16 1941
CHIEF OF DIVISION OF SEWERS AND DRAINAGE 1941

FILED
JUL 16 1941
A. P. Austin
County Clerk
By Deputy

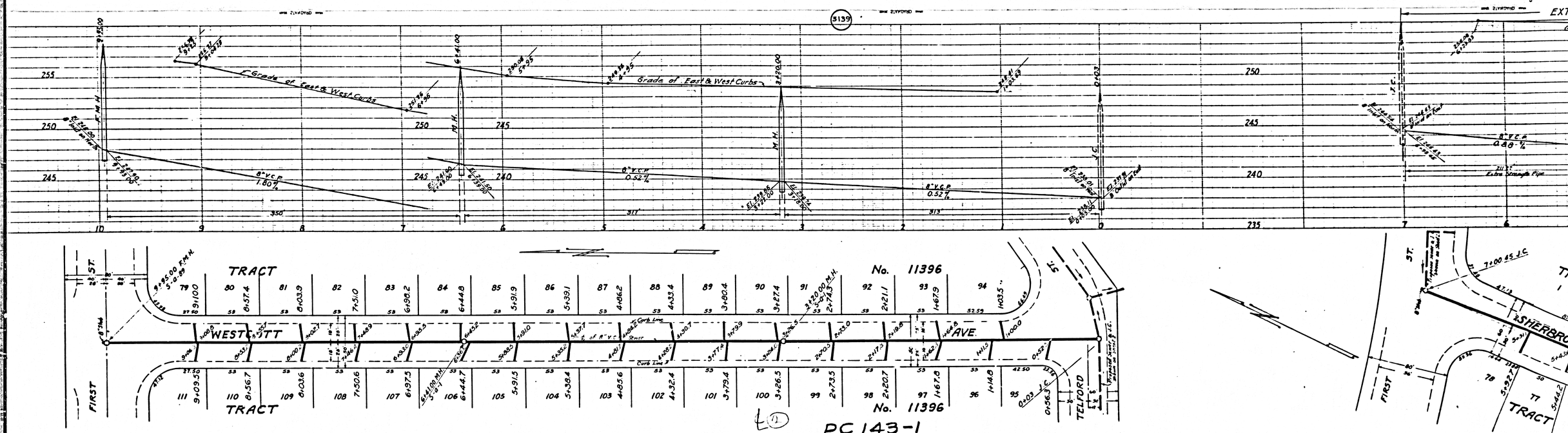

3139
Grade of East & West Curbs
Grade of East & West Curbs
8" V.C.P.
1.80%
8" V.C.P.
0.52%
8" V.C.P.
0.52%
8" V.C.P.
0.88%
Extra Strength Pipe
TRACT
No. 11396
WESTCOTT
AVE.
FIRST
ST.
TELFORD
SHERBROO
TRACT
No. 11396
PC 143-1
A2 OF A5



House Connections extending westerly to be constructed as per Standard Specifications
Y's to be laid horizontal and H C's extending easterly to be constructed with 1/4" rise per foot to Curb Line
Grade of East & West Curbs
Approximate elevation of Ground 125 ft. East of Sewer
8" V.C.P. 1.60%
8" V.C.P. 0.40%
Extra Strength Pipe
TRACT
No. 11396
ROSCOMMON AVE.
FIRST ST.
TELFORD ST.
PC 143-1
A3 OF A5

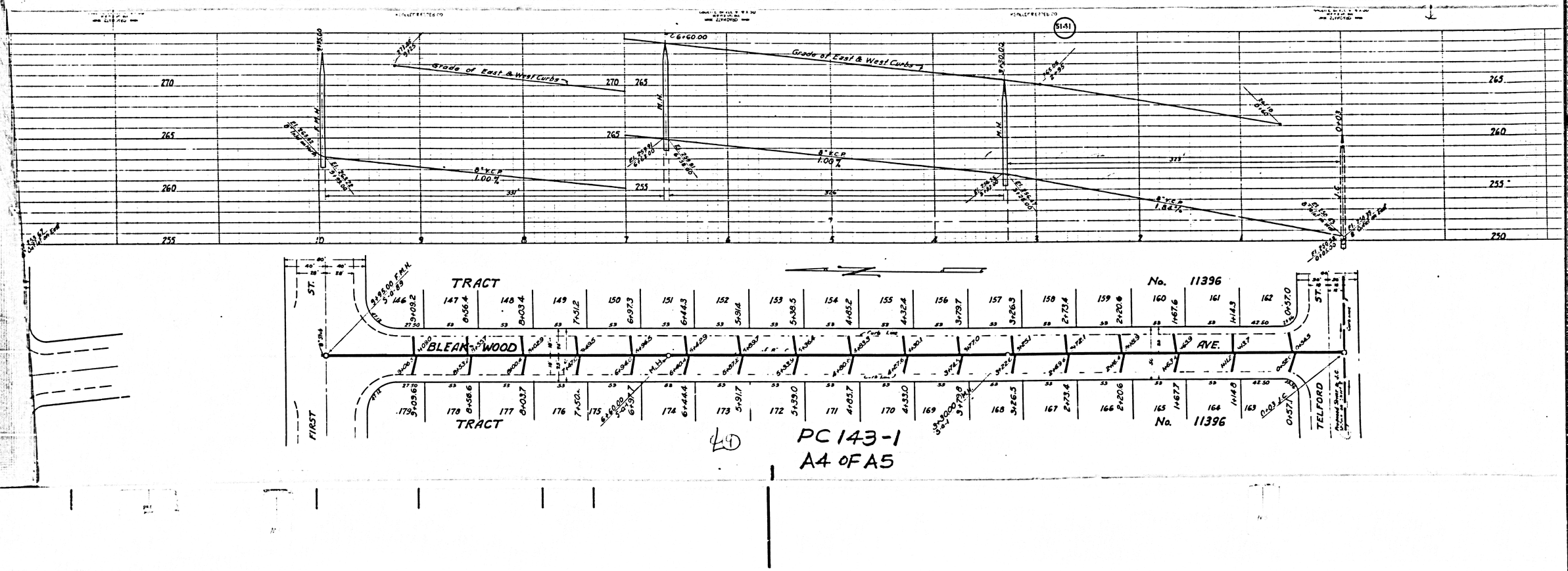

PC 143-1
A4 OF A5

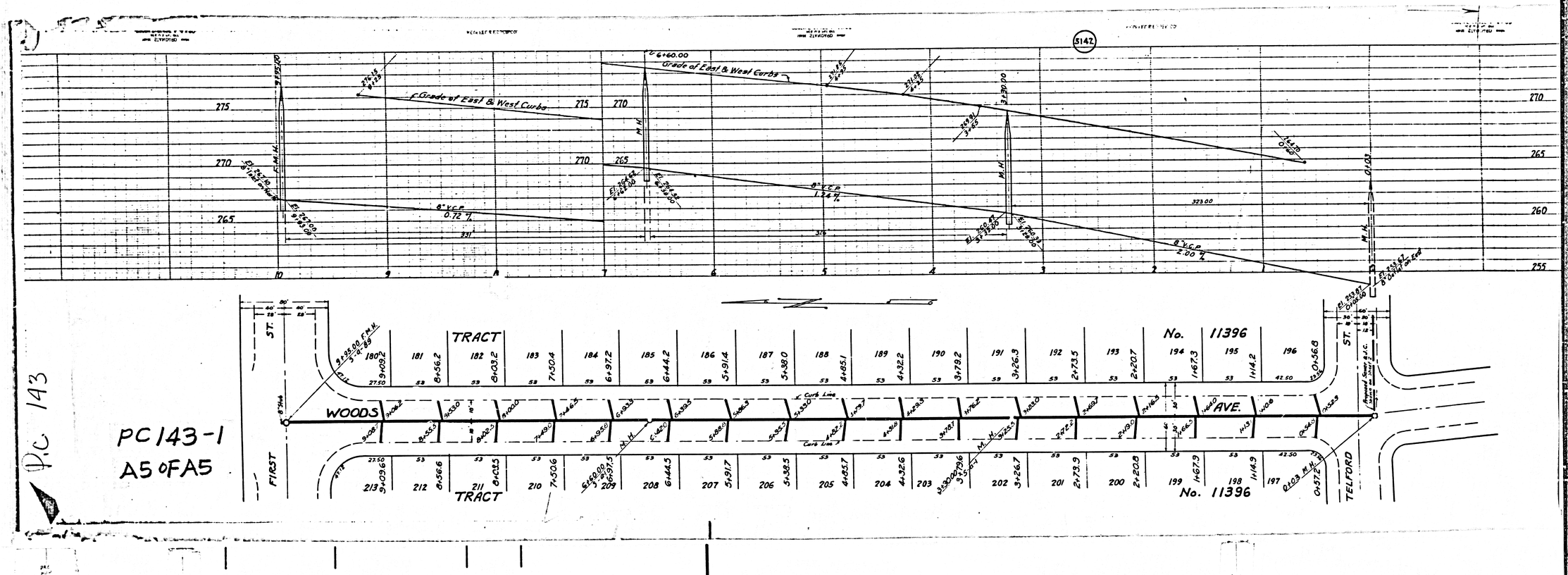

5142
Grade of East & West Curbs
Grade of East & West Curbs
8" V.C.P. 0.72 %
8" V.C.P. 1.24 %
8" V.C.P. 2.00 %
TRACT
No. 11396
WOODS
AVE.
FIRST
ST.
TELFORD
ST.
Curb Line
P.C. 143
PC 143-1
A5 OF A5

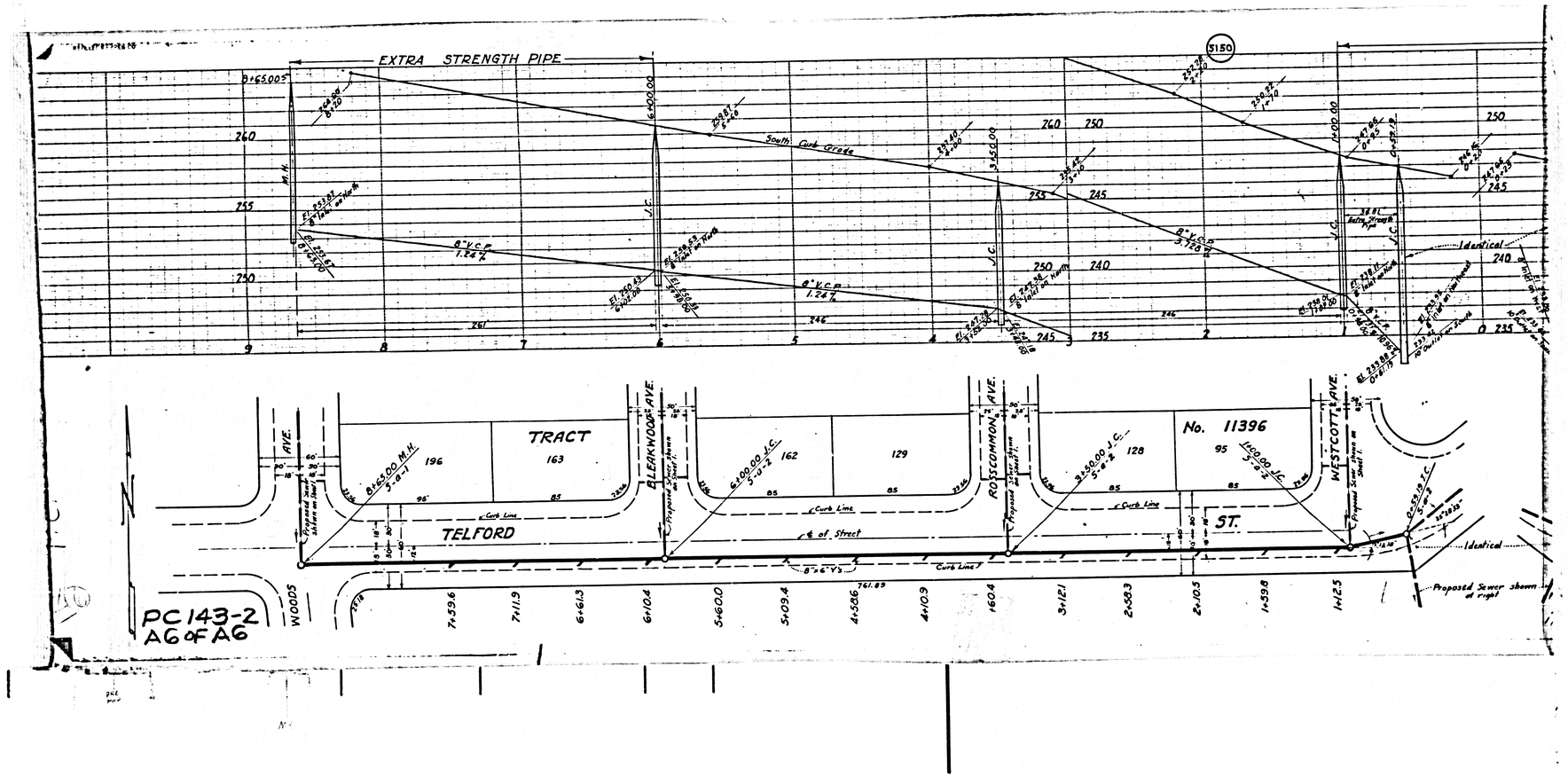
EXTRA STRENGTH PIPE
South Curb Grade
8" V.C.P. 1.24%
8" V.C.P. 3.728%
Identical
TRACT
No. 11396
TELFORD
ST.
BLEAKWOOD AVE.
ROSSCOMMON AVE.
WESTCOTT AVE.
WOODS
Curb Line
℄ of Street
Proposed Sewer shown at right
PC 143-2
A6 of A6

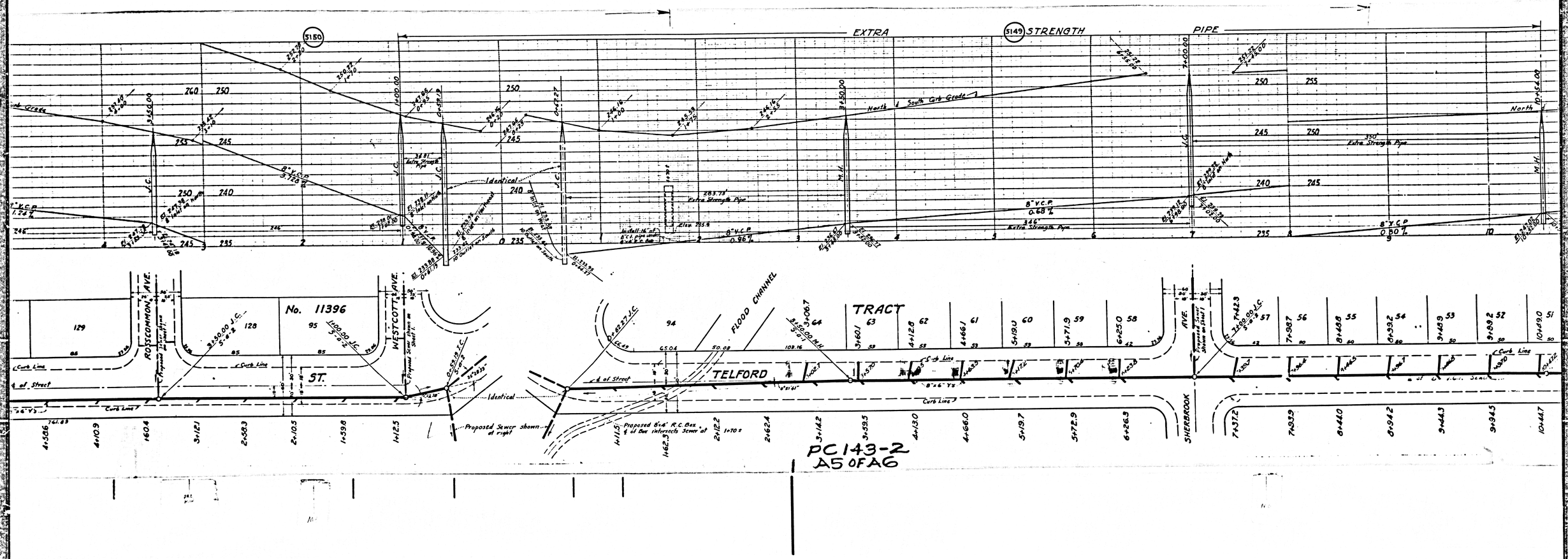

EXTRA STRENGTH PIPE
5150
5149
North & South Curb Grade
Identical
Extra Strength Pipe
8" V.C.P.
0.68 %
0.96 %
0.80 %
ROSSCOMMON AVE.
WESTCOTT AVE.
No. 11396
ST.
TELFORD
TRACT
FLOOD CHANNEL
SHERBROOK AVE.
Curb Line
Proposed Sewer shown at right
Proposed 8'x4' R.C. Box
PC143-2
A5 OF A6

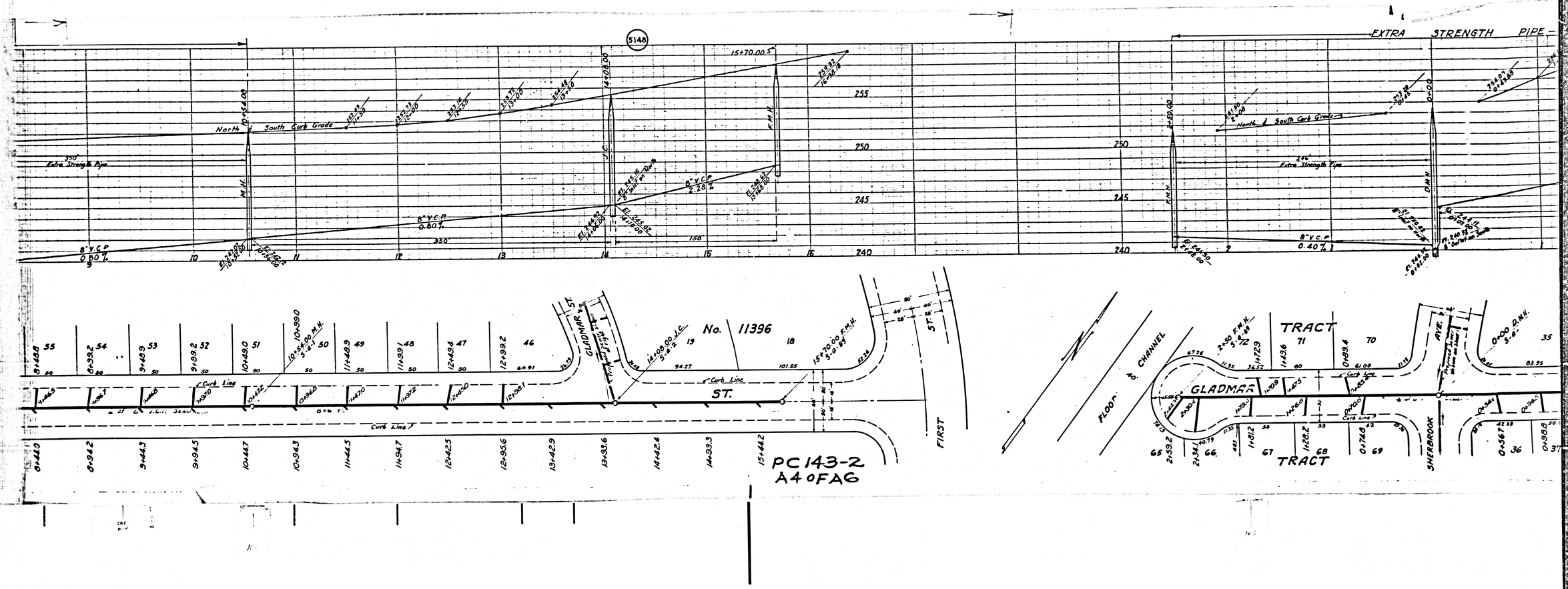

5148
EXTRA STRENGTH PIPE
North & South Curb Grade
Extra Strength Pipe
8" V.C.P.
0.80%
8" V.C.P.
2.28%
8" V.C.P.
0.40%
M.H.
J.C.
F.M.H.
D.M.H.
No. 11396
GLADMAR ST.
FIRST ST.
Curb Line
FLOOR CHANNEL
GLADMAR
TRACT
SHERBROOK AVE.
PC143-2
A4 OF A6

XTRA STRENGTH PIPE

5147

5146

No. 11396

No. 11396

No. 11396

Identical

Identical

North & South Curb Grade

Curb Line

Curb Line

Curb Line

Curb Line

Property Line

Property Line

Property

PC143-2
A2 OF A6

EXTRA STRENGTH PIPE

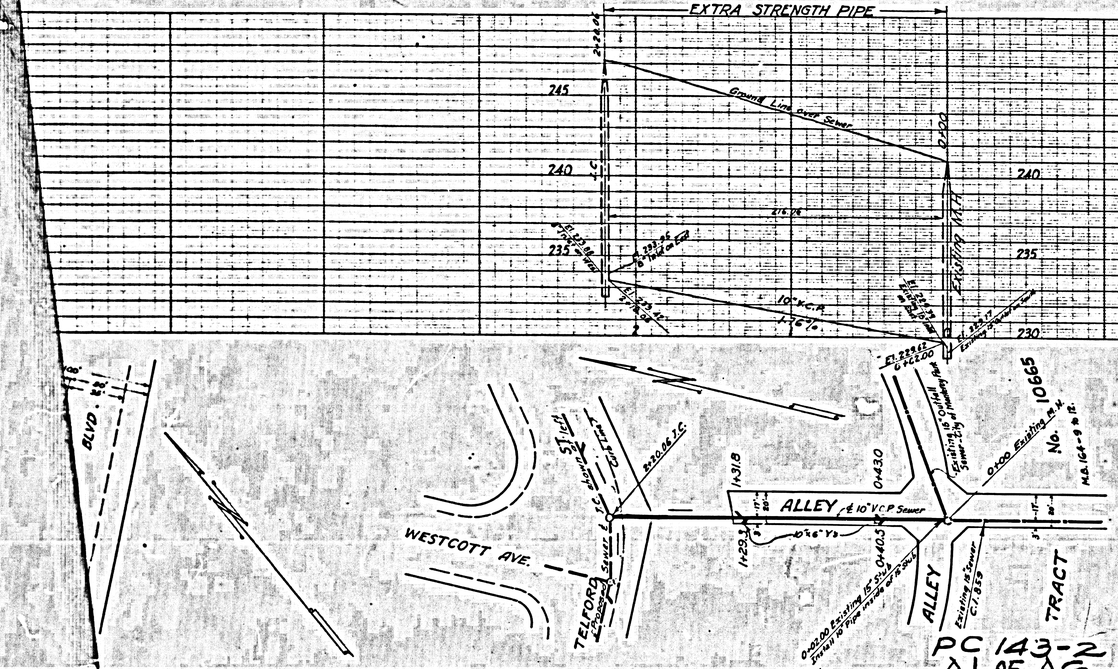
Ground Line over Sewer
245
240
235
230
215.26
10"V.C.P.
1.36%
El. 239.45 Flow Line
El. 239.45 Flow Line
El. 239.45 Existing Flow Line
El. 239.45 Flow Line
El. 239.45 Flow Line
El. 239.45