

PROFILE ALIGNMENT AND GRADE OF
SANITARY SEWERS
 TO BE CONSTRUCTED IN
SANITARY SEWER RIGHT OF WAY
 IN L.A. JUNCTION R.Y. COS. RIGHT OF WAY WEST OF EASTERN AVE.

1. USE SPECIAL WOOD MANHOLE COVERS AND CONCRETE FRAMES 3'-0" IN.
 2. USE STANDARD STRENGTH PIPE.
 3. USE CEMENT MORTAR FOR ALL PIPE JOINTS.
 4. RESURFACE ALL TRENCH EXCAVATED AREAS TO MEET LOS ANGELES COUNTY ROAD DEPT. REQUIREMENTS.
 5. ENCASE FOUR FEET OF SEWER AT POINTS OF INTERFERENCE WITH POLES AS PER S. & S.

PRIVATE CONTRACT NO. 209
 W.S.36
 ONE SHEET

SCALE: VERT. 1" = 4'
 HORIZ. 1" = 20'

PREPARED IN THE OFFICE OF
THOS. B. SARGENT.

BY: *Tom Sargent*
 REG. C.E. NO. 1268

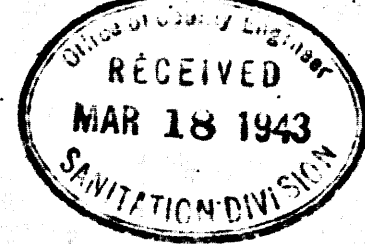
FOR LEGEND
 SEE PLAN NO. S-8-64

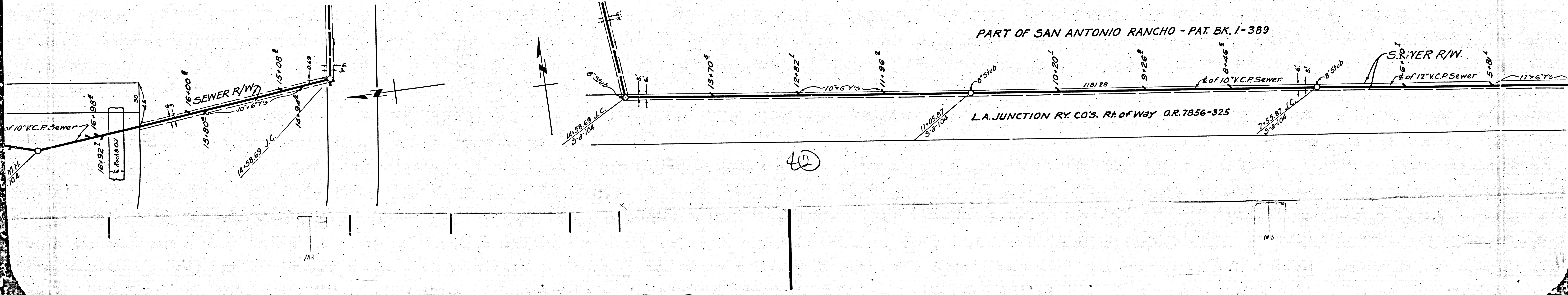
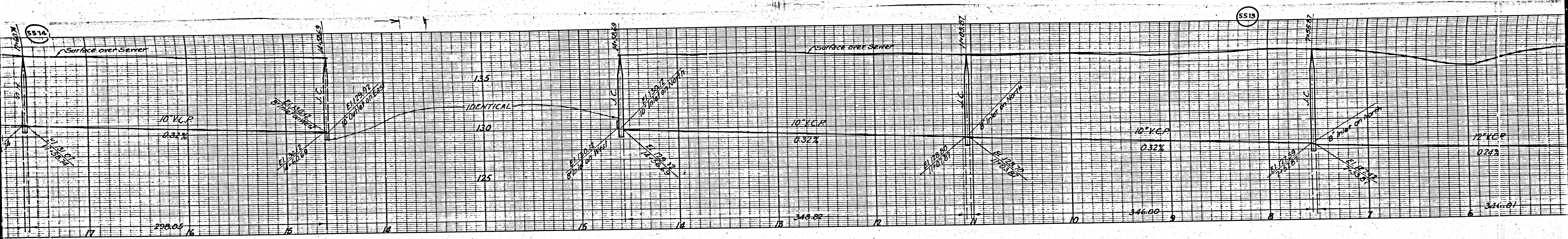
NOTE:
 GRADES TO WHICH THIS IMPROVEMENT IS TO BE CONSTRUCTED ARE SHOWN ON PLANS AND PROFILE GRADE POINTS FOR TOP OF CURB, CENTER LINE OF STREET OR CENTER LINE OF ALLEY ARE SHOWN BY CIRCLES ON PROFILES. AT ALL POINTS BETWEEN DESIGNATED POINTS THE GRADE SHALL BE ESTABLISHED SO AS TO CONFORM TO A STRAIGHT LINE DRAWN BETWEEN SAID DESIGNATED POINTS.
 ELEVATIONS ARE IN FEET ABOVE U.S.S. DATUM OR MEAN SEA LEVEL.
 THIS DRAWING AND THE DATA HEREON ARE HEREBY MADE A PART OF THE SPECIFICATIONS.
 WORK SHALL BE CONSTRUCTED ACCORDING TO SPECIFICATIONS ON FILE IN THE OFFICE OF THE COUNTY ENGINEER AND SHALL BE PROSECUTED ONLY IN THE PRESENCE OF THE COUNTY ENGINEER. BEFORE WORK CAN BE STARTED THE CONTRACTOR MUST OBTAIN A PERMIT TO EXCAVATE IN COUNTY STREETS FROM THE L.A. COUNTY ROAD DEPT., 1044 HALL OF RECORDS, AND MAKE A DEPOSIT WITH THE COUNTY ENGINEER, 100 UNION LEAGUE BUILDING, SUFFICIENT TO COVER THE COST OF CONSTRUCTION INSPECTION AND RECORD PLANS.

COUNTY OF LOS ANGELES, CALIFORNIA
 APPROVED: *Thomas Sargent*
 COUNTY ENGINEER
 APPROVED: *William Sargent*
 COUNTY ENGINEER OF COUNTY
 SANITATION DISTRICT NO. 2

CHECKED BY: *William Sargent*
 OFFICE OF COUNTY ENGINEER, C.A.M. 527

BC 502





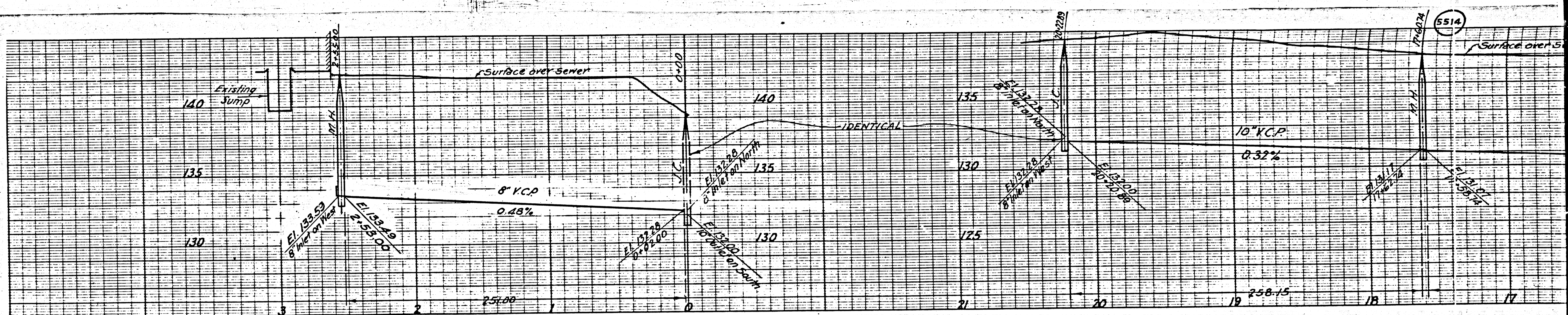
PART OF SAN ANTONIO RANCHO - PAT. BK. 1-389

L.A. JUNCTION RY. CO'S. Rt. of Way Q.R. 7856-325

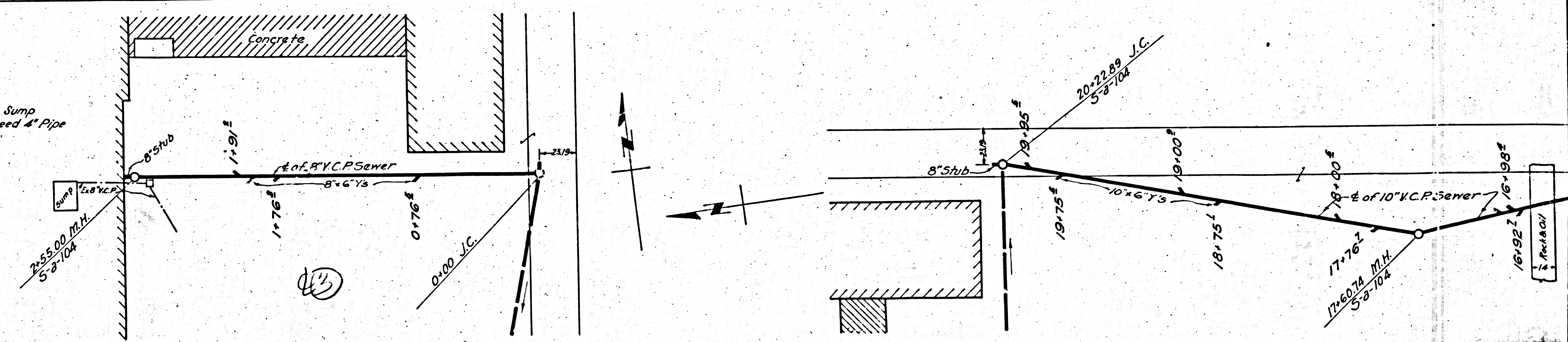
SEWER R/W.

(4)

M6



NOTE:
 Connection to Sump
 Shall not exceed 4" Pipe



F.C. 209

M3

M5