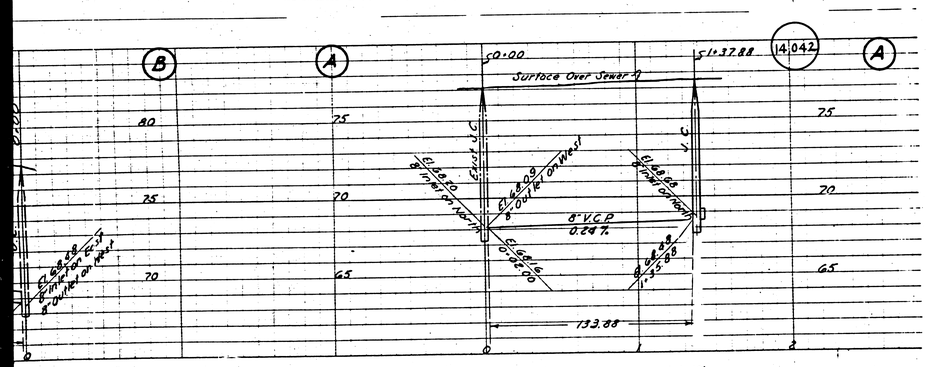

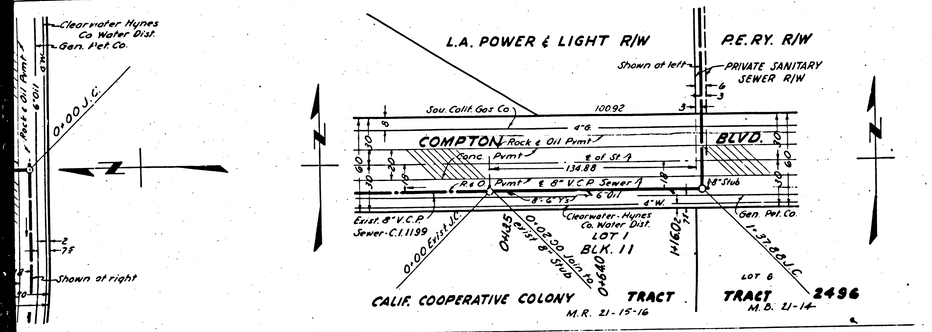

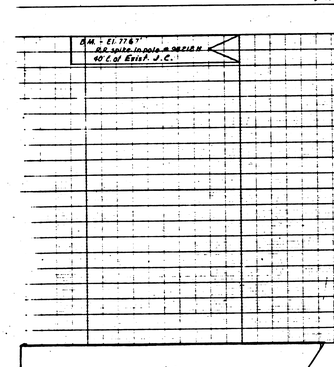

NOTE:
NO REPRESENTATIVE OF THE COUNTY ENGINEER WILL SURVEY OR LAY OUT ANY PORTION OF THE WORK.
THE OWNER OR HIS AUTHORIZED REPRESENTATIVE SHALL FURNISH THE COUNTY ENGINEER WITH GRADE SHEETS AND STATIONS FOR ALL HOUSE CONNECTIONS AND Y BRANCHES AND SHALL PROVIDE STAKES FOR THEM AT THEIR PROPER LOCATIONS WITH STATIONING PLAINLY MARKED. ANY CHANGE OF LOCATION SHALL BE REQUESTED IN WRITING BY THE OWNER OR HIS REPRESENTATIVE.
NO REVISIONS SHALL BE MADE IN THESE PLANS WITHOUT APPROVAL OF THE COUNTY ENGINEER.

1. USE STANDARD MANHOLE FRAMES AND COVERS, S-117.
2. USE STANDARD STRENGTH PIPE EXCEPT AS NOTED.
3. USE CEMENT MORTAR FOR ALL VITRIFIED CLAY PIPE JOINTS.
4. RESURFACE ALL TRENCH WITHIN PAVED AREA TO MEET L.A. COUNTY ROAD DEPT. REQUIREMENTS.
5. ENCASE FOUR FEET OF SEWER AT POINTS OF INTERFERENCE WITH POLES AND OTHER OBSTRUCTIONS, S-418.
6.
7. ALL STRUCTURES SHALL BE BRICK SEWER STRUCTURES, S-104.
8. PROVIDE STAKES ON THE PROPERTY LINES OR PROPERTY LINES PRODUCED AT RIGHT ANGLES TO THE SEWER LINE AT THE CENTER LINE OF EACH MANHOLE.
9. THIS PLAN ONLY APPROVES DESIGN OF 8" SEWER.
10. PERMITS MUST BE OBTAINED FOR ALL 6" AND 4" CONNECTIONS.

STOPPERS TO BE INSTALLED WITH JOINT MATERIAL BY THE MANUFACTURER AT HIS PLANT SPECS. SEC. 33.45
CONCRETE PAVEMENT TO BE CUT NOT LESS THAN 2" IN DEPTH WITH CONCRETE SAW SPECS. SEC. 65

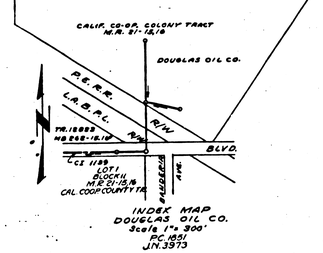

INDEX MAP
DOUGLAS OIL CO.
Scale 1" = 200'
P.C. 1851
J.N. 3973

PROFILE, ALIGNMENT AND GRADE OF
SANITARY SEWERS
TO BE CONSTRUCTED IN
DOUGLAS OIL COMPANY
(PARAMOUNT REFINERY)

PRIVATE CONTRACT NO. 1851
W. 6.32
SHEET 1 OF 1 SHEETS
SCALE: HOR. 1" = 40' VERT. 1" = 4'
MAY 1951
PREPARED IN THE OFFICES OF
ENGINEERING SERVICE CORPORATION
BY E. F. Henry

ENGINEERING SERVICE CORPORATION
1127 W. WASHINGTON BLVD.
LOS ANGELES 15, CALIF.
PR. 7281

REVISIONS		
	TRACED BY	H.S.
	DESIGNED BY	H.S.
	CHKD BY	
	SUBMITTED:	
SUB STRUCTURE REF. C.D.		
W.O. NO. / DWG. NO.	DATE: MAY '51	SCALE: HORIZ. 1" = 40' VERT. 1" = 4'
6272-1		L.B. / P.B.

FOR LEGEND
SEE PLAN NO. S-66

NOTE:
GRADES [illegible] IMPROVEMENT TO BE CONSTRUCTED ARE SHOWN ON PLANS AND PROFILES [illegible] GRADE [illegible] CURB LINE OF STREETS, OR CENTER LINE OF ALLEY ARE SHOWN BY CIRCLES ON [illegible] POINTS THE GRADE SHALL BE ESTABLISHED AS TO CO[illegible] SAID DESIGNATED POINTS.
ELEVATIONS [illegible] SEA LEVEL.
THIS DRAWING [illegible] PART OF THE SPECIFICATIONS.
WORK SHALL BE CO[illegible] ON FILE IN THE OFFICE OF THE COUNTY ENGINEER AND SHALL [illegible] COUNTY ENGINEER.
BEFORE WORK CA[illegible] CONTRACTOR MUST OBTAIN A PERMIT TO EXCAVATE IN COUNTY STREETS FROM THE L.A. [illegible] ROAD DEPT. AND MAY BE REQUIRED TO DEPOSIT WITH THE COUNTY ENGINEER, B28 COUNTY ENGINEERING BUILDING SUFFICIENT TO COVER THE COST OF CONSTRUCTION INSPECTION AND RECORD PLANS.
APPROVAL OF THIS PLAN BY THE COUNTY OF LOS ANGELES DOES NOT CONSTITUTE A REPRESENTATION AS TO THE ACCURACY OF THE LOCATION OF, OR THE EXISTENCE OR NON-EXISTENCE OF, ANY UNDERGROUND UTILITY, PIPE, OR STRUCTURE WITHIN THE LIMITS OF THIS PROJECT. THIS NOTE APPLIES TO ALL SHEETS.

COUNTY OF LOS ANGELES, CALIFORNIA
WILLIAM A. FOX, COUNTY ENGINEER
APPROVED by A. M. Gregory, CHIEF DEPUTY
APPROVED BY [illegible] RAWN, OFFICE ENGINEER
CHIEF ENGINEER OF COUNTY SANITATION DISTRICT NO. 2
CHECKED H. L. Sneden 10-10-51
OFFICE OF COUNTY ENGINEER REG. C.E. NO. 6412

APPROVED FOR THE COLLECTION AND PRETREATMENT OF LIQUID INDUSTRIAL WASTE ONLY
Arthur Pickett DATE 10/10/51
INDUSTRIAL WASTE ENGINEER, OFFICE OF THE COUNTY ENGINEER

Rev. 2-5-52

PROFILE, ALIGNMENT AND GRADE OF SANITARY SEWERS
DOUGLAS OIL CO.
PARAMOUNT REFINERY
PRIVATE CONTRACT NO. 1851
W. 6.32
SHEET 1 OF 1 SHEETS
MAY 1951
PREPARED IN THE OFFICES OF ENGINEERING SERVICE CORPORATION

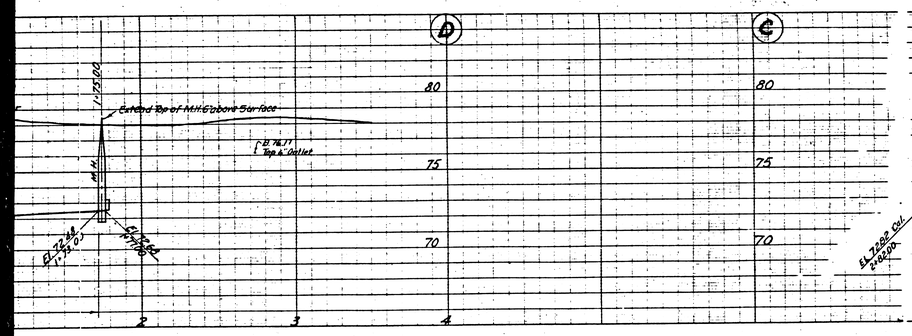

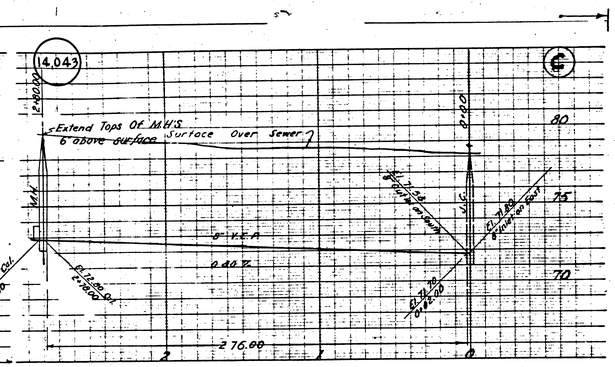

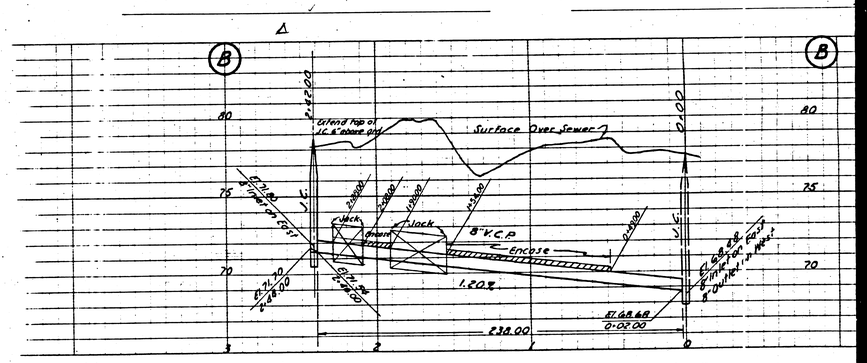

COLONY TRACT

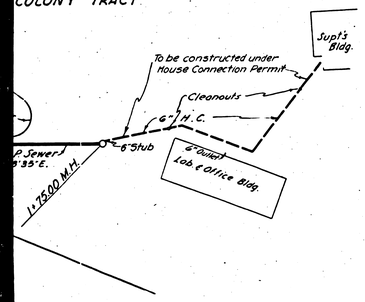

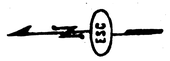

CALIFORNIA COOPERATIVE COLONY TRACT

MR. 21 : 15, 16

Lot 9

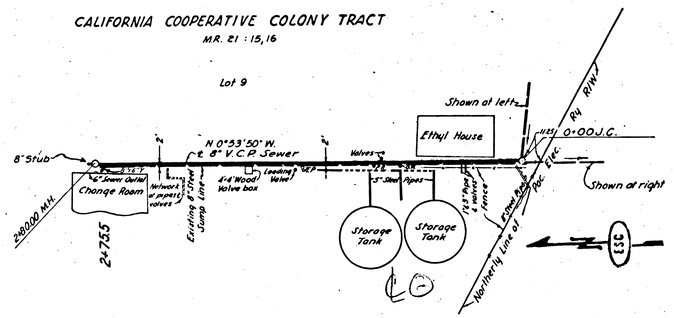

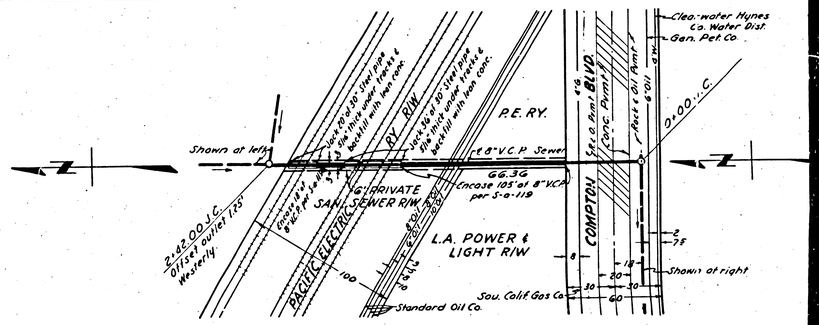

Surface Over Sewer
Extend Top of MH Above Surface
8" V.C.P.
0.40 %
80
75
70
0
1
2
3
4

CALIFORNIA COOPERATIVE COLONY TRACT
M.R. 21: 15,16
Lot 9
Brick wall around tanks
Shown at right
Valves
Steps
Loading Platform
℄ of 8" V.C.P. Sewer
S. 16°23'35" E.
Northerly
Line Pac. Elec. Ry. R/W
Shown at right
0+00 J.C.
1+50 0 M.H.
6" Stub
To be constructed under House Connection Permit
Cleanouts
6" H.C.
Supt's Bldg.
6" Outlet
Lab. & Office Bldg.
ESC
ESC