

D.M. 51-1075.17 checked on top of 24 inch dia. in concrete sec. 12. Not to be used as a standard for other projects. City of Pomona, California. City Engineer.

- NOTE:** NO REPRESENTATIVE OF THE COUNTY ENGINEER WILL SURVEY OR LAY OUT ANY PORTION OF THE WORK.
- THE OWNER OR HIS AUTHORIZED REPRESENTATIVE SHALL FURNISH THE COUNTY ENGINEER WITH GRADE SHEETS AND STATIONS FOR HOUSE CONNECTIONS AND WYE BRANCHES AND SHALL PROVIDE STAKES FOR THEM AT THEIR PROPER LOCATIONS, STATIONING PLAINLY MARKED AND CHANGE IN LOCATION WILL BE REQUESTED IN WRITING BY THE OWNER OR HIS REPRESENTATIVE.
- NO REVISIONS SHALL BE MADE IN THESE PLANS WITHOUT THE APPROVAL OF THE COUNTY ENGINEER.
1. USE STANDARD MANHOLE FRAME AND COVER S-A-117
 2. USE STANDARD STRENGTH PIPE EXCEPT AS NOTED.
 3. USE CEMENT MORTAR FOR ALL UNIFIED CLAY PIPE JOINTS.
 4. RESURFACE ALL TRENCH WITHIN PAVED AREA TO MEET L.A. CO. RD. DEPT. REQUIREMENTS.
 5. EXPOSE FOUR FEET OF SEWER AT POINTS OF INTERFERENCE WITH POLES PER S-A-119
 6. HOUSE CONNECTIONS TO BE CONSTRUCTED WITH INVERTS AT THE PROPERTY LINE.
 7. FIVE FEET BELOW CURB GRADE.
 8. ALL STRUCTURES SHALL BE BRICK SEWER STRUCTURES, S-A-104.
 9. PROVIDE STAKES AT THE PROPERTY LINES OR PROPERTY LINE PRODUCER AT RIGHT ANGLES TO THE SEWER LINE AT THE CENTERLINE OF EACH MANHOLE.
 10. STAKES TO BE INSTALLED WITH JOINT COMPOUND BY MANUFACTURER AT HIS PLANT. SPEC'S SECTION 33.48
 11. CONCRETE PAVEMENT TO BE CUT NOT LESS THAN 2" IN DEPTH WITH CONCRETE SAW. SPEC'S SEC. 68
 12. INSTALL MARK AND TAGS. SPEC'S SEC. 68
 13. FOR ALLOWABLE LEAKAGE TEST USE FORMULA No. 1, SPEC'S SEC. 51

PC. 2458 - J.N.F331

PAGE 1

17858

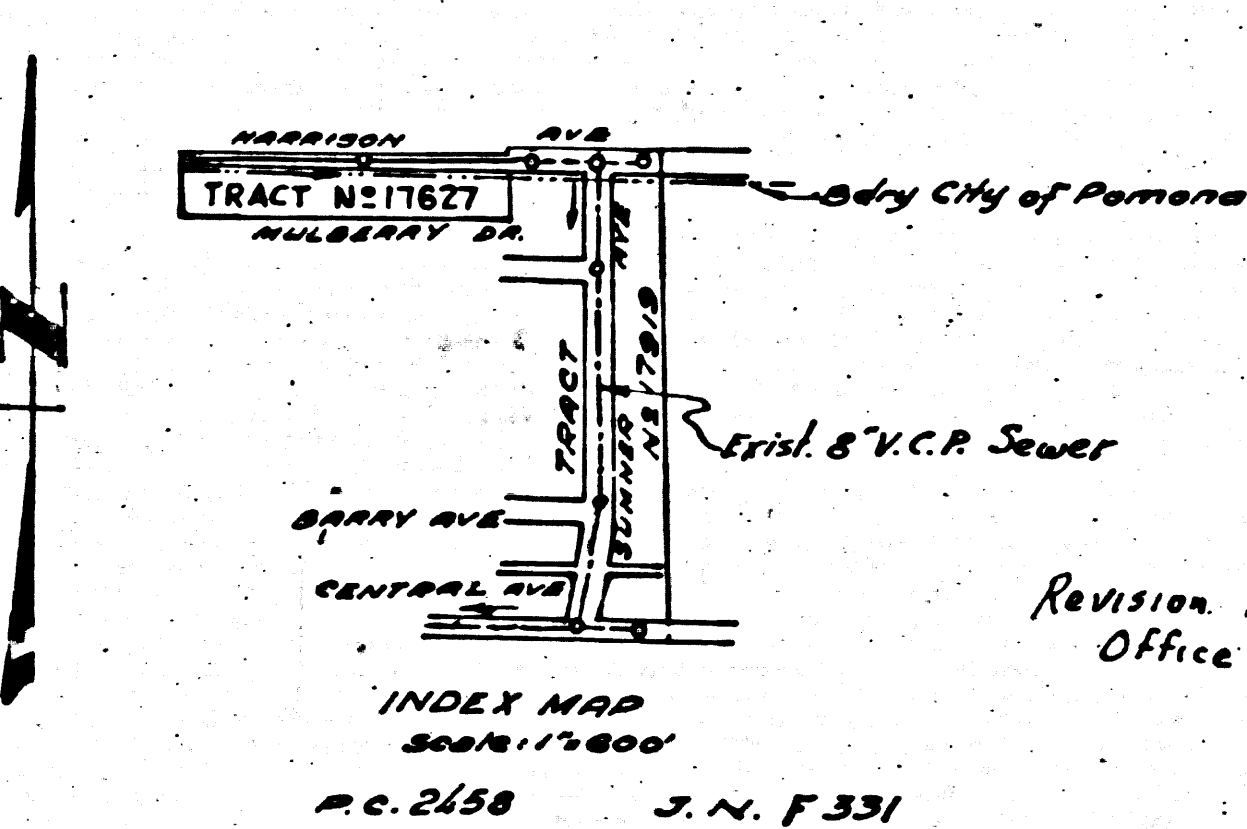
IN TRACT NO. 17627 IN CITY OF POMONA, CALIFORNIA

PRIVATE CONTRACT NO. 2458 W.S. 49

SHEET 1 OF 1 SHEETS

SCALE: VERT. 1" = 4' HORIZ. 1" = 40'

OCTOBER, 1952



Revision Approved: *[Signature]* 8-3-53
Office of County Engineer - Reg. C.E. 7860

APPROVED: *[Signature]* 12-12-52
CITY ENGINEER OF POMONA

APPROVED WILLIAM J. FOX, COUNTY ENGINEER.
BY *[Signature]*
CHIEF DEPUTY

APPROVED A.M. RAHIN
CHIEF ENGR. DIST. NO. 21
BY *[Signature]*
ASST. CHIEF ENGINEER

CHECKED BY *[Signature]* 12-2-52
OFFICE OF COUNTY ENGINEER, REG. C.E. NO. 7860

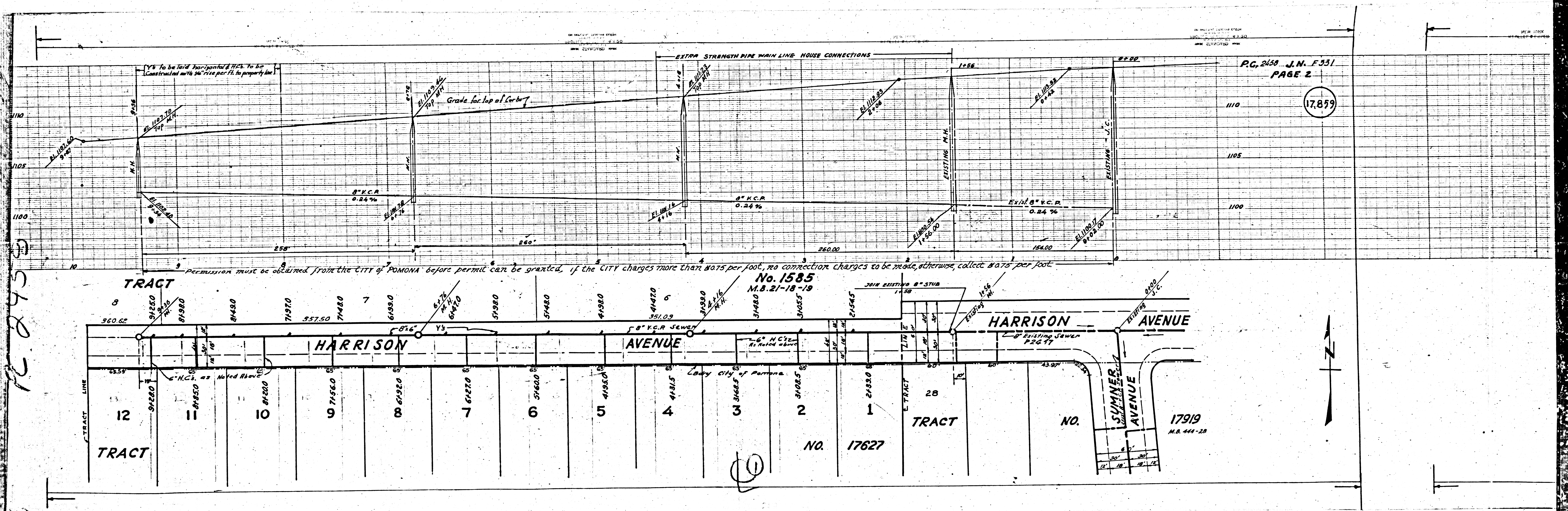
W.M. H. FAIR JR.
BY *[Signature]*
FOR LEGEND SEE PLAN NO. S-a-64

NOTE: Grades to which this improvement is to be constructed are shown on plans and profile grade sheets for top of curbs, centerline of streets, or centerline of alleys are shown by circles on profiles at all points, between designated points the grade shall be established so as to conform to a straight line drawn between said designated points. Elevation are in feet above U.S.C.S. Datum or mean sea level. This drawing and the data hereon are hereby made a part of the specifications. Work shall be constructed according to specifications on file in the office of the County Engineer and shall be prosecuted only in the presence of the County Engineer. Before work can be started the contractor must obtain a permit to excavate in county streets from the L.A. County Road Dept. 108 W. 2nd St. and make a deposit with the County Engineer, 733 L.A. County Engineering Building sufficient to cover the cost of construction inspection and record plans. Approval of this plan by the County of Los Angeles does not constitute a representation as to the accuracy of the location of or the existence or non-existence of any underground utility, pipe or structure within the limits of this project. This note applies to all sheets.

COUNTY OF LOS ANGELES, CALIFORNIA.

RECEIVED
AUG 14 1953
L.A. COUNTY ENGINEER
PERMITS DIVISION

Checked 3-26-54 *[Signature]*



PC 2950

V.C.P. to be laid horizontal & H.C. to be constructed with 20' rise per ft. to property line

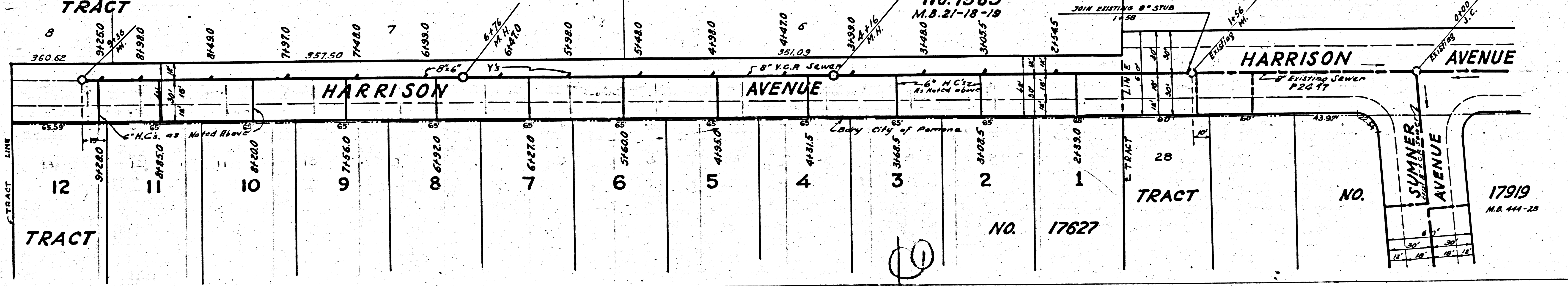
EXTRA STRENGTH PIPE MAIN LINE HOUSE CONNECTIONS

Permission must be obtained from the CITY of POMONA before permit can be granted, if the CITY charges more than \$0.75 per foot, no connection charges to be made, otherwise collect \$0.75 per foot.

No. 1585
M.B. 21-18-19

P.C. 2450 J.N. E 331
PAGE 2

17879



17919
M.B. 441-23