

EAST LOS ANGELES - BLDG. DIST. 6

P.C. 2624 J.N.F. 522

PAGE 1.

- NOTE:
 NO REPRESENTATIVE OF THE COUNTY ENGINEER WILL SURVEY OR LAYOUT ANY PORTION OF THE WORK.
 THE OWNER OR HIS AUTHORIZED REPRESENTATIVE SHALL FURNISH THE COUNTY ENGINEER WITH GRADE SHEETS AND STATIONS FOR ALL "Y" BRANCHES AND SHALL FURNISH STAKES FOR THEM AT THEIR PROPER LOCATIONS WITH STATIONING PLAINLY MARKED. ANY CHANGE IN LOCATION SHALL BE REQUESTED IN WRITING BY THE OWNER OR HIS REPRESENTATIVE.
 NO REVISIONS SHALL BE MADE IN THESE PLANS WITHOUT APPROVAL OF THE COUNTY ENGINEER.
1. USE STANDARD MANHOLE FRAMES AND COVERS, S-4-117
 2. USE STANDARD STRENGTH PIPE EXCEPT AS NOTED.
 3. USE CEMENT MORTAR FOR ALL VITRIFIED CLAY PIPE JOINTS.
 4. RESURFACE ALL TRENCH WITHIN PAVED AREA TO MEET L.A. COUNTY ROAD DEPT. REQUIREMENTS.
 5. ENCASE FOUR FEET OF SEWER AT POINTS OF INTERFERENCE WITH POLES, S-4-119
 6. ALL STRUCTURES SHALL BE BRICK SEWER STRUCTURES, S-4-104 EXCEPT AS NOTED
 7. PROVIDE STAKES ON THE PROPERTY LINES OR PROPERTY LINES PRODUCED AT RIGHT ANGLES TO THE SEWER LINE AT THE CENTER LINE OF EACH MANHOLE.
11. FOR ALLOWABLE LEAKAGE TEST, USE FORMULA IN SPEC. SEC. 51.

PROFILE, ALIGNMENT AND GRADE OF
SANITARY SEWER
 TO BE CONSTRUCTED IN
SLAUSON AVE.
 FROM
S.D. MAIN TRUNK
 IN
EASTERN AVE.
 1460' WESTERLY

(16,620)

PRIVATE CONTRACT NO. 2624

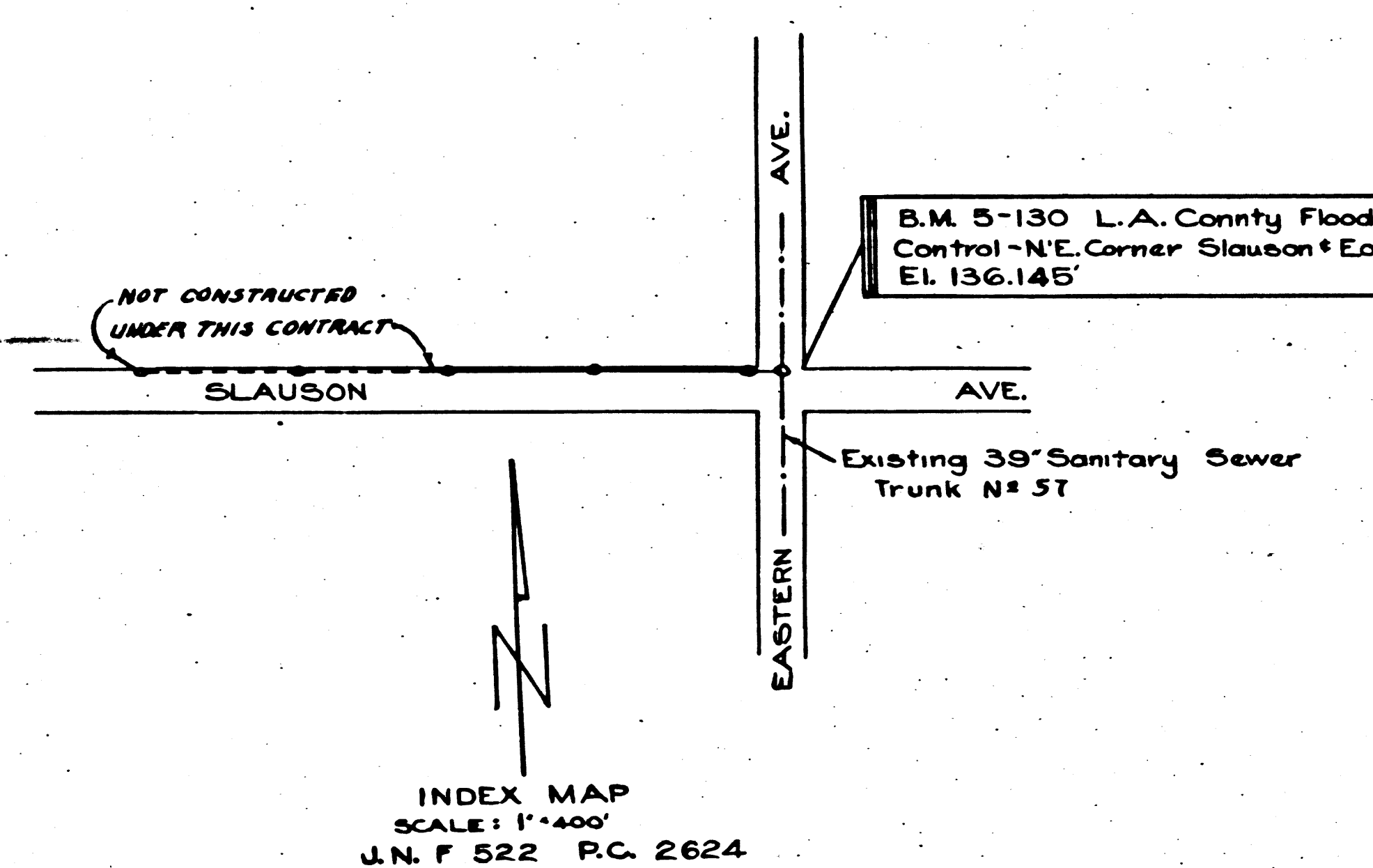
WS. 36

SHEET ONE SHEET

SCALE: VERT: 1"=4'
 HORIZ: 1"=40'
 FEBRUARY, 1953
 DESIGNED AND PREPARED BY: *Arthur J. Cole*
 REG. C.E. NO. 7709
 FOR LEGEND SEE PLAN NO. S-a-84

GRADES TO WHICH THIS IMPROVEMENT IS TO BE CONSTRUCTED ARE SHOWN ON PLANS AND PROFILES. GRADE POINTS FOR TOP OF CURBS, CENTER LINE OF STREETS OR CENTER LINE OF ALLEY ARE SHOWN BY CIRCLES ON PROFILES. AT ALL POINTS BETWEEN DESIGNATED POINTS THE GRADE SHALL BE ESTABLISHED SO AS TO CONFORM TO A STRAIGHT LINE DRAWN BETWEEN SAID DESIGNATED POINTS. ELEVATIONS ARE IN FEET ABOVE U.S.G.S. DATUM OR MEAN SEA LEVEL.
 THIS DRAWING AND THE DATA HEREON ARE HEREBY MADE A PART OF THE SPECIFICATIONS. WORK SHALL BE CONSTRUCTED ACCORDING TO SPECIFICATIONS ON FILE IN THE OFFICE OF THE COUNTY ENGINEER AND SHALL BE PROSECUTED ONLY IN THE PRESENCE OF THE COUNTY ENGINEER. BEFORE WORK CAN BE STARTED THE CONTRACTOR MUST OBTAIN A PERMIT TO EXCAVATE IN COUNTY STREETS FROM THE L.A. COUNTY ROAD DEPT. 108 W. 2nd ST. AND MAKE A DEPOSIT WITH THE COUNTY ENGINEER 733 L.A. COUNTY ENGINEERING BLDG. SUFFICIENT TO COVER THE COST OF CONSTRUCTION, INSPECTION, AND RECORD PLANS.
 APPROVAL OF THIS PLAN BY THE COUNTY OF LOS ANGELES DOES NOT CONSTITUTE A REPRESENTATION AS TO THE ACCURACY OF THE LOCATION OF OR THE EXISTENCE OR NON-EXISTENCE OF ANY UNDERGROUND UTILITY, PIPE OR STRUCTURE WITHIN THE LIMITS OF THIS PROJECT. THIS NOTE APPLIES TO ALL SHEETS.

COUNTY OF LOS ANGELES, CALIFORNIA
 APPROVED **WILLIAM J. FOX**, COUNTY ENGINEER APPROVED **A.M. RAWN**, CHIEF ENGR. CO. SAN. NO. 2
 BY *F.W. Rose* BY *R. E. Kuhn*
 ASST. CHIEF DEPUTY OFFICE ENGINEER
 CHECKED BY: *Richard E. Kuhn* 4-1-53
 OFFICE OF COUNTY ENGINEER, REG. C.E. NO. 7860



INDEX MAP
 SCALE: 1"=400'
 J.N.F. 522 P.C. 2624

SHEET NO.	PAGES
1	3

before breaking into any existing stks. and before final acceptance of this work, County Sanitation Districts should be notified in order that required inspection may be made.

Leaked 7-1-53 W. Fox

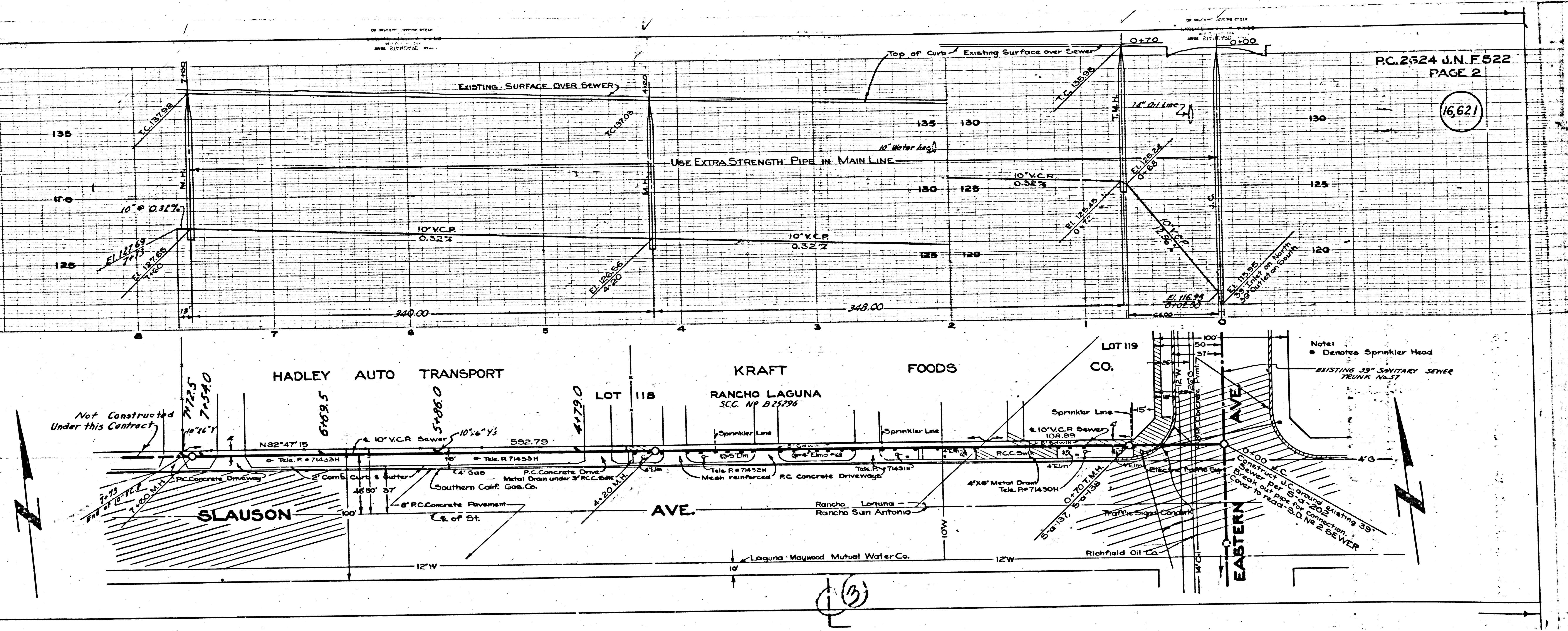
RECEIVED
 MAR 1 1953
 L.A. COUNTY
 SANITATION

R.S.

EA

PC. 2524 J.N. F 522
PAGE 2

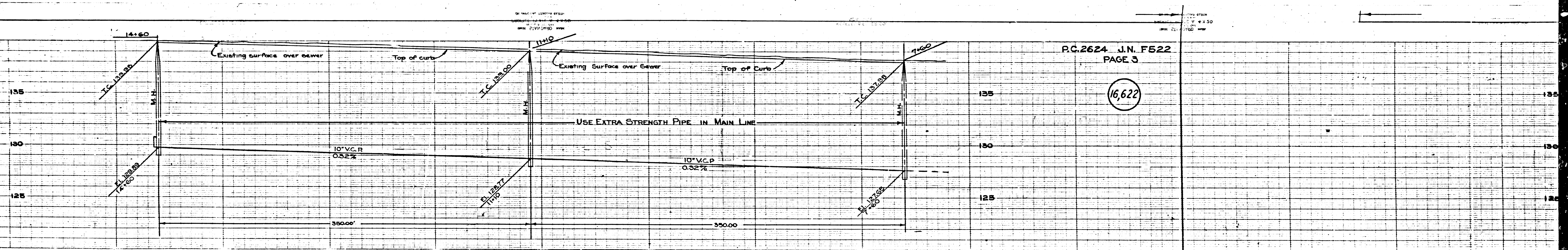
(16,621)



Notes

- Denotes Sprinkler Head
- EXISTING 36" SANITARY SEWER TRUNK No. 57
- CONSTRUCT J.C. CURVE STRAIGHT 35' BREAK OUT PIPE FOR CONNECTION TO COLOR TO READ 18.0 IN 2" SEWER

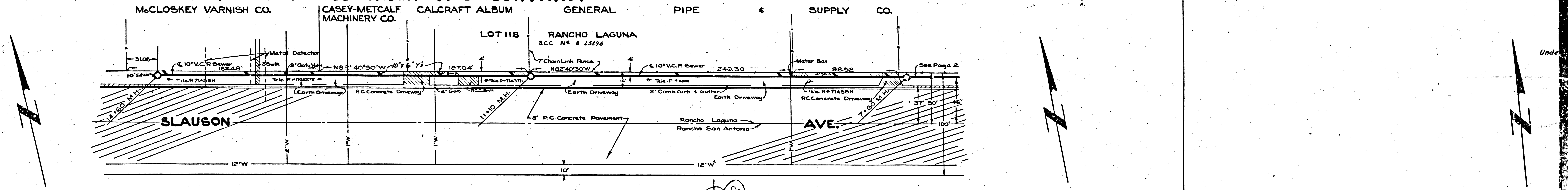
(3)



PC.2624 J.N. F522
PAGE 3

16,622

NOT CONSTRUCTED UNDER THIS CONTRACT



16

