BM 3Y979 Elev. 134.387 1955
Rd.Hd. S.P.& S.F.R/W & E/ Segundo
±40' E/O Main Cul. Header. (Watts Quad)

No Charge
For Connections
L. Curtis 9-11-57

LENNOX BLDG. DIST. NO. 7

NOTES:
SHEET 2

PROVIDE STAKES ON THE PROPERTY LINE OR PROPERTY LINES PRODUCED AT RIGHT ANGLES TO THE SEWER LINE AT THE CENTER LINE OF EACH MANHOLE.

NO REPRESENTATIVE OF THE COUNTY ENGINEER WILL SURVEY OR LAYOUT ANY PORTION OF THE WORK.

THE OWNER OR HIS AUTHORIZED REPRESENTATIVE S-A-LL FURNISH THE COUNTY ENGINEER WITH GRADE SHEETS AND STATION FOR ALL HOUSE LATERALS AND Y BRANCHES AND SHALL PROVIDE STAKES FOR THEM AT THEIR PROPER LOCATIONS WITH STATIONING PLAINLY MARKED. ANY CHANGE IN LOCATION SHALL BE REQUESTED IN WRITING BY THE OWNER OR HIS REPRESENTATIVE.

NO REVISIONS SHALL BE MADE IN THESE PLANS WITHOUT THE APPROVAL OF THE COUNTY ENGINEER.

1. USE STANDARD MANHOLE FRAMES AND COVERS, S-A-117, EXCEPT AS NOTED.
2. USE EXTRA STRENGTH PIPE.
3. USE CEMENT MORTAR FOR ALL VITRIFIED C.LAY PIPE JOINTS.
4. RESURFACE ALL TRENCH WITHIN PAVED AREA TO MEET L. A. COUNTY ROAD DEPT., OR CALIF. STATE HIGHWAY DEPT. REQUIREMENTS IN ACCORDANCE WITH PERMITS.
5. ENCASE FOUR FEET OF SEWER AT POINTS OF INTERFERENCE WITH POLES, CASE III, S-a-172.
6. ~~HOUSE LATERALS TO BE CONSTRUCTED WITH INVERTS AT RIGHT OF WAY LINE PER SELOW SURF. OR PER EXCEPT AS NOTED.~~
7. ALL STRUCTURES SHALL BE BRICK SEWER STRUCTURES, S-A-184, EXCEPT AS NOTED.
8. FOR ALLOWABLE LEAKAGE TEST USE FORMULA NO. 1 SPEC'S., SEC. 54.
9. MANHOLE TOPS IN UNIMPROVED RIGHTS-OF-WAY TO BE 6" ABOVE FINISHED GRADE.
10. THE CONTRACTOR SHALL NOTIFY THE CONSTRUCTION AND STORM DRAIN DIVISION BY TELEPHONE MADISON 9-4743, EXT. 362 AT LEAST 24 HOURS BEFORE STARTING ANY WORK UNDER THIS CONTRACT.

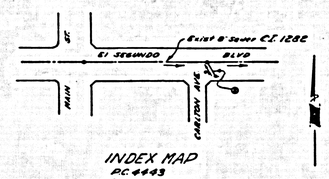

INDEX MAP
P.C. 4443
SCALE: 1"=200'

PROFILE ALIGNMENT AND GRADE OF P.C. 4443
SANITARY SEWERS PAGE 1
TO BE CONSTRUCTED IN
SANITARY SEWER RIGHT OF WAY SOUTH OF EL SEGUNDO BLVD.

25,235

PRIVATE CONTRACT NO. 4443

W.S. 26

1 SHEET ; 2 PAGES

SCALE: VERT. 1"=1 HORIZ. 1"=40' JUNE , 1957

PREPARED IN THE OFFICES OF
T.L. Manning Engineering Co.
By: T. L. Manning
REG. C. E. NO. 7676

FOR LEGEND SEE PLAN NO. S-A-64

NOTE:

GRADES TO WHICH THIS IMPROVEMENT IS TO BE CONSTRUCTED ARE SHOWN ON PLANS AND PROFILES. GRADE POINTS FOR TOP OF CURBS, CENTER LINE OF STREETS, OR CENTER LINE OF ALLEYS ARE SHOWN BY CIRCLES ON PROFILES. AT ALL POINTS BETWEEN DESIGNATED POINTS THE GRADE SHALL BE ESTABLISHED SO AS TO CONFORM TO A STRAIGHT LINE DRAWN BETWEEN SAID DESIGNATED POINTS.

ELEVATIONS ARE IN FEET ABOVE U.S.C.&G.S. SEA LEVEL DATUM OF 1929.

THIS DRAWING AND THE DATA HEREON ARE HEREBY MADE A PART OF THE SPECIFICATIONS.

WORK SHALL BE CONSTRUCTED ACCORDING TO SPECIFICATIONS ON FILE IN THE OFFICE OF THE COUNTY ENGINEER AND SHALL BE PROSECUTED ONLY IN THE PRESENCE OF THE COUNTY ENGINEER

BEFORE WORK CAN BE STARTED, THE CONTRACTOR MUST OBTAIN A PERMIT TO EXCAVATE IN COUNTY STREETS FROM THE L. A. COUNTY ROAD DEPT., 108 W. 2ND ST. AND MAKE A DEPOSIT WITH THE COUNTY ENGINEER, ROOM 324 PAN AMERICAN BUILDING, 252 SO. BROADWAY, SUFFICIENT TO COVER THE COST OF CONSTRUCTION INSPECTION AND RECORD PLANS.

APPROVAL OF THIS PLAN BY THE COUNTY OF LOS ANGELES DOES NOT CONSTITUTE A REPRESENTATION AS TO THE ACCURACY OF THE LOCATION OF OR THE EXISTENCE OR NON-EXISTENCE OF ANY UNDERGROUND UTILITY PIPE, OR STRUCTURE WITHIN THE LIMITS OF THIS PROJECT. THIS NOTE APPLIES TO ALL PAGES.

IF WORK IS TO BE DONE IN A STATE HIGHWAY, A PERMIT MUST BE OBTAINED FROM THE STATE OF CALIFORNIA, DIVISION OF HIGHWAYS, 120 SOUTH SPRING STREET.

COUNTY OF LOS ANGELES, CALIFORNIA

APPROVED, JOHN A. LAMBIE, COUNTY ENGINEER
BY C. H. Hughes
SANITATION ENGINEER

APPROVED, A. M. RAWN, CHIEF ENGINEER
CO. SAN. DIST. NO. 1
BY C. P. Bennett for
OFFICE ENGINEER

CHECKED BY J. V. Wade 9-23-57
OFFICE OF COUNTY ENGINEER, REG. C. E. NO. 9466

APPROVED, INDUSTRIAL WASTE DIVISION
BY Wayne Clark 9-11-57

P.C. 4443 PAGE 2

No Charge
For Connections

25,236

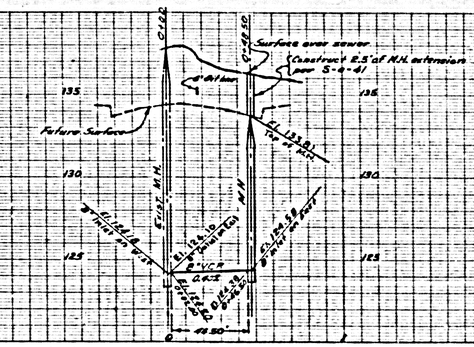

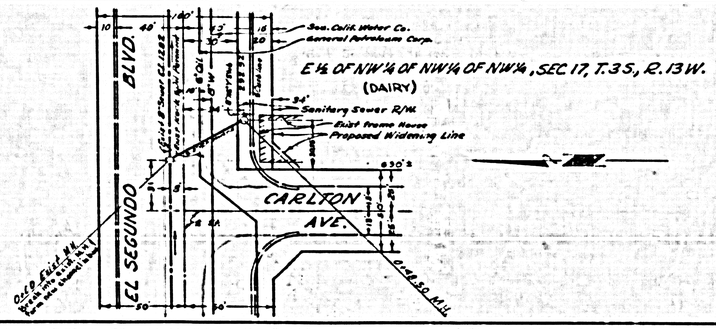
EL SEGUNDO BLVD.
So. Calif. Water Co.
General Petroleum Corp.
E½ OF NW¼ OF NW¼ OF NW¼, SEC 17, T.3S., R.13W.
(DAIRY)
Sanitary Sewer R/W.
Exist Frame House
Proposed Widening Line
CARLTON AVE.
Exist. 8" Sewer C.I. 1282
Exist. 8" Sewer C.I. 1288
Exist. 8" Gas
Exist. 8" Water
Exist. 8" Oil
Exist. 8" Electric
Exist. 8" Telephone
Exist. 8" Sewer
Exist. 8" Sewer
Exist. 8" Sewer