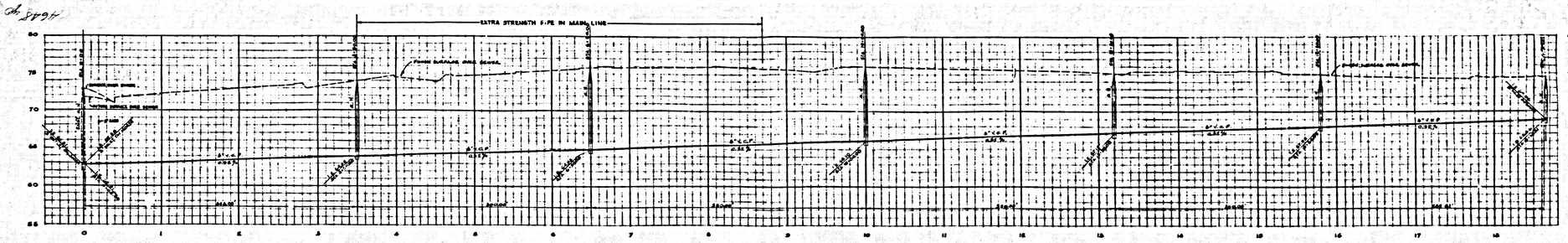


SEWER LINE "A"

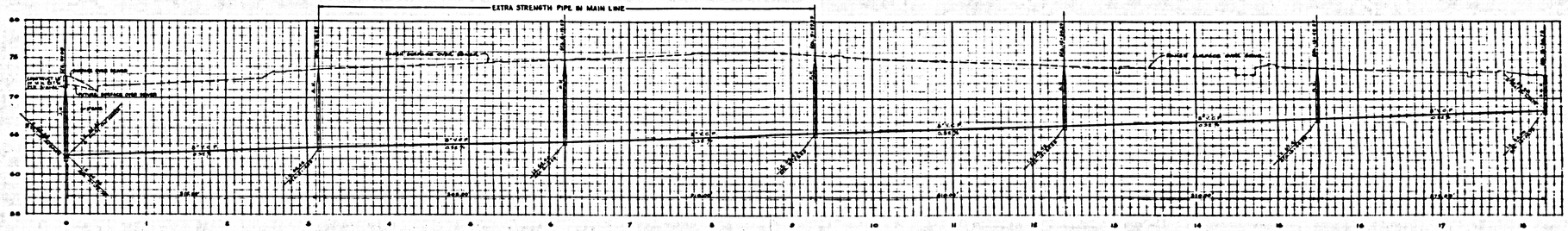


SEWER LINE "B"

SEWER PROFILES

SCALE: HORIZONTAL - 1" = 40'-0"
VERTICAL - 1" = 4'-0"

NOTES:

1. GAS SHUT-OFF VALVES SHALL BE IN CONCRETE BOXES WITH THE TOPS OF BOXES APPROXIMATELY FLUSH WITH THE COVER.
2. ALL PLANTED TREES ARE LINE SIZED UNLESS OTHERWISE SPECIFICALLY NOTED.

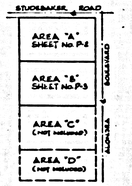


KEY PLAN

SYMBOLS AND ABBREVIATIONS

BENCH MARK

PRIVATE CONTRACT No. 4685
DAIRY VALLEY BLDG. DIST. No. 4-05 4-06
W.S.A. Zone Group 74 L.C.R.
SHEET 3
CITY OF DAIRY VALLEY
CITY OF NORWALK, CALIFORNIA
APPROVED: JOHN A. LAMBE, City Engineer
By [signature]
APPROVED: A. H. Haigh, Chief Engineer
By [signature]
Checked [signature]
Office of City Engineer Eng. C.E. No. 7885

26,023

REVISED FEB. 25, 1958
REVISED FEB. 15, 1958

SEWER PROFILES
CERRITOS JUNIOR COLLEGE
CERRITOS JUNIOR COLLEGE DISTRICT
NORWALK CALIFORNIA

KISTNER, WRIGHT & WRIGHT
ARTHUR J. RENDON & LEWIS K. OSBORN ASSOCIATES
ARCHITECTS & ENGINEERS LOS ANGELES, CALIFORNIA

ARCHITECT
STRUCTURAL ENGINEER
CIVIL ENGINEER
ELECTRICAL ENGINEER
SOIL ENGINEER

SHEET NO. P1

STUDEBAKER ROAD

UNION OIL CO.

PROPERTY LINE

FUTURE EXPANSION

FUTURE EXPANSION

FUTURE EXPANSION

FUTURE SHOP UNIT "J"

SECTION "A-A"

FUTURE SHOP UNIT "K"

FUTURE SHOP UNIT "L"

FUTURE SHOP UNIT "T"

FUTURE SCIENCE UNIT "H"

FUTURE LECTURE HALL UNIT "E"

FUTURE SCIENCE UNIT "F"

FUTURE TECHNOLOGY & INDUSTRY UNIT "M"

FUTURE LIBRARY UNIT "G"

FUTURE BUSINESS EDUCATION UNIT "D"

FUTURE SOCIAL STUDIES UNIT "B"

FUTURE LECTURE HALL UNIT "C"

FUTURE ADMINISTRATION UNIT "A"

ALONDRA BOULEVARD

CROSSDALE ROAD

PLUMBING PLOT PLAN

SCALE 1" = 30'-0"

N

| REVISION DESCRIPTION | DATE | APPV'D | DRWN | REVISION DESCRIPTION | DATE | APPV'D | DRWN | REVISION DESCRIPTION | DATE | APPV'D |
|---|---|---|---|---|---|---|---|---|---|---|

ARCHITECT

STRUCTURAL SUPERVISOR

MECH. & ELEC. ENGR.

APPROVED: DIVISION OF ARCHITECTURE

KISTNER, WRIGHT & WRIGHT
ARTHUR J. RENDON & LEWIS K. OSBORN ASSOCIATES
ARCHITECTS & ENGINEERS LOS ANGELES, CALIFORNIA

REVISED - FEB., 25, '66
REVISED - FEB., 15 '66

P.C. 4685

PLUMBING PLOT PLAN

CERRITOS JUNIOR COLLEGE
CERRITOS JUNIOR COLLEGE DISTRICT
NORWALK, CALIFORNIA

DATE FEB. '66
SCALE 1" = 30'-0"
DRAWN
CHECKED
APPROVED
DRAWING NO. P2
SHEET NO.
NO. OF SHEETS
JOB NO. 24024

24024

P2

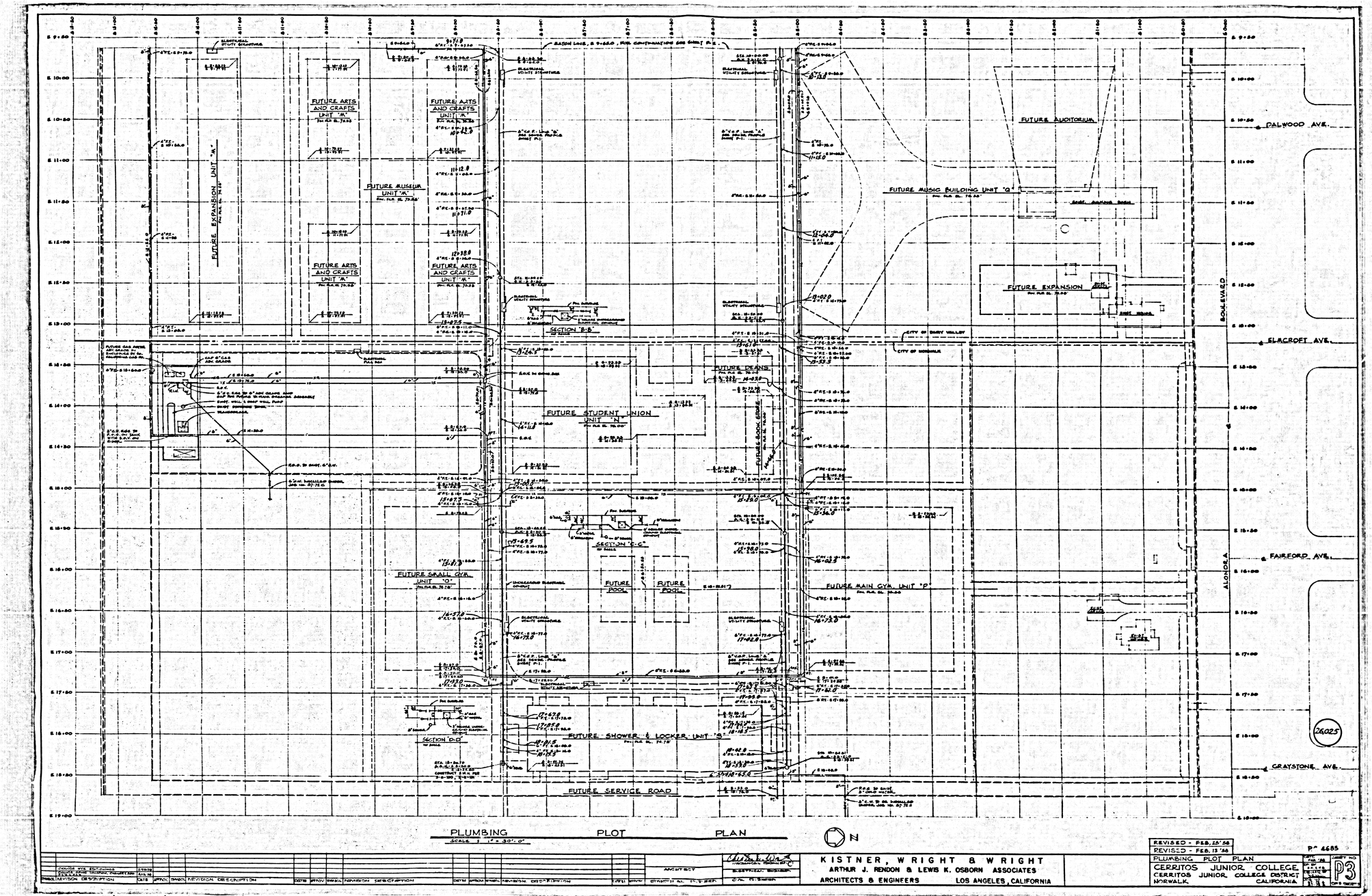


PLUMBING PLOT PLAN
SCALE 1" = 30'-0"

N

| REVISION DESCRIPTION | DATE | APPD. | SYMBOL | REVISION DESCRIPTION | DATE | APPD. | SYMBOL | REVISION DESCRIPTION | DATE | APPD. |
|---|---|---|---|---|---|---|---|---|---|---|
| CHANGE STR. ELEVATIONS | 2-15-56 | | | | | | | | | |
| REVISE ROOF DRAINS, PLUMBING FIXTURES | 2-13-56 | | | | | | | | | |

ARCHITECT
CHRISTIAN WRIGHT
ASSOCIATE
C.W. WISEMAN

KISTNER, WRIGHT & WRIGHT
ARTHUR J. RENDON & LEWIS K. OSBORN ASSOCIATES
ARCHITECTS & ENGINEERS LOS ANGELES, CALIFORNIA

REVISED - FEB. 25 '56
REVISED - FEB. 13 '56
P.C. 4685

PLUMBING PLOT PLAN

CERRITOS JUNIOR COLLEGE
CERRITOS JUNIOR COLLEGE DISTRICT
NORWALK CALIFORNIA

DATE FEB. '56
SCALE AS NOTED
DRAWN
CHECKED
APPROVED
SHEET NO. P3
JOB NO.