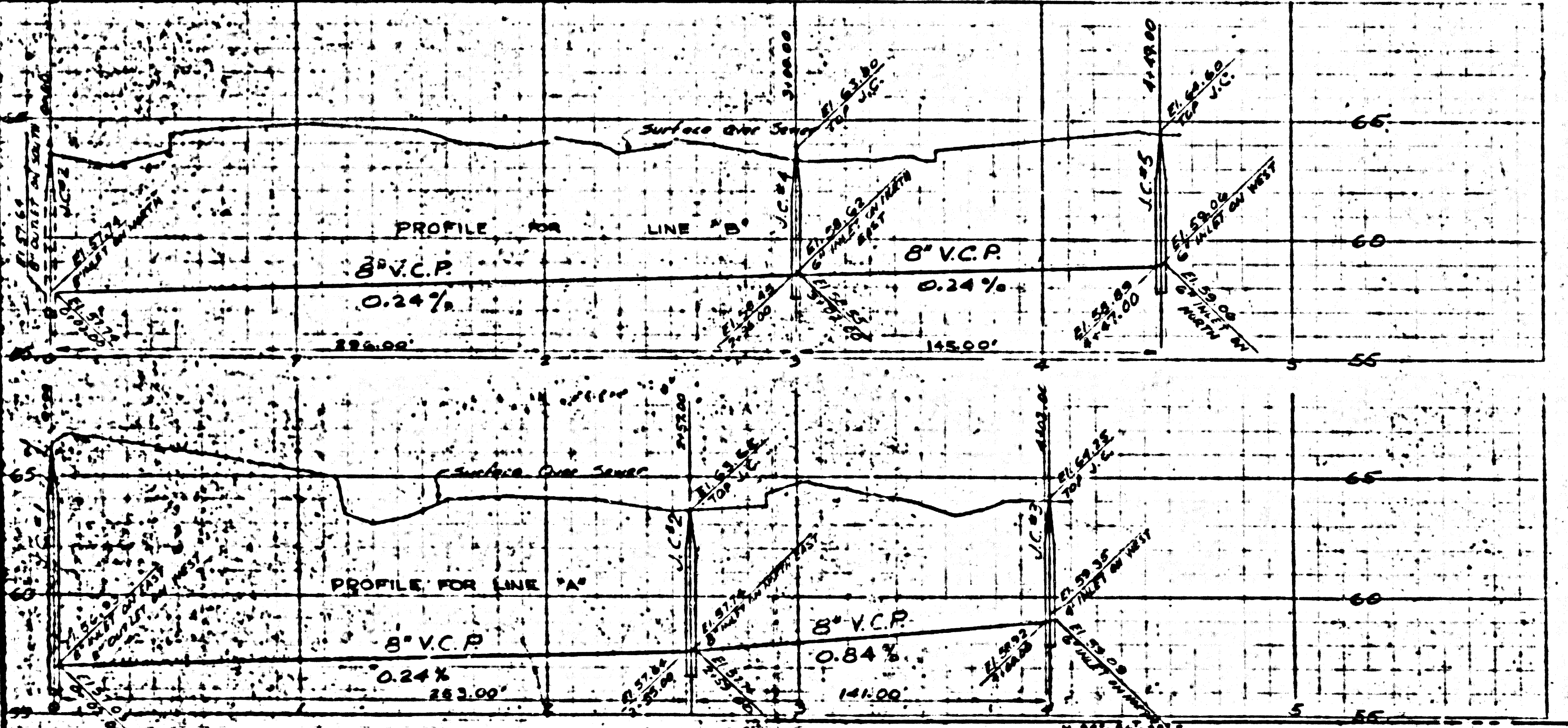
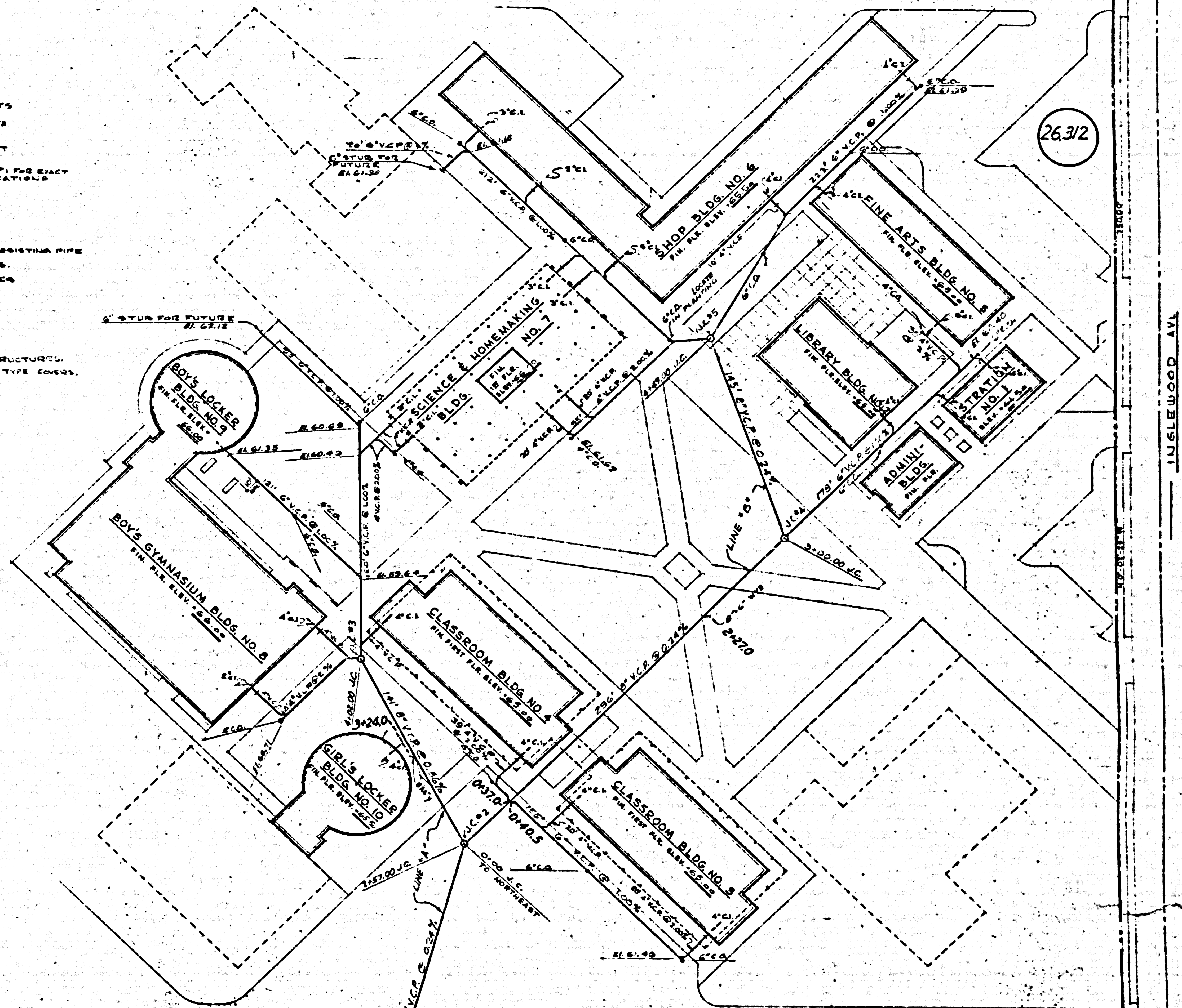


**GENERAL NOTES**

1. BUILDING SERVICE CONNECTIONS ARE APPROXIMATE. SEE PLUMBING PLANS FOR EXACT LOCATIONS.
2. ALL BUILDING CONNECTION SEWERS SHALL BE Laid ON A STRAIGHT LINE AND GRADE AND CONNECTED TO THE MAIN SEWER OR LATERAL WITH WYE OR 1/8 BENDS.
3. HOUSE CONNECTIONS SHALL BE CONNECTED TO FLOOR WASTE OUTLETS THROUGH SUITABLE FITTINGS AND REDUCERS AS REQUIRED.
4. VCP SHALL BE EXTRA STRENGTH PIPE BELOW ALL PAVED AREAS & STANDARD STRENGTH IN ALL OTHER LOCATIONS. JOINTS SHALL BE MADE WITH GHT. 92, UNLESS NOTED OTHERWISE FOR ALL V.C.P. JOINTS.
5. IF ELEVATIONS OR LOCATIONS OF BUILDINGS ARE NOT AS SHOWN WITH CONTRACTOR SHALL ADJUST POSITION THEREWITH SATISFACTORY TO THE ARCHITECT & THE COUNTY OF LOS ANGELES.
6. SEE STANDARD PLANS FOR EXACT PIPE SIZES & FINISH GRADES. SEE DIMS. FOR EXACT ELEVATIONS. SEE SPEC. FOR MINIMUM COVERED SLOPE, ETC., BLDG. LOCATIONS.
7. MINIMUM SIZE OF WYE & 1/8 BENDS AT CONNECTIONS TO MAIN SEWERS OR LATERALS SHALL BE 2" ABOVE THE PIPE INVERT UNLESS OTHERWISE NOTED.
8. SEE PLUMBING DIVISION OF SPECIFICATIONS FOR CLEANOUT, RESURGEMENTS.
9. C.I. = CLEANOUT, V.C.P. = VITRIFIED CLAY PIPE, C.I. = CAST IRON, APPACIO RESISTING PIPE.
10. SEE ARCHITECTURAL & STRUCTURAL DRAWING FOR ADDITIONAL DETAILS.
11. SEE DETAIL (S) FOR REMOVABLE PIPE AND TRENCH LOCATIONS & CLEARANCES FROM BUILDINGS & COVERED WALL FOOTINGS. SEE ARCH. & STRUC. DRAWINGS FOR FOOTING LOCATIONS.
12. THE CONTRACTOR SHALL OBTAIN ALL NECESSARY APPROVALS AND PERMITS REQUIRED FOR THE SEWER SYSTEM. WORK SHALL CONFORM TO ALL REQUIREMENTS OF THE COUNTY OF LOS ANGELES.
13. SEE SITE PLAN & GRADING PLAN FOR LOCATION OF DRAINS & DRAINAGE STRUCTURES.
14. MANHOLE COVERS FOR 12" x 12", 18" x 18", 24" x 24", & 30" x 30" SHALL BE WATER-TIGHT, LOCKING TYPE COVERS.

BRANCH MARK 1  
 C.S. MAN. AT CENTER LINE  
 INTERSECT. OF INGLEWOOD AVENUE  
 AND HOLLYWOOD AVENUE  
 ELEV. 77.538  
 (1983 C.S. FINISH ELEV. = 69.926)



- Notes for 8" sewer & manholes:
1. NO REPRESENTATIONS OF THE COUNTY ENGINEER WILL SURVEY OR ADOPT ANY PORTIONS OF THE WORK.
  2. NO REVISIONS SHALL BE MADE IN THESE PLANS WITHOUT APPROVAL OF THE COUNTY ENGINEER.
  3. USE STANDARD MANHOLES, PIPES AND COVERS, 8" x 11", EXCEPT AS NOTED.
  4. USE STANDARD STRENGTH PIPE, EXCEPT AS NOTED.
  5. USE C.P.T. 92, 1" WIDE x 1/2" DEEP, 90° SPEED-SEAM FOR ALL V.C.P. JOINTS PER COUNTY SPEC. SEC. 16 & 18.
  6. RESURFACE ALL TRENCH WITHIN GRADES AREA TO MEET LOS ANGELES COUNTY ROAD DEPARTMENT'S CALIFORNIA STATE HIGHWAY REQUIREMENTS, IN ACCORDANCE WITH PERMITS.
  7. ENCASE FOUR FEET OF SEWER AS POINTS OF INTERFERENCE WITH PIPES AS SHOWN BY NOTES.
  8. ALL STRUCTURES SHALL BE BRICK SEWER STRUCTURES UNLESS OTHERWISE NOTED.
  9. FOR ALLOWABLE LEAKAGE TEST USE FORMULA AS COUNTY SPEC. SEC. 14.

ELEVATIONS ARE IN FEET ABOVE U.S.C.G.S. SEA LEVEL DATUM OF 1929.

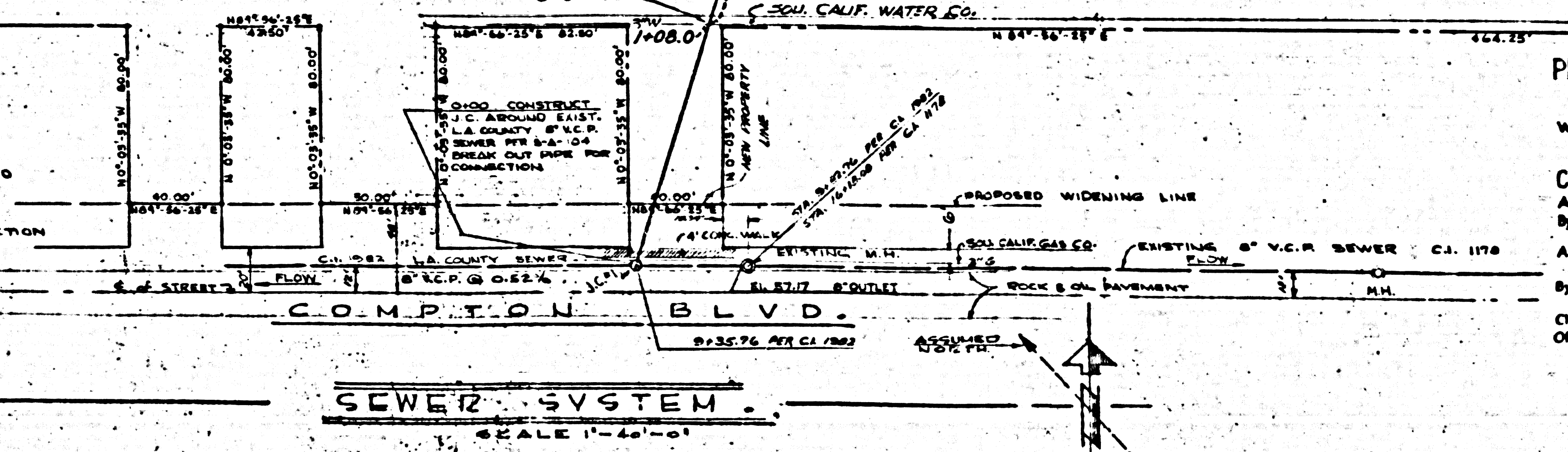
THIS DRAWING AND THE DATA HEREON ARE HEREBY MADE A PART OF THE SPECIFICATIONS.

WORK SHALL BE CONSTRUCTED ACCORDING TO SPECIFICATIONS ON FILE IN THE OFFICE OF THE COUNTY ENGINEER AND SHALL BE PROHIBITED ONLY IN THE PRESENCE OF THE COUNTY ENGINEER.

BEFORE WORK CAN BE STARTED, THE CONTRACTOR MUST OBTAIN A PERMIT TO EXCAVATE IN COUNTY STREETS FROM THE L.A. COUNTY ROAD DEPARTMENT, JOB WEST SECOND STREET AND A PERMIT TO CONVEY CONSTRUCTION MATERIAL AND DEBRIS FROM THE COUNTY ENGINEER, ROOM 324, 533 SOUTH BROADWAY.

IF WORK IS TO BE DONE IN A STATE HIGHWAY, A PERMIT MUST BE OBTAINED FROM THE STATE OF CALIFORNIA, DIVISION OF HIGHWAYS, 178 SOUTH SPRING STREET.

APPROVAL OF THIS PLAN BY THE COUNTY OF LOS ANGELES DOES NOT CONSTITUTE A REPRESENTATION AS TO THE ACCURACY OF THE LOCATION OF OR THE EXISTENCE OR NON-EXISTENCE OF ANY UNDERGROUND UTILITY, PIPE OR STRUCTURE WITHIN THE LIMITS OF THIS PROJECT.



PRIVATE CONTRACT No. 4728  
 LENNOX BLDG. DIST. No. 7  
 W.S. 25 Route Grade 69, G-5  
 SHEETS 1

COUNTY OF LOS ANGELES, CALIFORNIA  
 APPROVED, JOHN A. LAMBE, County Engineer  
 By: [Signature]  
 APPROVED, A. M. BAWN, Chief Engineer  
 By: [Signature]  
 Checked: [Signature] Office Engineer  
 Office of County Engineer Reg. C.E. 17

NOTE: THE BOARD APPROVAL OF THE COUNTY ENGINEER APPLIES TO 8" MAIN LINE SEWER & MANHOLES ONLY.

ALL dimensions shown on conditions of this plan are to be maintained unless otherwise specified. Accuracy shall conform to the contract.	These plans and specifications in connection therewith have been prepared for a specific site. Any and all responsibility for their use in whole or in part at any other site is hereby disclaimed by the architect.	E. [Signature]	APPROVED: [Signature]	REVISIONS:	JOB FILE NO. 334	SEWER	MECHANICAL SITE PLAN	DRAWING NUMBER M-1
			DRAWN BY: [Signature]	CHECKED BY: [Signature]	LAWDALE HIGH SCHOOL CENTINELA VALLEY UNION HIGH SCHOOL DISTRICT FLEWELLING and MOODY - ARCHITECTS	L.A. COUNTY		