B.M. – TE-914, ELEV. 401.703, F.B. 1642, PG. 48, BROADWAY (NO. SIDE) AT WILLARD AVE. BT. SPK. IN CURB AT W. SIDE OF DRIVE.

CITY OF TEMPLE CITY BLDG. DIST. NO. 5

NOTES:

1. PROVIDE STAKES ON THE PROPERTY LINE OR PROPERTY LINES PRODUCED AT RIGHT ANGLES TO THE SEWER LINE AT THE CENTER LINE OF EACH MANHOLE.
2. NO REPRESENTATIVE OF THE COUNTY ENGINEER WILL SURVEY OR LAY OUT ANY PORTION OF THE WORK.
3. THE OWNER OR HIS AUTHORIZED REPRESENTATIVE SHALL FURNISH THE COUNTY ENGINEER WITH GRADE SHEETS AND STATIONING FOR ALL HOUSE LATERALS AND Y BRANCHES AND SHALL PROVIDE STAKES FOR THEM AT THEIR PROPER LOCATIONS WITH STATIONING PLAINLY MARKED. ANY CHANGE IN LOCATION SHALL BE REQUESTED IN WRITING BY THE OWNER OR HIS REPRESENTATIVE
4. THE PRIVATE ENGINEER SHALL FURNISH THE HOUSE LATERAL DEPTH AT THE PROPERTY LINE BELOW THE TOP OF CURB ELEVATION FOR EACH HOUSE LATERAL ON THE GRADE SHEET.
5. NO REVISIONS SHALL BE MADE IN THESE PLANS WITHOUT THE APPROVAL OF THE COUNTY ENGINEER.
6. USE STANDARD MANHOLE FRAMES AND COVERS, S-a 131.
7. USE STANDARD STRENGTH PIPE.
8. USE CEMENT MORTAR OR "WEBBA-LOCK" OR "SPEED-SEAL" FOR ALL V.C.P. JOINTS PER SPEC'S. SECS. 36 & 48.
9. ~~BACKFILL ALL TRENCH WITHIN PAVED AREA TO MEET L.A. COUNTY ROAD DIV. OR CALIF. STATE HIGHWAY REQUIREMENTS IN ROADWAYS WITH PAVEMENT~~
10. ENCASE FOUR FEET OF SEWER AT POINTS OF INTERFERENCE WITH POLES, CASE III, S-a 172.
11. HOUSE LATERALS TO BE CONSTRUCTED WITH "Y" ABSOLUTELY FLAT AND 1/4" RISE PER FOOT TO PROPERTY LINE.
12. ALL STRUCTURES SHALL BE BRICK SEWER STRUCTURES, S-a 130.
13. FOR ALLOWABLE LEAKAGE TEST USE FORMULA NO. 1 SPEC'S. SEC. 54.
14. MANHOLE TOPS IN UNIMPROVED RIGHTS-OF-WAY TO BE LEVEL WITH FINISHED GRADE.
15. THE CONTRACTOR SHALL NOTIFY THE CONSTRUCTION DIVISION BY TELEPHONE, MADISON 9-4147, EXT. 8489, AT LEAST TWENTY-FOUR HOURS BEFORE STARTING ANY WORK UNDER THIS CONTRACT.
16. STANDARD SPECIFICATIONS DATED JAN. 1, 1960 SHALL BE USED IN THE CONSTRUCTION OF THIS PROJECT.

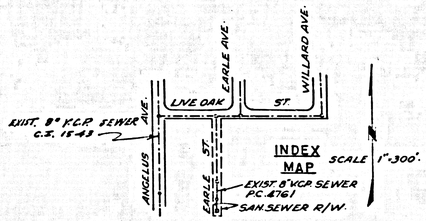

NO CHARGE FOR CONNECTIONS.
Wily Lee 8/27/60

PROFILE ALIGNMENT AND GRADE OF P.C. 5485

SANITARY SEWERS PAGE 1

TO BE CONSTRUCTED IN J.N. 0353.21

A SANITARY SEWER RIGHT-OF-WAY SOUTH OF EARLE STREET.

PRIVATE CONTRACT NO. 5485.

W.S. 44

1 SHEET ; 2 PAGES

SCALE: VERT. 1"=5' HORIZ. 1"=50'

MARCH, 1960.

PREPARED IN THE OFFICES OF
ALDERMAN & SWIFT.
CONSULTING ENGINEERS.
SOUTH PASADENA CALIFORNIA

By Frank A. Swift
REG. C. E. NO. 10821

29,998

FOR LEGEND SEE PLAN NO. S-A-64

NOTE:

GRADES TO WHICH THIS IMPROVEMENT IS TO BE CONSTRUCTED ARE SHOWN ON PLANS AND PROFILES. GRADE POINTS FOR TOP OF CURBS, CENTER LINE OF STREETS, OR CENTER LINE OF ALLEYS ARE SHOWN BY CIRCLES ON PROFILES. AT ALL POINTS BETWEEN DESIGNATED POINTS THE GRADE SHALL BE ESTABLISHED SO AS TO CONFORM TO A STRAIGHT LINE DRAWN BETWEEN SAID DESIGNATED POINTS.

ELEVATIONS ARE IN FEET ABOVE U.S.C. & G.S. MEAN LOW WATER OF 1929.

THIS DRAWING AND THE DATA HEREON ARE HEREBY MADE A PART OF THE SPECIFICATIONS.

WORK SHALL BE CONSTRUCTED ACCORDING TO SPECIFICATIONS ON FILE IN THE OFFICE OF THE COUNTY ENGINEER AND SHALL BE PROSECUTED ONLY IN THE PRESENCE OF THE COUNTY ENGINEER.

BEFORE WORK CAN BE STARTED THE CONTRACTOR MUST OBTAIN A PERMIT TO EXCAVATE IN COUNTY STREETS FROM THE L.A. COUNTY ROAD DIV. DISTRICT OFFICE NO. 1 AND PAY FEE TO THE COUNTY ENGINEER, ROOM 816 PAN AMERICAN BUILDING, 303 SO. BROADWAY, SUFFICIENT TO COVER THE COST OF CONSTRUCTION INSPECTION AND RECORD PLANS.

APPROVAL OF THIS PLAN BY THE COUNTY OF LOS ANGELES DOES NOT CONSTITUTE A REPRESENTATION AS TO THE ACCURACY OF THE LOCATION OR OR THE EXISTENCE OR NON-EXISTENCE OF ANY UNDERGROUND UTILITY PIPE, OR STRUCTURE WITHIN THE LIMITS OF THIS PROJECT. THIS NOTE APPLIES TO ALL PAGES.

IF WORK IS TO BE DONE IN A STATE HIGHWAY, A PERMIT MUST BE OBTAINED FROM THE STATE OF CALIFORNIA, DIVISION OF HIGHWAYS, 120 SOUTH SPRING STREET.

COUNTY OF LOS ANGELES, CALIFORNIA

APPROVED, JOHN A. LAMBIE, COUNTY ENGINEER — APPROVED, C.A. COMPTON, CHIEF ENGINEER

BY C.E. Brunet, ASST. SANITATION ENGINEER — BY G. Northrup, OFFICE ENGINEER — COUNTY DIST. NO. 15

CHECKED BY Sk. Dale 10-10-60

OFFICE OF COUNTY ENGINEER, REG. C. E. NO. 9486

SUBMITTED: N. F. Brownsberger
SAN GABRIEL VALLEY REGIONAL ENGINEER

P.C. 5485 PAGE 2

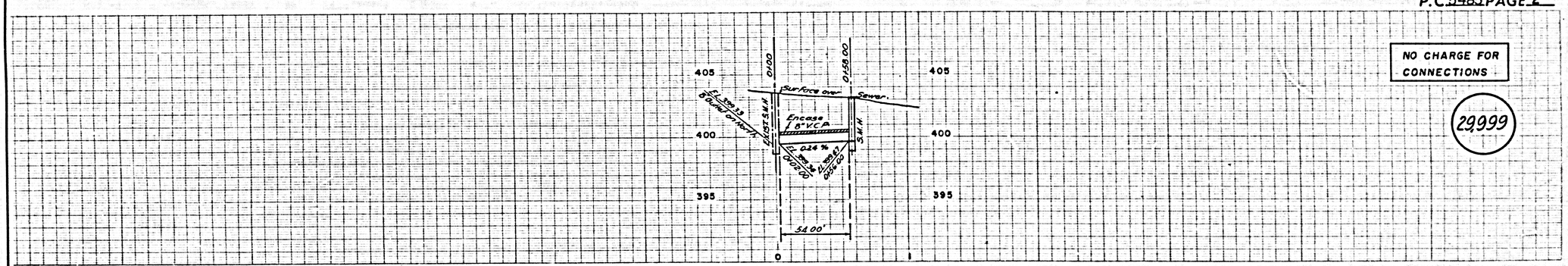

NO CHARGE FOR CONNECTIONS

29,999

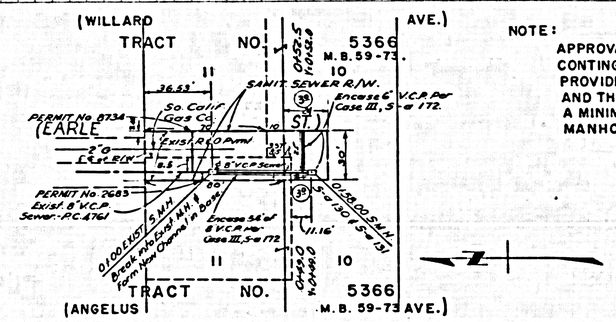

NOTE:

APPROVAL OF THE MAIN LINE SEWER EXTENSION IS CONTINGENT UPON THE PROPERTY BEING FILLED TO PROVIDE A MANHOLE DEPTH OF AT LEAST 3.5 FEET AND THE FLOOR ELEVATIONS OF THE HOUSES TO BE A MINIMUM OF 2 FEET ABOVE THE TOP OF THE MANHOLE.