

4022 29 2VA MATW07

BM - ANY JOB ELEV. 263.00  
C&G 2177 A, 60 - LA CENESA  
ALMA & HOLLOWAY DR, N.W. COR. FT. ST.  
IN CURB 10' S.W. OF N END CR.  
4 W END OPEN DASH

# WEST HOLLYWOOD BLDG. DIST. NO. 9

PROFILE ALIGNMENT AND GRADE OF  
**SANITARY SEWERS** PAGE 1  
TO BE CONSTRUCTED IN  
**FOUNTAIN AVE.**

PRIVATE CONTRACT NO. 5504

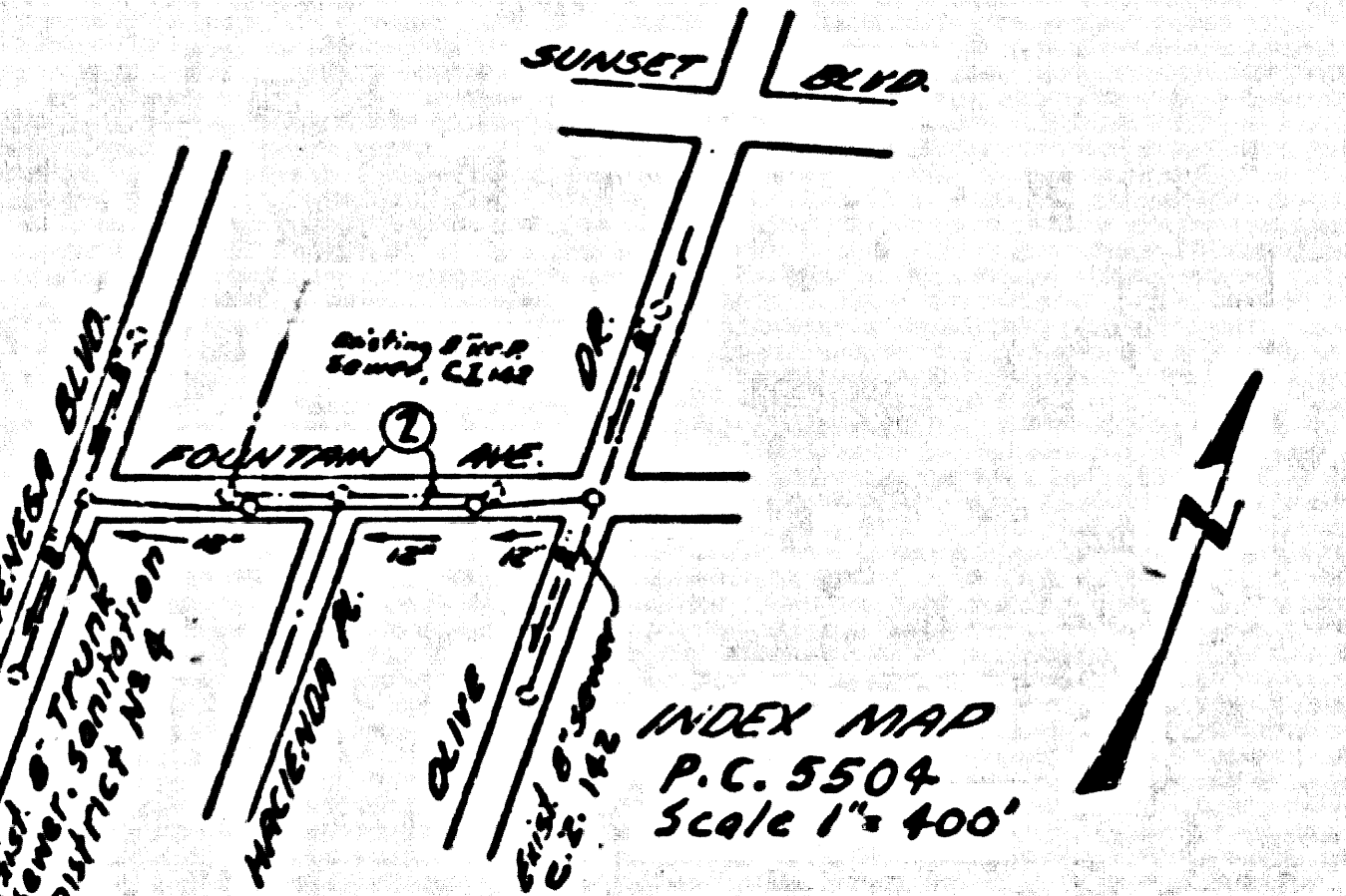
W.S. 22  
1 SHEETS; 2 PAGES  
SCALE: VERT. 1" = 4'  
HORIZ. 1" = 40' AUGUST, 1961  
PREPARED IN THE OFFICES OF

31709

- NOTES:
1. PROFILE STAKES ON THE PROPERTY LINE OR PROPERTY LINES PRODUCED AT RIGHT ANGLES TO THE SEWER LINE AT THE CENTER LINE OF EACH MANHOLE.
  2. NO REPRESENTATIVE OF THE COUNTY ENGINEER WILL SURVEY OR LAY OUT ANY PORTION OF THE WORK.
  3. THE CONTRACTOR OR THE AUTHORIZED REPRESENTATIVE SHALL FURNISH THE COUNTY ENGINEER WITH GRADE SHEETS AND: REVISIONS FOR ALL CHANGES AND REVISIONS TO BE MADE. THESE SHEETS SHALL BE RETURNED TO THE COUNTY ENGINEER WITHIN THE SPECIFIED TIME FRAME. REVISIONS TO BE MADE SHALL BE MADE IN THE MANNER SPECIFIED BY THE COUNTY ENGINEER.
  4. THE CONTRACTOR SHALL FURNISH THE HOUSE LATERAL DRAIN AT THE PROPERTY LINE BEHIND THE POE OF THE SEWER LINE. THESE HOUSE LATERALS SHALL BE 4" DIA. V.C.P.
  5. NO REVISIONS SHALL BE MADE IN THESE PLANS WITHOUT THE APPROVAL OF THE COUNTY ENGINEER.
  6. USE STANDARD MANHOLE FRAMES AND COVERS, S-117, 24" DIA. 12" HIGH.
  7. USE EXTRA STRENGTH PIPE. ALL PIPE IS STANDARD DEPTH EXCEPT AS NOTED.
  8. USE "WEDGE-LOCK" OR "WEDG-SEAL" FOR ALL V.C.P. JOINTS PER SPECS, SECS. 14 & 15.
  9. BRACE ALL TRENCH WITHIN RATED AREA TO MEET L.A. COUNTY ROAD DEPT. OR CALIF. STATE HIGHWAY REQUIREMENTS IN ACCORDANCE WITH PERMITS.
  10. BRACE AND SHORING OF EXISTING STRUCTURES SHALL BE THE RESPONSIBILITY OF THE CONTRACTOR.
  11. CONSULT J. BATTIN, L.A. COUNTY ROAD DEPT. CA 5-1675 EXT 76244 FOR TRAFFIC CONTROL REQUIREMENTS.
  12. ALL STRUCTURES SHALL BE BRICE SEWER STRUCTURES, S-114, 24" DIA. 12" HIGH.
  13. FOR ALLOWABLE LEAKAGE TEST USE FORMULA NO. 1, SPECS, SEC. 14.
  14. BATTLES TO BE FABRICATED FROM 6" X 6" REDWOOD AND FASTENED TOGETHER.
  15. THE CONTRACTOR SHALL NOTIFY THE CONSTRUCTION DIVISION BY TELEPHONE, MADISON 5-414, AT LEAST TWENTY-FOUR HOURS BEFORE STARTING ANY WORK UNDER THIS CONTRACT.
  16. L.A. COUNTY SPECIFICATIONS FOR SANITARY SEWERS DATED OCTOBER 10, 1960 APPLY IN THE CONSTRUCTION OF THIS PROJECT.
  17. ALL PLANS TO BE MAINTAINED DURING CONSTRUCTION.

NO CONNECTIONS FOR THE DISPOSAL OF INDUSTRIAL WASTES SHALL BE MADE TO SEWERS SHOWN ON THESE DRAWINGS WITHOUT WRITTEN PERMISSION FROM THE CHIEF ENGINEER AND GENERAL MANAGER OF THE COUNTY SANITATION DISTRICTS.

BEFORE BREAKING INTO ANY EXISTING STRUCTURE AND BEFORE FINAL ACCEPTANCE OF THIS WORK, COUNTY SANITATION DISTRICT (DJ 4-1281) SHALL BE NOTIFIED IN ORDER THAT REQUIRED INSPECTION CAN BE MADE.



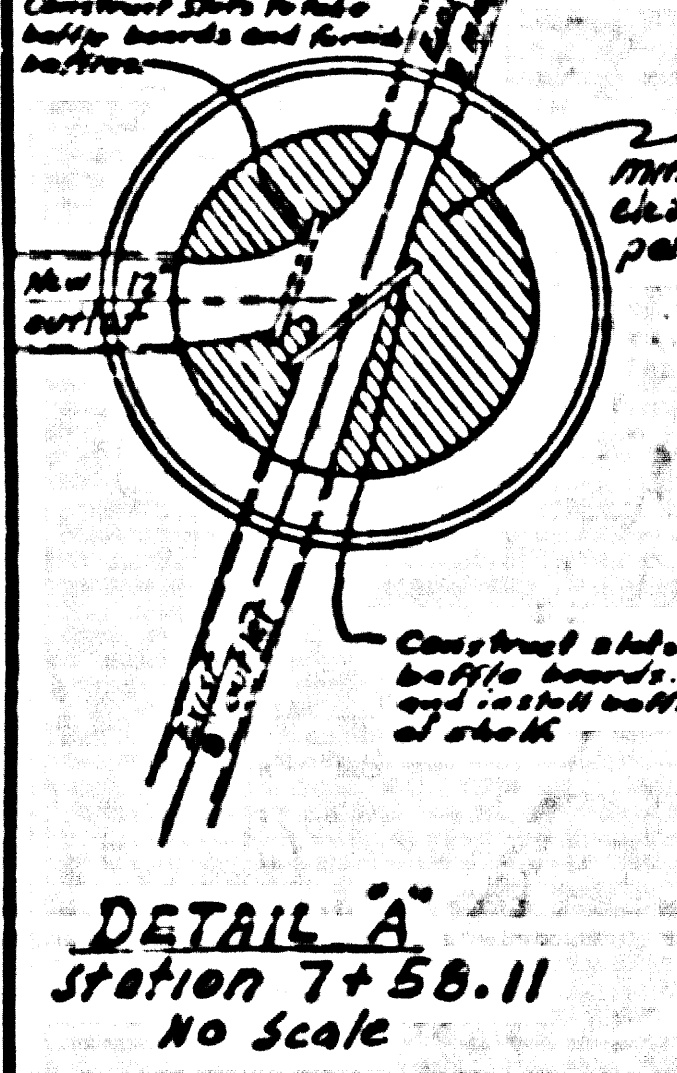
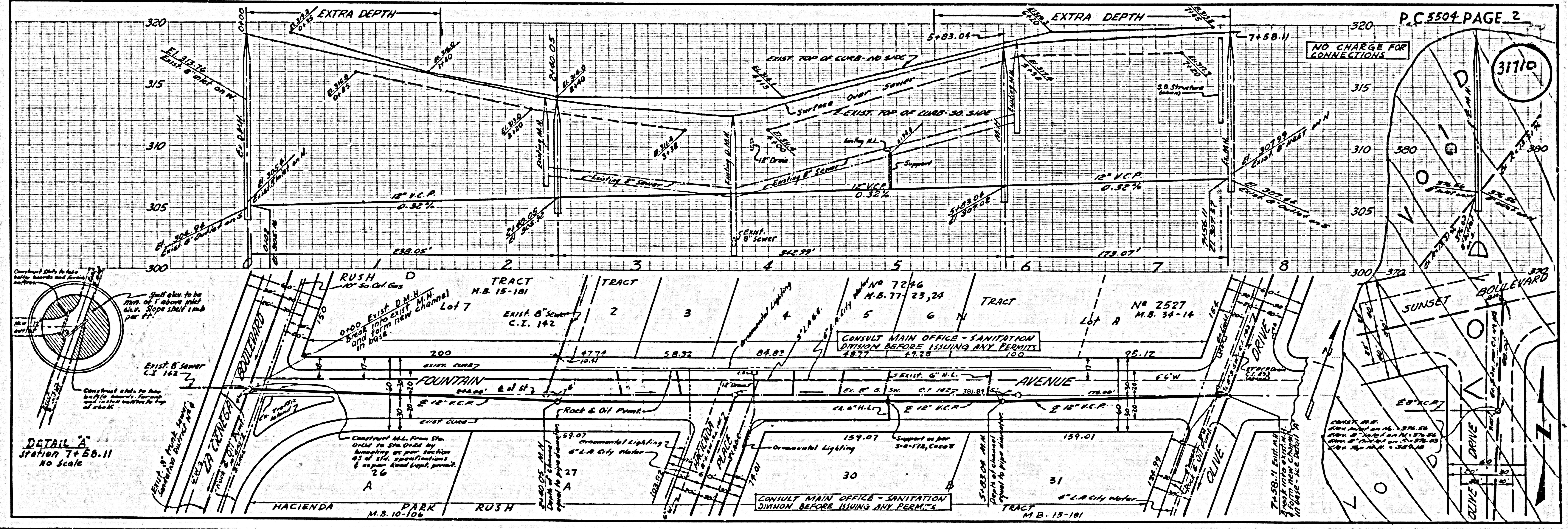
NO CHARGE FOR CONNECTIONS  
*Paul J. Jarama*

CONSULT MAIN OFFICE - SANITATION DIVISION BEFORE ISSUING ANY HOUSE CONNECTION PERMITS.

NOTICE TO CONTRACTOR:  
ALL THE EXISTING SEWER AND EXISTING SUBSTRUCTURES HAVE BEEN TAKEN FROM RECORDS AND THEIR CONNECTIONS AND COMPLETENESS IS IN NO WAY GUARANTEED. IT SHALL BE THE CONTRACTOR'S RESPONSIBILITY TO LOCATE ALL UNDERGROUND LINES OF EVERY NATURE WHETHER SHOWN HEREON OR NOT AND PROTECT THEM FROM DAMAGE. THE CONTRACTOR SHALL BE RESPONSIBLE FOR THE PROTECTION OF ALL LINES LOCATED BY ANY OPERATION IN CONNECTION WITH THE PROSECUTION OF THIS WORK.

COUNTY OF LOS ANGELES, CALIFORNIA  
APPROVED, JOHN A. LAMBIE, COUNTY ENGINEER  
APPROVED, JOHN D. PARQUETT, CHIEF ENGINEER  
BY *B. H. Hughes* SANITATION ENGINEER  
BY *J. D. Parquett* CHIEF ENGINEER  
CHECKED BY *J. D. Parquett* 10-16-61  
OFFICE OF COUNTY ENGINEER, REG. C. E. NO. 7448

2389 5 70 5 2 12389



NO CHARGE FOR CONNECTIONS  
*Paul J. Jarama*

31710

Trim Line