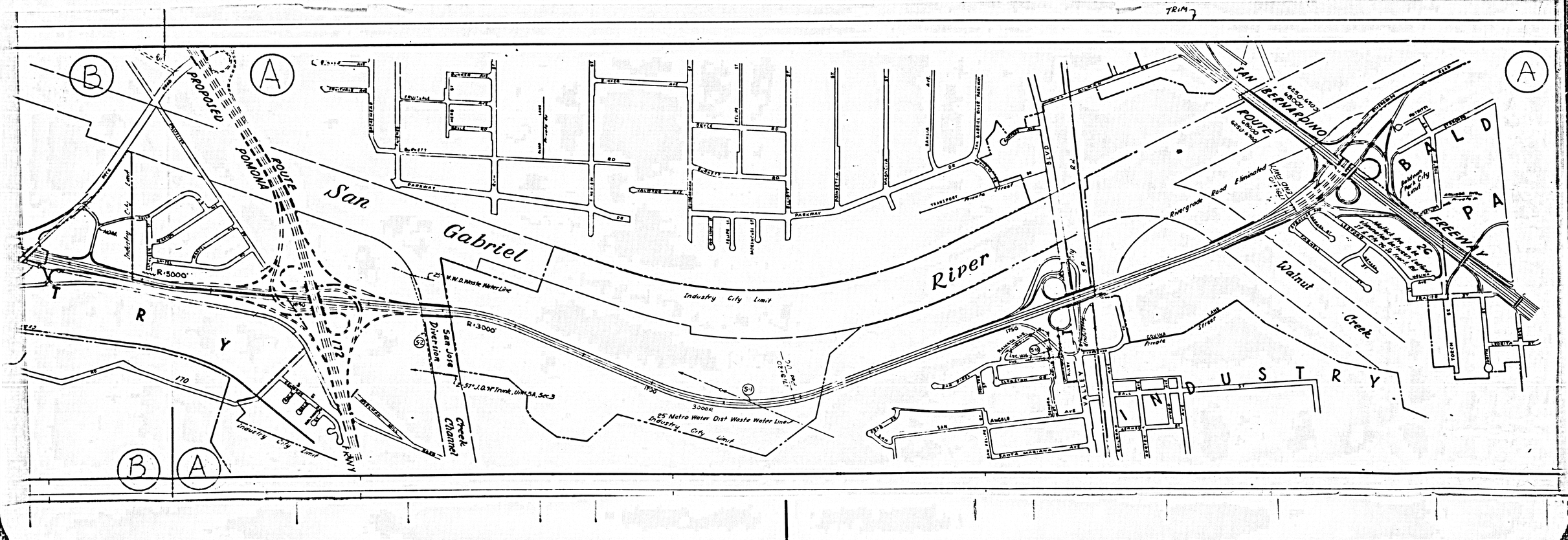
TRIM
PROPOSED
POMONA
ROUTE
San
Gabriel
River
Industry City Limit
R-3000'
R-1-7500
R-1-6000
R-3000
W.N.D. Waste Water Line
San Jose
Diversion
Creek
Channel
2-57" J.O. 74" Trunk, U.M.W.D. Sec 3
1930
3000K
25" Metro Water Dist Waste Water Line
Industry City Limit
SAN BERNARDINO
ROUTE
Rivergrade Road
Eliminated
Walnut
Creek
Private
Street
Lane
Private
Street
Parkway
Private Street
FREEWAY
Widened for 4-44' Freeway
2-44' Frontage Roads
Widened for 4-44' Freeway
2-44' Frontage Roads
Future Ultimate Right of Way Line
Future Ultimate Right of Way Line
Future Ultimate Right of Way Line

TRIM 7

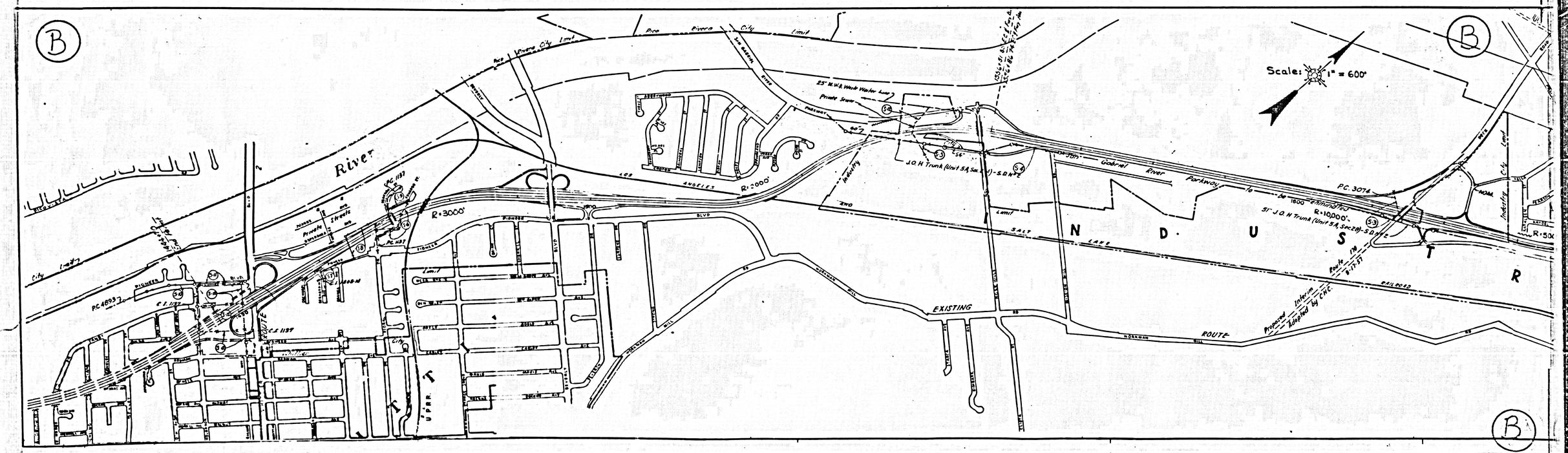
B
Pico Rivera City limit
San Gabriel River
25" M.W.D. West Water Line
Private Street
Pathway
Los Angeles
R=2000'
R=3000'
Pioneer
Blvd
Private Driveway
Streets
P.C. 1197
P.C. 1198
P.C. 1199
P.C. 1200
P.C. 1201
P.C. 1202
P.C. 1203
P.C. 1204
P.C. 1205
P.C. 1206
P.C. 1207
P.C. 1208
P.C. 1209
P.C. 1210
P.C. 1211
P.C. 1212
P.C. 1213
P.C. 1214
P.C. 1215
P.C. 1216
P.C.

DIST	COUNTY	ROUTE	SEC.
VII	LA	170	B

Dist. Eng. Dist.

Approved

P.C. 5599, Sheet S-1
Approved, C.R. Compton, Chief Engineer
County Sanitation District No 2
By [signature]
OFFICE ENGINEER

34272

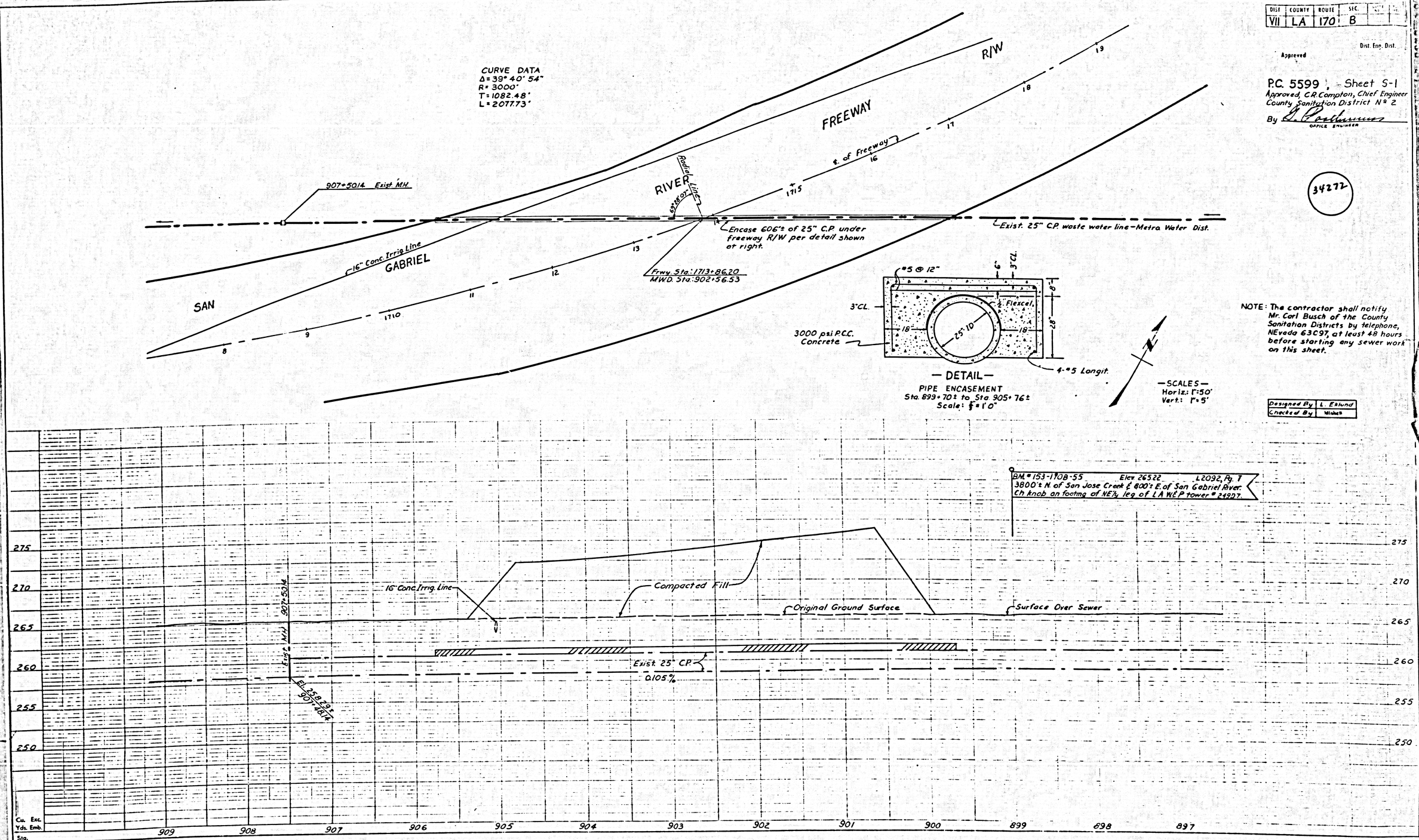

B.P.R. REG. No.	STATE	FEDERAL PROJECT NO.	FISCAL YEAR	SHEET NO.	TOTAL SHEETS
7	CALIF.				

DIS	COUNTY	ROUTE	SECTION	SHEET NO.	TOTAL SHEETS
VII	LA	170			

DISTRICT ENGINEER

APPROVED

34273

PLAN OF SANITARY SEWERS TO BE RECONSTRUCTED UNDER PRIVATE CONTRACT Nº 5599

SHEET 5-2 W.S.37 MARCH, 1961

SCALES: Horiz.: 1"=50'; Vert.: 1"=5'

APPROVED, C.R. COMPTON, CHIEF ENGINEER
COUNTY SANITATION DISTRICT Nº 2
BY
OFFICE ENGINEER

Traced	N. Wong
Checked	N. Mitchell

NOTE: The Contractor shall notify Mr. Carl Busch of the County Sanitation District by telephone, NEvada 63057, at least 48 hours before starting any sewer work on this sheet.

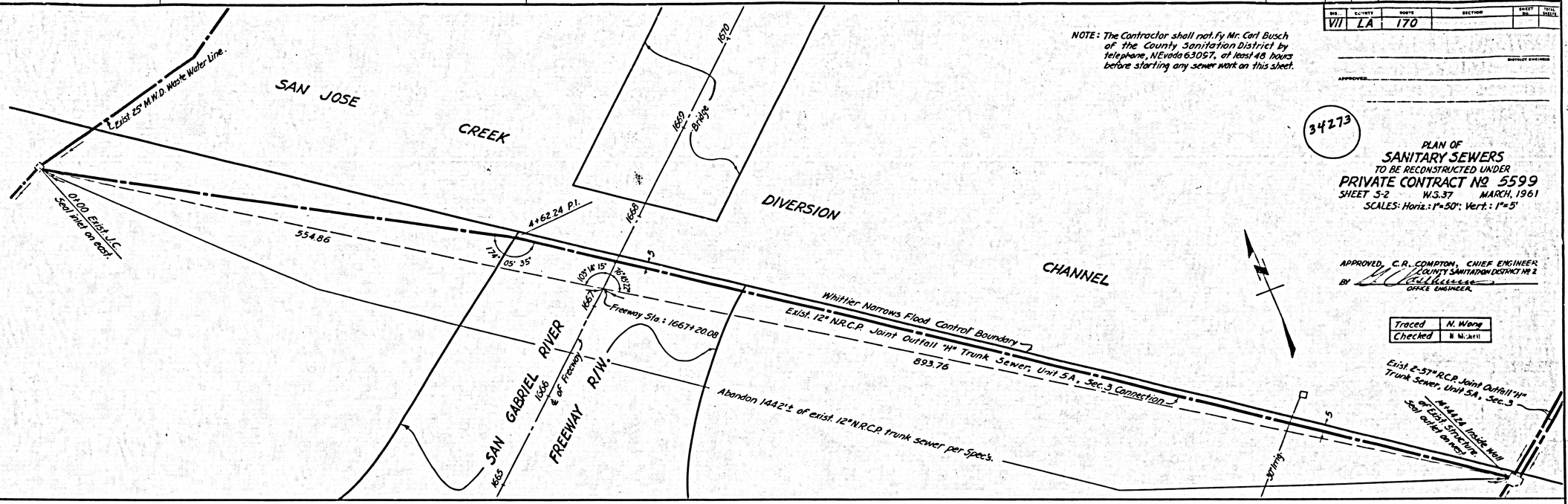

Project Engineer	Date	Design Engineer	Date	Approval Recommended By	Date

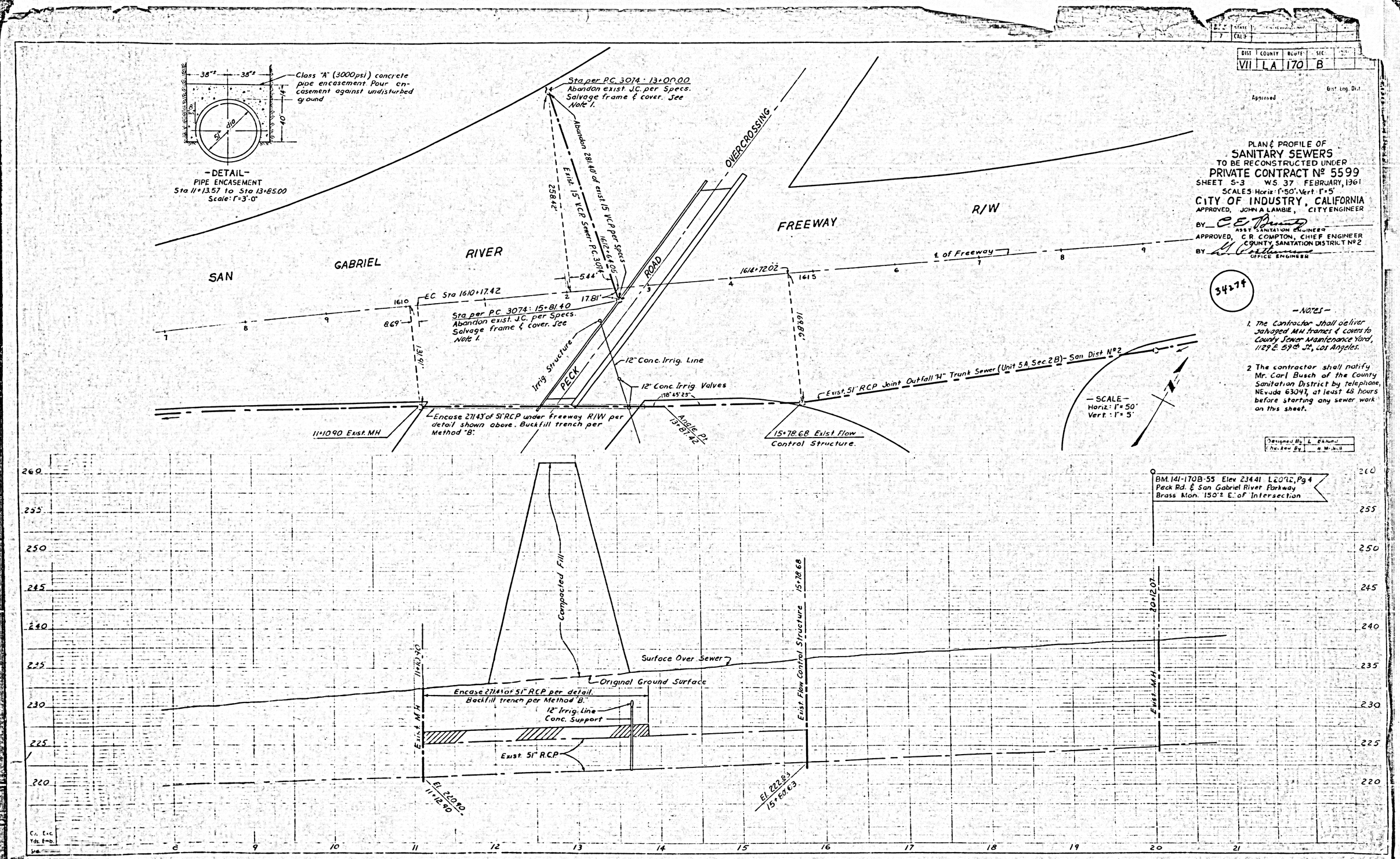

DIST VII
COUNTY LA
ROUTE 170
SEC B
Dist. Eng. Dist.
Approved
PLAN & PROFILE OF
SANITARY SEWERS
TO BE RECONSTRUCTED UNDER
PRIVATE CONTRACT Nº 5599
SHEET S-3 WS 37 FEBRUARY, 1961
SCALES Horiz: 1"=50', Vert: 1"=5'
CITY OF INDUSTRY, CALIFORNIA
APPROVED, JOHN A LAMBIE, CITY ENGINEER
BY C. E. Brunty
ASST. SANITATION ENGINEER
APPROVED, C.R. COMPTON, CHIEF ENGINEER
COUNTY SANITATION DISTRICT Nº 2
BY G. Costhumer
OFFICE ENGINEER
34274
-NOTES-
1. The Contractor shall deliver salvaged MH frames & covers to County Sewer Maintenance Yard, 1129 E. 59th St., Los Angeles.
2. The contractor shall notify Mr. Carl Busch of the County Sanitation District by telephone, NEvada 63047, at least 48 hours before starting any sewer work on this sheet.
Designed By L. Eklund
Checked By H. Mitchell
-DETAIL-
PIPE ENCASEMENT
Sta 11+13.57 to Sta 13+85.00
Scale: 1"=3'-0"
Class "A" (3000psi) concrete pipe encasement. Pour encasement against undisturbed ground
38"±
38"±
14"
40"
51" dia
Sta per P.C. 3074 : 13+00.00
Abandon exist. J.C. per Specs. Salvage frame & cover. See Note 1.
Abandon 281.40' of exist. 15" VCP per Specs
Exist. 15" V.C.P. Sewer P.C. 3074
1612+64.05
258.42'
5.44'
17.81'
OVERCROSSING
FREEWAY
R/W
SAN
GABRIEL
RIVER
ROAD
PECK
℄ of Freeway
1614+72.02
1615
1610
EC Sta 1610+17.42
8.69'
131.91'
169.86'
Sta per P.C. 3074: 15+81.40
Abandon exist. J.C. per Specs. Salvage frame & cover. See Note 1.
Irrig. Structure
12" Conc. Irrig. Line
12" Conc. Irrig. Valves
178° 45' 25"
Exist. 51" RCP Joint Outfall "H" Trunk Sewer (Unit 5A, Sec. 2B) - San. Dist. Nº 2
Encase 271.43' of 51" RCP under freeway R/W per detail shown above. Backfill trench per Method "B".
11+10.90 Exist. MH
Angle Pt. 13+87.42
15+78.68 Exist. Flow Control Structure.
-SCALE-
Horiz: 1"=50'
Vert: 1"=5'
BM. 141-170B-55 Elev. 234.41 L2092, Pg 4
Peck Rd. & San Gabriel River Parkway
Brass Mon. 150'± E. of Intersection
Compacted Fill
Surface Over Sewer
Original Ground Surface
Encase 271.43' of 51" RCP per detail.
Backfill trench per Method "B."
12" Irrig. Line
Conc. Support
Exist. 51" R.C.P.
Exist. M.H.
11+10.90
El. 220.90
11+12.90
Exist. Flow Control Structure 15+78.68
El. 222.83
15+80.63
Exist. M.H.
20+12.07
260
255
250
245
240
235
230
225
220
8
9
10
11
12
13
14
15
16
17
18
19
20
21

D.P.O. Dist. #	STATE	REGIONAL PROJECT NO.		SHEET NO.	TOTAL SHEETS
7	CALIF				

DIST.	COUNTY	ROUTE	SEC	PROJ.	TOTAL SHEETS
VII	LA	170	-		

Dist. Eng. Dist.

Approved

P.C. 5599 Sheet S-4

Approved, C.R. Compton, Chief Engineer
County Sanitation District No. 2

By _____ Office Engineer

34275

The Contractor shall notify Mr. Carl Busch of the County Sanitation District by telephone, (Nevada 6 3097), at least 48 hours before starting any sewer work on this sheet.

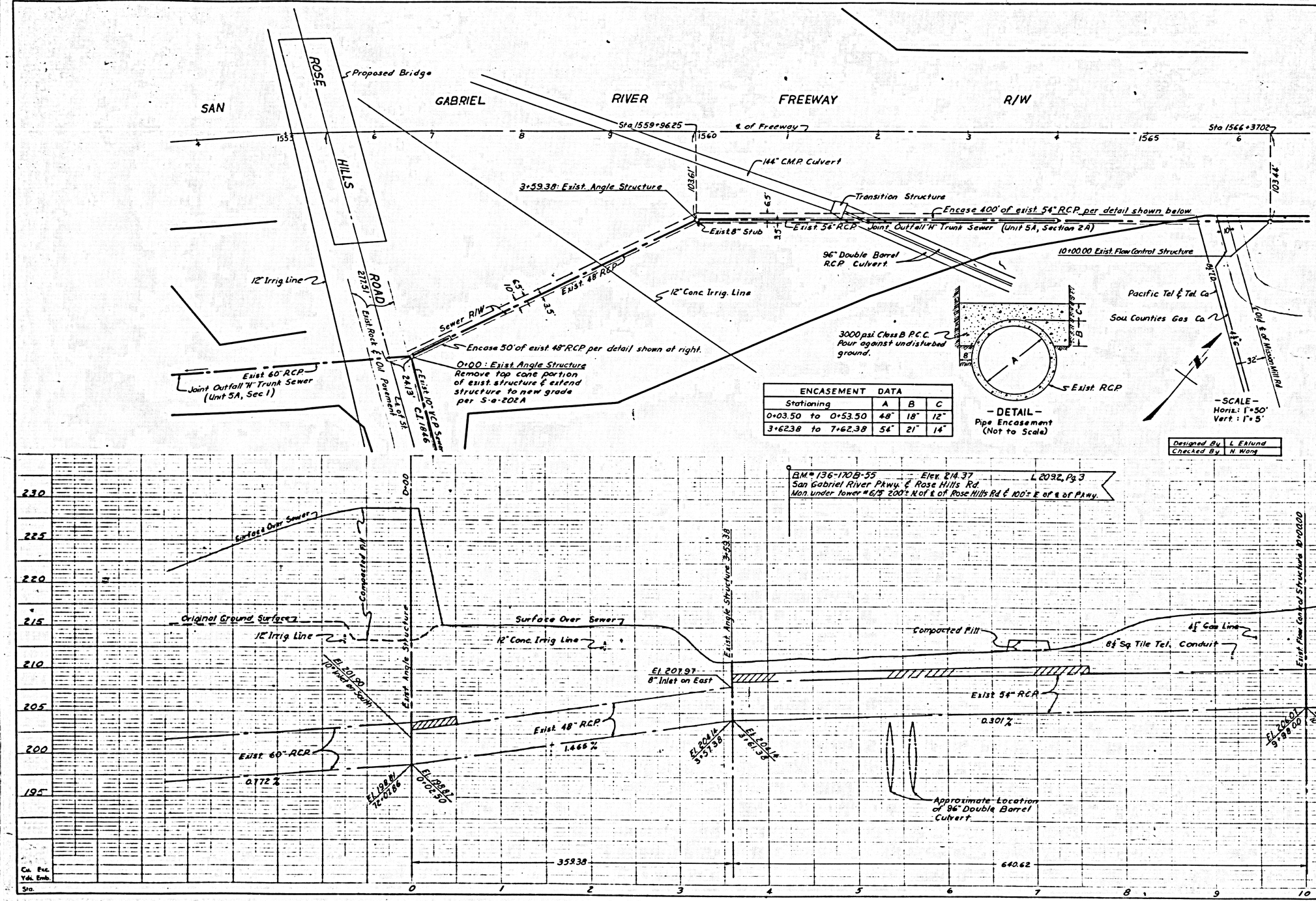

ENCASEMENT DATA			
Stationing	A	B	C
0+03.50 to 0+53.50	48"	18"	12"
3+62.38 to 7+62.38	54"	21"	14"

Designed By	L. Eklund
Checked By	N. Wong

DIST	COUNTY	ROUTE	SEC
VII	LA	170	B

Dist. Eng. Dist.

Approved

P.C. 5533 - Sheet S-5

Approved, C.R. Compton, Chief Engineer
County Sanitation District No 2

BY [signature]
OFFICE ENGINEER

34276

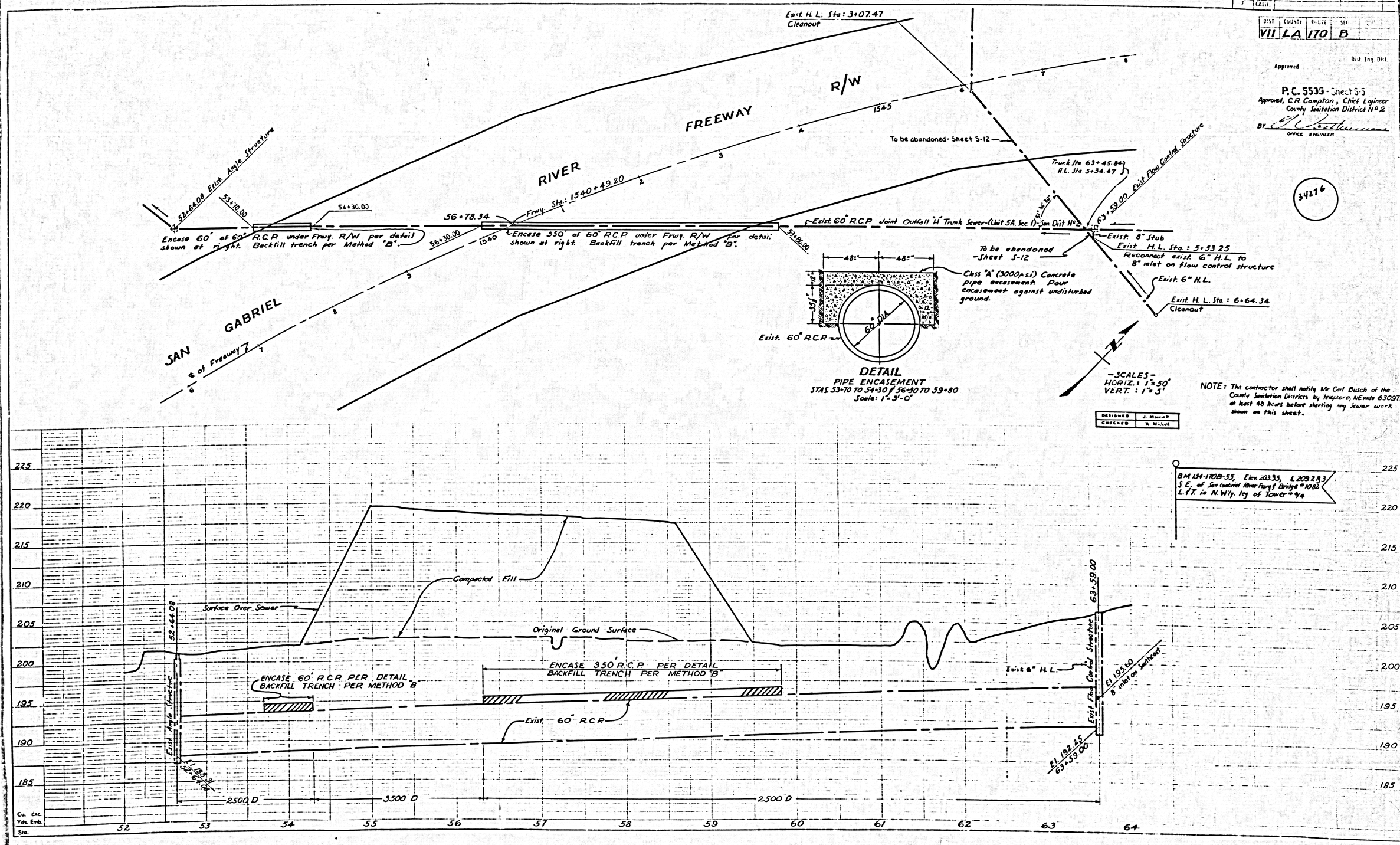

NOTE: The contractor shall notify Mr. Carl Busch of the County Sanitation Districts by telephone, NEvada 63097, at least 48 hours before starting any sewer work shown on this sheet.

D.P.W.	STATE	FEDERAL PROJECT NO.		SHEET NO.	TOTAL SHEETS
7	CALIF.				

DATE	REVISION	APPROVED
10-13-61	Salvaged 2-MH covers	S.F. Ree.
1-14-63	Reuse MH covers	S.F. Ree.

DIST.	COUNTY	ROUTE	SEC.	SHEET NO.	TOTAL SHEETS
VII	LA	170			

Dist. Eng. Dist.

Approved

PLAN & PROFILE OF
SANITARY SEWERS
TO BE RECONSTRUCTED UNDER
PRIVATE CONTRACT No. 5599
SHEET 5-6 W.S. 37 MARCH, 1961
SCALES: Horiz.: 1"=50'; Vert.: 1"=5'
COUNTY OF LOS ANGELES, CALIFORNIA
APPROVED, JOHN A. LAMBIE, COUNTY ENGINEER
BY _____ ASST. SANITATION ENGINEER
APPROVED, C.R. COMPTON, CHIEF ENGINEER
COUNTY SANITATION DISTRICTS NO. 18
BY _____ ASST. CHIEF ENGINEER

34277

NO CONNECTIONS FOR THE DISPOSAL OF INDUSTRIAL WASTES SHALL BE MADE TO SEWERS SHOWN ON THESE DRAWINGS WITHOUT WRITTEN PERMISSION FROM THE CHIEF ENGINEER AND GENERAL MANAGER OF THE COUNTY SANITATION DISTRICTS.

DESIGNED	Hanson & Hanes
CHECKED	Eklund

3+06.16 M.H. Construct M.H. around exist 8" V.C.P. sewer per S-g-104. Break out pipe for connection and seal outlet on southwest. Use salvaged frame & cover.

Construct new 6" line & reconnect to exist. house sewer. Contractor shall maintain service at all times

6" L. to property from 6" riser

TRACT 55

TRACT 54

TRACT 53

N° 16153 MB 336: 7-9

Ornamental Lights — Sou. Counties Gas Co. — San Gabriel Valley Water Co.

E. FRONTAGE ℄ RD. (℄ of St.)

Curb Line

8" V.C.P. Sewer

Exist. 8" V.C.P. Sewer, P.C. 1137

Abandon 187.55' of 8" V.C.P. sewer per Spec's.

1+00.00 M.H. Construct M.H. around exist 8" V.C.P. sewer per S-g-104. Break out pipe for connection and seal inlet on west. Use salvaged frame and cover.

Sta per P.C. 1137: 0+76.36 M.H. Construct M.H. around exist 8" V.C.P. sewer per S-g-104. Break out pipe and seal inlet on west. Use salvaged frame & cover.

Exist. 8" V.C.P. Sewer - P.C. 1137

SAN GABRIEL RIVER FREEWAY R/W

℄ of Freeway

1475 74 73 72

Abandon 650.00 lf of 8" V.C.P. Sewer per Specs.

Sta per P.C. 1137: 2+74.69 Exist M.H. Abandon exist M.H. per Specs. Salvage frame & cover for reuse on this project

Sta per P.C. 1137: 3+96.11 Exist J.C. Abandon exist J.C. per Specs. Salvage frame & cover for reuse on this project.

Sta per P.C. 1137: 4+98.02 Exist M.H. Abandon exist M.H. per Specs. Salvage frame & cover for reuse on this project.

Abandon 402.16 lf of 8" V.C.P. Sewer per Specs.

Sta per P.C. 1137: 4+98.64 Exist M.H. Abandon exist M.H. per Specs. Salvage frame & cover for reuse on this project.

Sta per P.C. 1137: 5+28.36 Exist M.H. Abandon exist M.H. per Specs. Salvage frame & cover for reuse on this project

OBERLON ST. (ABANDONED ℄ of St.)

San Gabriel Valley Water Co. — Sou. Counties Gas Co. — Ornamental Lights

Ornamental Lights — Sou Counties Gas Co — San Gabriel Valley Water Co.

W. FRONTAGE ℄ of St. ℄ RD. Curb Line

Sheet 5-8

Curb Line

Sheet 5-8

B.M. 124-170-55 El 210.47 C 229.2 Pkt. Steel Dr. & Pioneer Blvd., SW quad. L&T. on top of Curb, 1' S. of BCR.

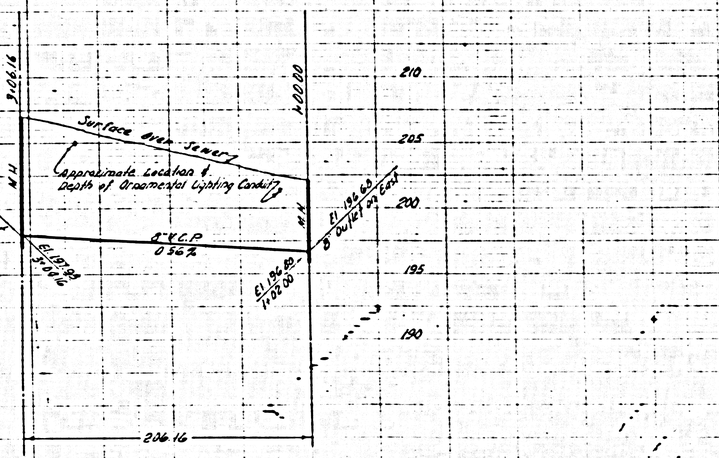

Cu. Exc. Yds. Emb. Sta.

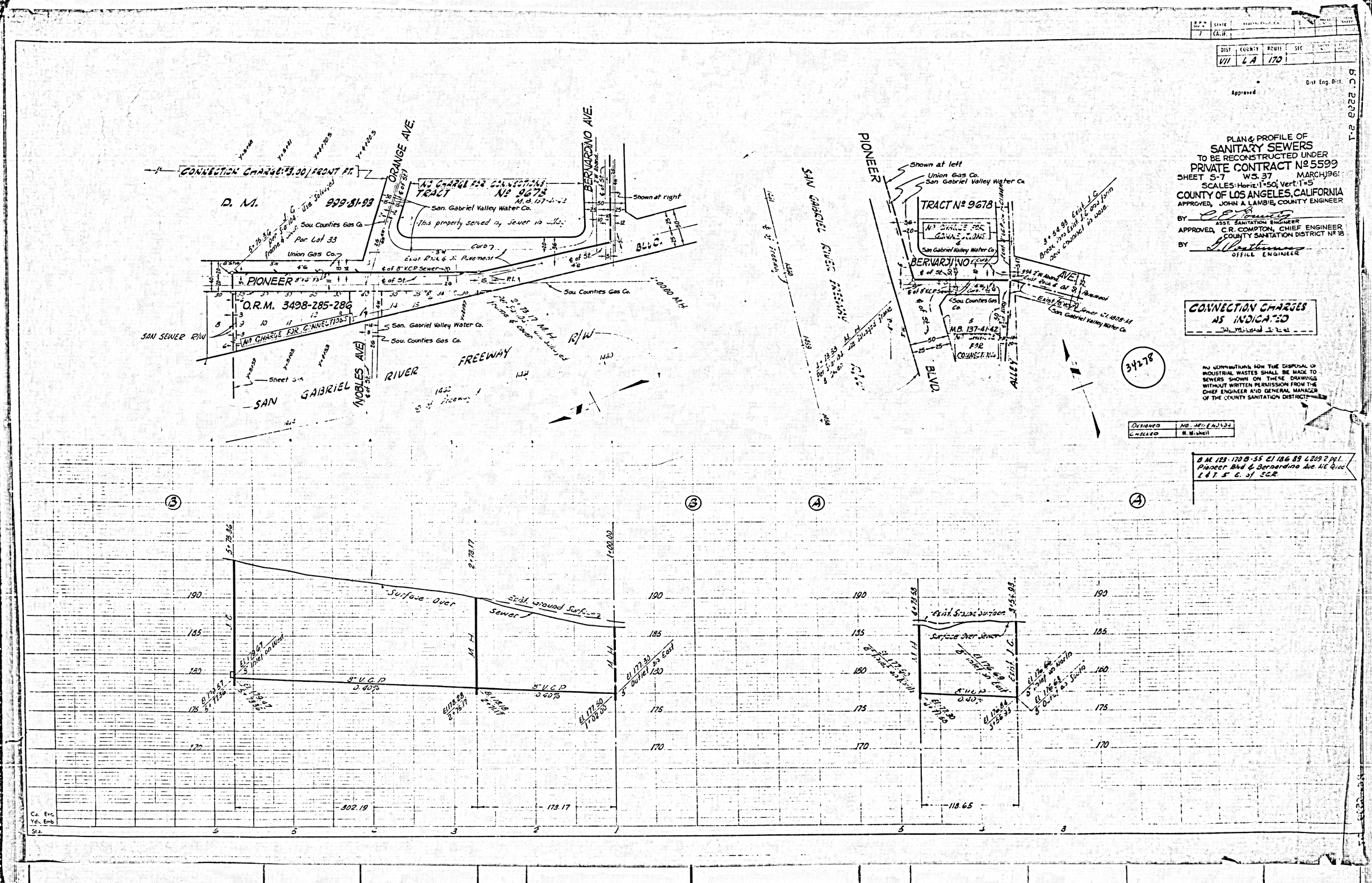

PLAN & PROFILE OF
SANITARY SEWERS
TO BE RECONSTRUCTED UNDER
PRIVATE CONTRACT Nº 5599
SHEET S-7 W.S. 37 MARCH, 1961
SCALES: Horiz: 1"=50'; Vert: 1"=5'
COUNTY OF LOS ANGELES, CALIFORNIA
APPROVED, JOHN A. LAMBIE, COUNTY ENGINEER
BY
ASST. SANITATION ENGINEER
APPROVED, C.R. COMPTON, CHIEF ENGINEER
COUNTY SANITATION DISTRICT Nº 18
BY
OFFICE ENGINEER
CONNECTION CHARGES AS INDICATED
NO CONNECTIONS FOR THE DISPOSAL OF INDUSTRIAL WASTES SHALL BE MADE TO SEWERS SHOWN ON THESE DRAWINGS WITHOUT WRITTEN PERMISSION FROM THE CHIEF ENGINEER AND GENERAL MANAGER OF THE COUNTY SANITATION DISTRICTS
DESIGNED
CHECKED W. Mishell
B.M. 123-170 B-55 El 186.89 L209.2 pg L
Pioneer Blvd & Bernardino Ave. NE Quad
L & T. 5' E. of SGR.
CONNECTION CHARGE: $3.00/FRONT FT.
D. M. 999-81-93
ORANGE AVE.
BERNARDINO AVE.
NO CHARGE FOR CONNECTIONS
TRACT Nº 9678
M.B. 137-41-42
San. Gabriel Valley Water Co.
This property served by Sewer in alley
Sou. Counties Gas Co.
Por. Lot 33
Union Gas Co.
Shown at right
PIONEER
O.R.M. 3498-285-286
NO CHARGE FOR CONNECTIONS
SAN SEWER R/W
NOBLES AVE.
SAN GABRIEL RIVER FREEWAY
R/W
BLVD.
ALLEY
Shown at left
Union Gas Co.
San Gabriel Valley Water Co.
TRACT Nº 9678
NO CHARGE FOR CONNECTIONS
BERNARDINO AVE.
M.B. 137-41-42
FOR CONNECTIONS
Exist. 8" V.C.P. Sewer
Exist. Ground Surface
Surface Over Sewer
8" V.C.P. 0.40%
El 178.67 8" Inlet on West
El 177.30 8" Outlet on East
El 176.69 8" Inlet on East
El 176.66 8" Inlet on North
El 176.63 8" Outlet on South
302.19
173.17
118.65
Cu. Exc.
Yds. Emb.
Sta.

DIST	COUNTY	ROUTE	SEC
VII	LA	170	

Approved

PLAN & PROFILE OF
SANITARY SEWERS
TO BE RECONSTRUCTED UNDER
PRIVATE CONTRACT Nº 5599
SHEET 5-8 W.S.-37 MARCH, 1961
SCALES: Horiz: 1"=50'; Vert: 1"=5'
COUNTY OF LOS ANGELES, CALIFORNIA
APPROVED, JOHN A. LAMBIE, COUNTY ENGINEER
BY _____ ASST. SANITATION ENGINEER
APPROVED, C.R. COMPTON, CHIEF ENGINEER
COUNTY SANITATION DISTRICT Nº 18
BY _____ OFFICE ENGINEER

NO CHARGE FOR CONNECTIONS

NO CONNECTIONS FOR THE DISHOSAL OF INDUSTRIAL WASTES SHALL BE MADE TO SEWERS SHOWN ON THESE DRAWINGS WITHOUT WRITTEN PERMISSION FROM THE CHIEF ENGINEER AND GENERAL MANAGER OF THE COUNTY SANITATION DISTRICTS.

342-79

DESIGNED	Nemeec & Nanda
CHECKED	Eklund

B.M. 121-170 B-55 El 230.47 L 209.2 Pg 1, Floral Dr & Pioneer Blvd, SW quad
L & T. in top of curb, 1'S of SCE

SAN GABRIEL RIVER FREEWAY R/W
(BRIDGE) ST.
1473+65.52 B.C.
℄ Brown at Right
1370 69 68 67 66 1465
℄ of Freeway
69.37
6" H.L. to be abandoned
To be abandoned See Sheet 5-6
Proposed Chain Link Fence
47.79
℄ of 8" V.C.P. Sewer
28°26'43"
Existing 8" V.C.P. Sewer per P.C. 1137
OREGON
Reconnect Exist 6"S.L. to new 8" V.C.P. Sewer
N2
16153
M.B. 356-7-9
CITRUS GROVE HEIGHTS
M.B. 22-86-87
LOT 2
O.R.M. 3493-285-286
Per 5-a 100. Use salvaged frame & cover.
Southern Counties Gas
San Gabriel Valley Water
Ornamental Lighting
Contractor shall maintain service at all times.
7-72.63 M.H. Construct M.H. around exist. 8" V.C.P. sewer per S-a 184. Use salvaged frame & cover. Break out pipe as necessary and set outlet on east.
103 102 101 100 99 98 97
140.00 M.H.
Encase 225' of 8" V.C.P with Type "A" Class B. P.C.C.
Brown at Left
2.20
RIVER
100.00
℄ of 8" V.C.P. Sewer
Per 5-a 102. Use salvaged frame & cover.
Proposed Chain Link fence
SAN GABRIEL RIVER FREEWAY
℄ of Freeway
(NOBLES AVE.)
℄ of 51
O.R.M. 3493-285-286
SAN GABRIEL RIVER FREEWAY
Base per 5-a-122
Southern Counties Gas Co
Los Cadwal Valley Water Co
Exist. Rock & Oil Pavement
Std. 5-7

B A
Approximate location and Depth of Ornamental Lighting Conduit
Top of M.H. to be constructed 1½' above finished grade
Existing Ground Surface
Proposed Surface over Sewer
Approximate Elevation 150' West of ℄ of Fwy.
El 179.79 8" Inlet on West
El 179.63 8" V.C.P. 1.96%
El 181.56 1+52.00
El 181.26 1+48.00
8" V.C.P. 8.92%
El 181.16 1+02.00
El 180.96 8" Outlet on East
M.H.
Top of M.H. to be constructed 1½' above finished grade
Existing Ground Surface
Proposed Surface over Sewer
Enclose
8" V.C.P.
0.40%
Chimney Base as noted above
El 179.67 1+02.00
El 179.57 8" Inlet on North
El 179.37 8" Outlet on South
322.63
350.00
325.44
Cu. Exc.
Yds. Emb.
Sta.

D.P.W. REF. NO.	STATE	FEDERAL PROJECT NO.		SHEET NO.	TOTAL SHEETS
7	CALIF.				

DIST.	COUNTY	ROUTE	SEC.	SHEET NO.	TOTAL SHEETS
VII	LA	170			

Dist. Eng. Dist.

Approved

PLAN & PROFILE OF
SANITARY SEWERS
TO BE RECONSTRUCTED UNDER
PRIVATE CONTRACT № 5599
SHEET S-9 W.S. 37 MARCH, 1961
SCALES: Horiz. 1"=50'; Vert. 1"=5'
COUNTY OF LOS ANGELES, CALIFORNIA
APPROVED, JOHN A LAMBIE, COUNTY ENGINEER
BY [signature]
ASST. SANITATION ENGINEER
APPROVED, C.R. COMPTON, CHIEF ENGINEER
COUNTY SANITATION DISTRICT № 18
BY [signature]
for OFFICE ENGINEER

34280

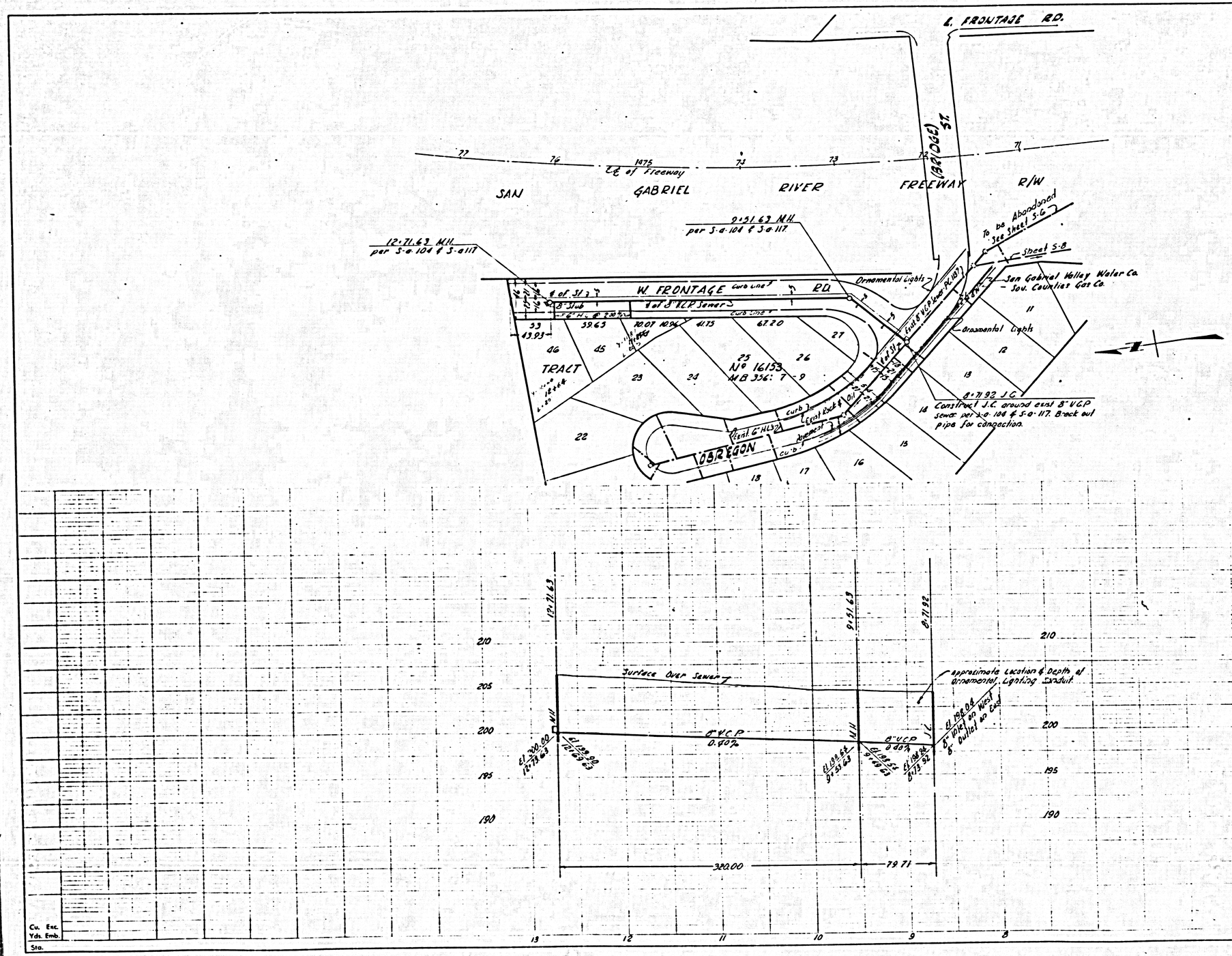

NO CHARGE FOR CONNECTIONS

NO CONNECTIONS FOR THE DISPOSAL OF INDUSTRIAL WASTES SHALL BE MADE TO SEWERS SHOWN ON THESE DRAWINGS WITHOUT WRITTEN PERMISSION FROM THE CHIEF ENGINEER AND GENERAL MANAGER OF THE COUNTY SANITATION DISTRICTS.

DESIGNED	HOWARD & HONDA
CHECKED	E. EKLUND

B.M. 126-170 B-55 El. 200.47 L209.2 pg. 1
Floral Dr. & Pioneer Blvd., S.W. Quad.
L & T in top of Curb, 1' S. of BCR.

DATE	REVISION	APPROVED
10-18-61	Moved upper m.h.	J.R. Burke

DIST.	COUNTY	ROUTE	SEC.
VII	LA	170	

Approved _____ Dist. Eng. Dist

PLAN & PROFILE OF
SANITARY SEWERS
TO BE RECONSTRUCTED UNDER
PRIVATE CONTRACT No. 5599
SHEET S-10 W.S.37 FEB., 1961
SCALES: Horiz.: 1"=50'; Vert.: 1"=5'
COUNTY OF LOS ANGELES, CALIFORNIA
APPROVED, JOHN A. LAMBIE, COUNTY ENGINEER
BY _____ ASST. SANITATION ENGINEER
APPROVED, C.R. COMPTON, CHIEF ENGINEER COUNTY SANITATION DISTRICT No. 18
BY _____ for DEPUTY ENGINEER

34281

NO CONNECTIONS FOR THE DISPOSAL OF INDUSTRIAL WASTES SHALL BE MADE TO SEWERS SHOWN ON THESE DRAWINGS WITHOUT WRITTEN PERMISSION FROM THE CHIEF ENGINEER AND GENERAL MANAGER OF THE COUNTY SANITATION DISTRICTS.

ISSUE NO PERMITS (NO CAPACITY)
J.R. Burke 5-16-61

Designed	N Wong
Checked	L Eklund

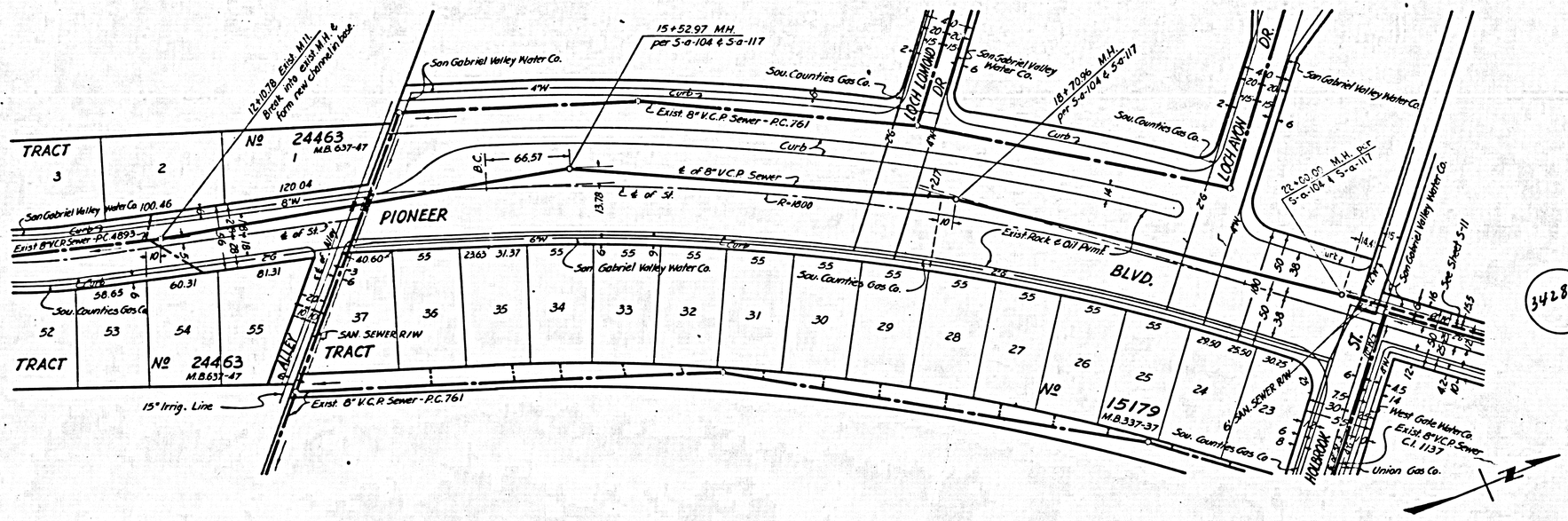

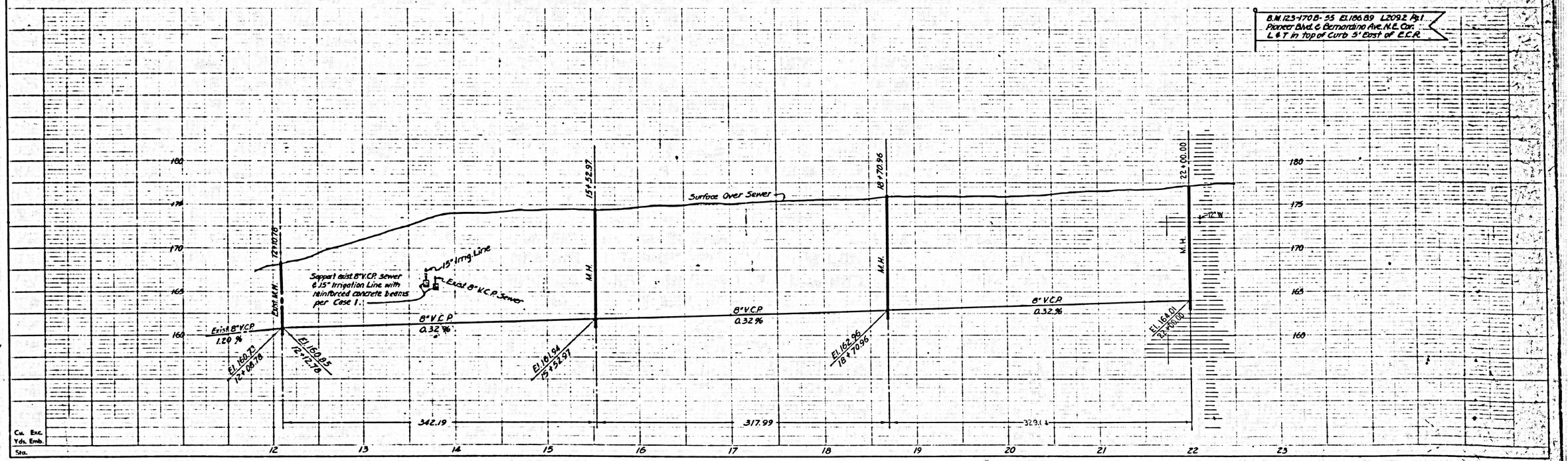

DATE	REVISION	APPROVED
10-18-62	Moved lower m.h.	J.K. Vanda
10-31-62	Offset m.h's.	J.K. Vanda

DIST.	COUNTY	ROUTE	SEC.
VII	LA	170	

Dist. Eng. Distr.

Approved

PLAN & PROFILE OF
SANITARY SEWERS
TO BE RECONSTRUCTED UNDER
PRIVATE CONTRACT Nº 5599
SHEET 3-11 : W.S. 37 : FEB., 1961
SCALES: Horiz.: 1"=50' ; Vert.: 1"=5'
COUNTY OF LOS ANGELES, CALIFORNIA
APPROVED, JOHN A. LAMBIE, COUNTY ENGINEER
BY C.E. Perry
ASST. SANITATION ENGINEER
APPROVED, C.R. COMPTON, CHIEF ENGINEER
COUNTY SANITATION DISTRICT NO.1&
BY E.W. Kelley
for OFFICE ENGINEER

34282

-NOTE-
At Sta. 24+25, 26+75, & 29+25, offset the ℄ center of the m.h. base 0.45 ft. northwest of ℄ of sewer, & offset the center of the m.h. top 1.00 ft. northwest of the center of the m.h. base.

NO CONNECTIONS FOR THE DISPOSAL OF INDUSTRIAL WASTES SHALL BE MADE TO SEWERS SHOWN ON THESE DRAWINGS WITHOUT WRITTEN PERMISSION FROM THE CHIEF ENGINEER AND GENERAL MANAGER OF THE COUNTY SANITATION DISTRICTS.

Designed	N Wong
Checked	L Ekhund

NO CHARGE FOR CONNECTIONS
J.W. Mitchell 8-15-61

JULIUS B. COHN ET AL
D.M. 999: B1-93

ISSUE NO PERMITS (NO CAPACITY)

Exist. 48" R.C.P. Storm Drain

Reconnect exist. H.L's. to new 8" V.C.P. Sewer. The Contractor shall maintain service at all times

Encase 10' sections of 8" V.C.P. under exist. M.H's. Use Type "X" Class B P.C.C.

Exist. 2-36" O.D. Concrete Irrig. Pipes. 24+25.00 V.M.H. 100 Perf. 5-in. Hdpf. Lt

Install 10'-8"Cl.150 C.I.P. under 48" storm drain

24"x72" R.C.P. Storm Drain Crossing

Encase 10' section of 8" V.C.P. under exist. M.H. Use Type "X" Class B P.C.C.

City of Whittier Water Line

Install 4' of 8" Class 150 C.I.P. under 24" water line

Sta. of C.I. 1137, 0.0000 Bsk. I.C. Nahasco & O.I.C. per Spec's. Salvage frame & cover for reuse on this project.

Z 29+75.00 M.H. per S.D. No. 104 Use salvaged frame & cover.

Gen. Pet. Oil Co.

LOCH AVON DR.

SanGabriel Valley Water Co.

See Sheet 5-10

PIONEER BLVD.

Exist. Rock Oil Pump.

Exist 6" H.L's

Exist 8" V.C.P. Sewer. C.I. 1137

6" H.L's

West Gate Mu Water Co.

Union Gas Co. Sta per C.I. 1137 3+09.00 Exist M.H. Abon. exist. M.H. per Specs. Salvage frame & cover for reuse on this project.

Exist. 8" V.C.P. Sewer. C.I. 1137

Abandon 309.40' of exist 8" V.C.P. Sewer per Spec's.

Reconnect exist. H.L's. to new 8" V.C.P. Sewer

The Contractor shall maintain service at all times

Sou. Counties Gas Co.

To be Abandoned See Sheet 5-12

Curb Line

ISSUE NO PERMITS (NO CAPACITY)

6" SAN. SEWER R/W

ALLEY

HOLBROOK & NEVADA AVE.

TRACT Nº 6767 M.B. B1: 62,63.

SAN GABRIEL RIVER FWY. R/W.

WHITTIER BLVD.

B.M. 123-170 B-55 El. 186.69 L 209.2 Pg 1
Pioneer Blvd. & Bernardino Ave. N.E. Cor.
L. & T. in T.C. 5' East of E.C.R.

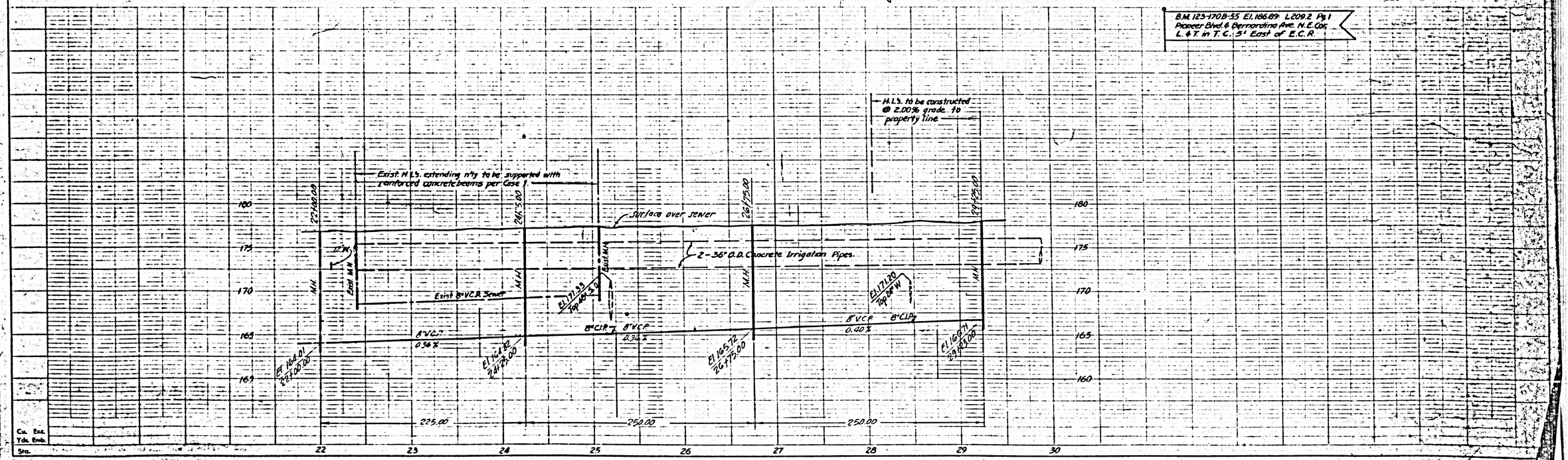

DIST	COUNTY	ROUTE	SECTION	SHEET NO.	TOTAL SHEETS
VII	LA	170			

PLAN & PROFILE OF
SANITARY SEWERS
TO BE RECONSTRUCTED UNDER
PRIVATE CONTRACT No. 5599
SHEET 5-12 WS 37 MARCH, 1961
SCALES: Horiz: 1"=50' Vert: 1"=5'

COUNTY OF LOS ANGELES, CALIFORNIA
APPROVED, JOHN A. LAMBIE, COUNTY ENGINEER
BY _____ ASST. SANITATION ENGINEER
APPROVED, C.R. COMPTON, CHIEF ENGINEER
COUNTY SANITATION DISTRICT No. 2
BY _____ OFFICE ENGINEER

34289

Designed by	J. Marino
Checked by	A. Eisner

STATE OF CALIF. — DIST. NO. — COUNTY — ROUTE — SECTION — SHEET NO. — TOTAL SHEETS

(A) (B) (C)

PIONEER BLVD — ALLEY — SAN GABRIEL RIVER FREEWAY R/W — DANBY AVE — REDMAN AVE — PLEASANT WAY — TRACT No 6767 — TRACT 6767 — ALLEY — TRACT 14961 — MB 81-62-63 — HOLBROOK — JT

Sta per C.I. 1137: 6+99.22 Exist J.C. Abandon exist J.C. per Specs. Salvage frame & cover for reuse on this project.

Sta per C.I. 1137: 3+49.22, Exist M.H. Abandon exist M.H. per Specs. Salvage frame & cover for reuse on this project.

Reconnect exist house sewer to new 6" H.L. Contractor shall maintain service at all times

Abandon exist sewer from Sta 1+70.00 to 10+67 per specs.

Exist. 8" VCP Sewer - C.I. 1137

Abandon exist 6" H.L.

Sta per C.I. 1137: 10+13.67 Exist. J.C.

Sta per C.I. 1137: 1+72.00 Exist M.H. Abandon exist M.H. per Specs. Salvage frame & cover for reuse on this project.

City of Whittier Water Co

West Gate Mutual Water Co

So Counties Gas Co

Abandon 17th ft. of 8" VCP Sewer per Specs

Exist. 48" RCP Storm Drain

Sta per C.I. 1137: 4+23.00 Exist M.H. Abandon exist M.H. per Specs. Salvage frame & cover for reuse on this project.

Sta per C.I. 1137: 9+05.00 Construct M.H. over exist 8" RVCP per S-104 & break out pipe & seal off. Abandon remainder of pipe & seal off ends.

Abandon exist 6" H.L. Contractor shall maintain service at all times

So Gabriel Valley Water Co

Sta per C.I. 1137: 1+68.00 Construct M.H. around exist. 8" VCP per S-104, break out pipe & seal inlet on northwest. Cut salvaged frame & cover

So Gabriel Valley Water Co

Sta per C.I. 1137: 0+00 Exist. J.C.

Exist. 8" VCP Sewer - C.I. 1137

Sheet S-11

To be abandoned Sheet S-11

Sheet S-12

Union Gas Co

Sta per C.I. 1137: 2+23.50 Exist M.H.

Exist. 25" C.P. Waste Water Line - Metropolitan Water Dist.

Exist H.L. Sta: 0+00 Exist Saddle Tee or Cut in

Abandon exist 6" H.L.

155°

Exist H.L. Sta: 1+78.30 Exist. Cleanout

Exist H.L. Sta: 0+21 to 3+53 per Specs

Sheet S-5

Sta Dist No 2

Sta per C.I. 1137: 33+59.00 Exist. Flow control structure.

Exist 60" RCP Storm Drain

Exist H.L. Sta: 5+53 Connection to Trunk Sewer to be made as shown on Sht. S-5

Exist H.L. Sta: 6+64.34 Exist Cleanout

Exist H.L. Sta: 1+45 to 3+07.81 Exist Cleanout

NOTE
Contractor shall notify the Sanitation Districts Division Engineer of Construction NE 63017 48 hours prior to tearing out 6" H.L. at the 25" Waste Water Line

Sta per C.I. 1137: 2+50.00 Exist M.H. Abandon exist M.H. per Specs. Salvage frame & cover for reuse on this project.

Sta per C.I. 1137: 0+00.50 Exist. J.C. Set 1.1 feet on north.

Abandon exist sewer from Sta. 0+02.50 to 3+30.00 per specs.

8" W — ℄ of vacated MILNA AVE. — Exist. 8" VCP Sewer - C.I. 1137? — 2" G — 4" W

Sta per C.I. 1137: 5+30.00 Exist M.H. Abandon exist M.H. per Specs. Salvage frame & cover for reuse on this project.

Union Gas Co

So Gabriel Valley Water Co

West Gate Mutual Water Co

Exist. 8" VCP Sewer - C.I. 1137

SAN GABRIEL RIVER FREEWAY R/W

1445

℄ of Freeway

HOLBROOK

Sheet S-11

DIST.	COUNTY	ROUTE	SEC.
VII	LA	170	B

DATE	REVISION	APPROVED
10-13-61	Sec. Ct. 2 new M.H. covers	[illegible]

Dist. Eng. Dist.

Approved

PLAN & PROFILE OF SANITARY SEWERS TO BE RECONSTRUCTED UNDER PRIVATE CONTRACT Nº 5599

SHEET S-13 W.S. 37 APR.4, 1961

SCALES: Horiz: 1"=50' Vert: 1"=5'

COUNTY OF LOS ANGELES, CALIFORNIA

APPROVED, JOHN A. LAMBIE, COUNTY ENGINEER

BY [signature] ASST. SANITATION ENGINEER

APPROVED, C.R. COMPTON, CHIEF ENGINEER COUNTY SANITATION DISTRICTS

BY [signature] OFFICE ENGINEER

NO CHARGE FOR CONNECTIONS

NO CONNECTIONS FOR THE DISPOSAL OF INDUSTRIAL WASTES SHALL BE MADE TO SEWERS SHOWN ON THESE DRAWINGS WITHOUT WRITTEN PERMISSION FROM THE CHIEF ENGINEER AND GENERAL MANAGER OF THE COUNTY SANITATION DISTRICTS.

Designed By L. Eklund
Checked By T. Maeda

54284

FIRST ALLEY SOUTH OF VALLEY

Abandon 408.94' of exist. 8" V.C.P. sewer per specs.

Sta per P.C. 1416: 8+41.05 Exist M.H. Abandon exist. M.H. per specs. Salvage frame & cover for reuse on this project.

Sta per P.C. 1416: 7+39.9 Exist M.H. Abandon exist. M.H. per specs. Salvage frame & cover for reuse on this project.

SAN GABRIEL RIVER FRWY. R/W

Shown at right

BLVD.

San Gabriel Valley Water Co.
So. Counties Gas Co.

Curb Line 3
12
Curb
Edge of Pvmt.
Curb Line
Face of Curb
64
4"W
2"G
ARILLO ST.
℄ of St.
27
15

2" G
℄ of 8" V.C.P. Sewer
Exist Rock
℄ Bit Pvmt.
Curb
Line
FIDEL AVE.
8"W
Curb
Curb Line
℄ of St.
24
22
30
60

Curb Line Reconnect exist. 6" H.L. to new 8" V.C.P. sewer.
Curb Line 3
FRONTAGE ROAD
6" H.L. at 2.00%
50.99
90
86.15
92
TRACT
93
89
88
87
12.68
14.63
5.30
MH
Use Salvaged Frame & Cover.

Sta per P.C. 1416: 10+43.63 Exist. M.H. Abandon exist. M.H. per specs. Salvage frame & cover for reuse on this project.

0+00 J.C. Construct J.C. around exist 8" V.C.P. sewer per S-a-104 & S-a-117. Break out pipe for connection.

The Contractor shall maintain service at all times.

86
So. Counties Gas Co.

Abandon 6800' of exist. 8" V.C.P. sewer per specs.

16259
San Gabriel Valley Water Co.
M.B. 385-18-21

Sta per P.C. 1416: 3+48.92 Exist M.H. Abandon exist. M.H. per specs. Salvage frame & cover for reuse on this project.

Sta per P.C. 1416: 6+34.69 M.H. Construct M.H. around exist. 8" V.C.P. sewer per S-a-104 & S-a-117. Break out pipe for connection, & seal inlet on north.

SAN GABRIEL RIVER FREEWAY

RAMONA AVE.

VALLEY

Abandon exist. M.H. per specs. & reconnect existing house sewer to new 6" H.L.

The Contractor shall maintain service at all times.

Sta per P.C. 1416: 0+00 Exist J.C. Abandon exist. J.C. per specs. Salvage frame & cover for reuse on this project.

TRACT

Abandon 109.62 of exist. 8" V.C.P. sewer per specs.

0+87.67 M.H. Construct M.H. around exist 8" V.C.P. sewer per S-a-104. Break out pipe for connection, & seal outlet on east. Use salvaged frame & cover.

Access R/W for Sewer Maintenance

Exist. M.H.

℄ of Alley

ALLEY

Exist 8" V.C.P. Sewer P.C. 1416

Sta per P.C. 1416: 2+78.92 M.H. Construct M.H. around exist. 8" V.C.P. sewer per S-a-104. Break out pipe, and seal inlet on West. Use salvaged frame & cover.

BLVD.

Nº 16259
M.B. 385-18-21
So. Counties Gas Co.

0+56.86 M.H. Construct M.H. around exist. 8" V.C.P. sewer per S-a-104. Break out pipe for connection, & seal inlet on east. Use salvaged frame & cover.

Abandon 41.00' of exist. 8" V.C.P. sewer per specs.

0+00 J.C. Construct J.C. around exist. 8" V.C.P. sewer per S-a-104. Break out pipe for connection, & seal inlet on north. Use salvaged frame & cover.

Exist. M.H.
Curb line
℄ of 8" V.C.P. Sewer
℄ of Alley
Exist 8" V.C.P. Sewer P.C. 1416
Exist Rock
℄ Bit Pvmt.
Curb
Curb Line
℄ of St.
FIDEL AVE.
ARILLO ST.
Shown at left
San Gabriel Valley Water Co.

B.M. 6-170-60 Elev. 292.23 — 2002 Ft. N
Valley Blvd. & San Fidel Ave.
L & N. 100' Sta. & Valley Blvd. on East Curb of San Fidel Ave.

Ca. Exc.
Y.ds. Emb.
Sta.

295
290
285
280

1+49.00 / 7+51.00
0.00
MH
JC
Surface Over Sewer
8" VCP
0.40 %
El. 283.61 1+49.00 / 7+51.00
El. 282.89 8" Inlet on North 8" Outlet on South
El. 282.08 0+02.00
149.00 / 751.00

0+87.67
0.00
0+56.86
MH
JC
Surface Over Sewer
8" VCP
0.40%
0.40%
El. 283.66 8" Inlet on West
El. 283.15 8" Outlet on East
El. 283.32 8" Inlet on East
El. 283.25 0+02.00
El. 283.46 0+54.86
El. 282.52 0+85.67
El. 283.25 0+02.00
87.67
56.86