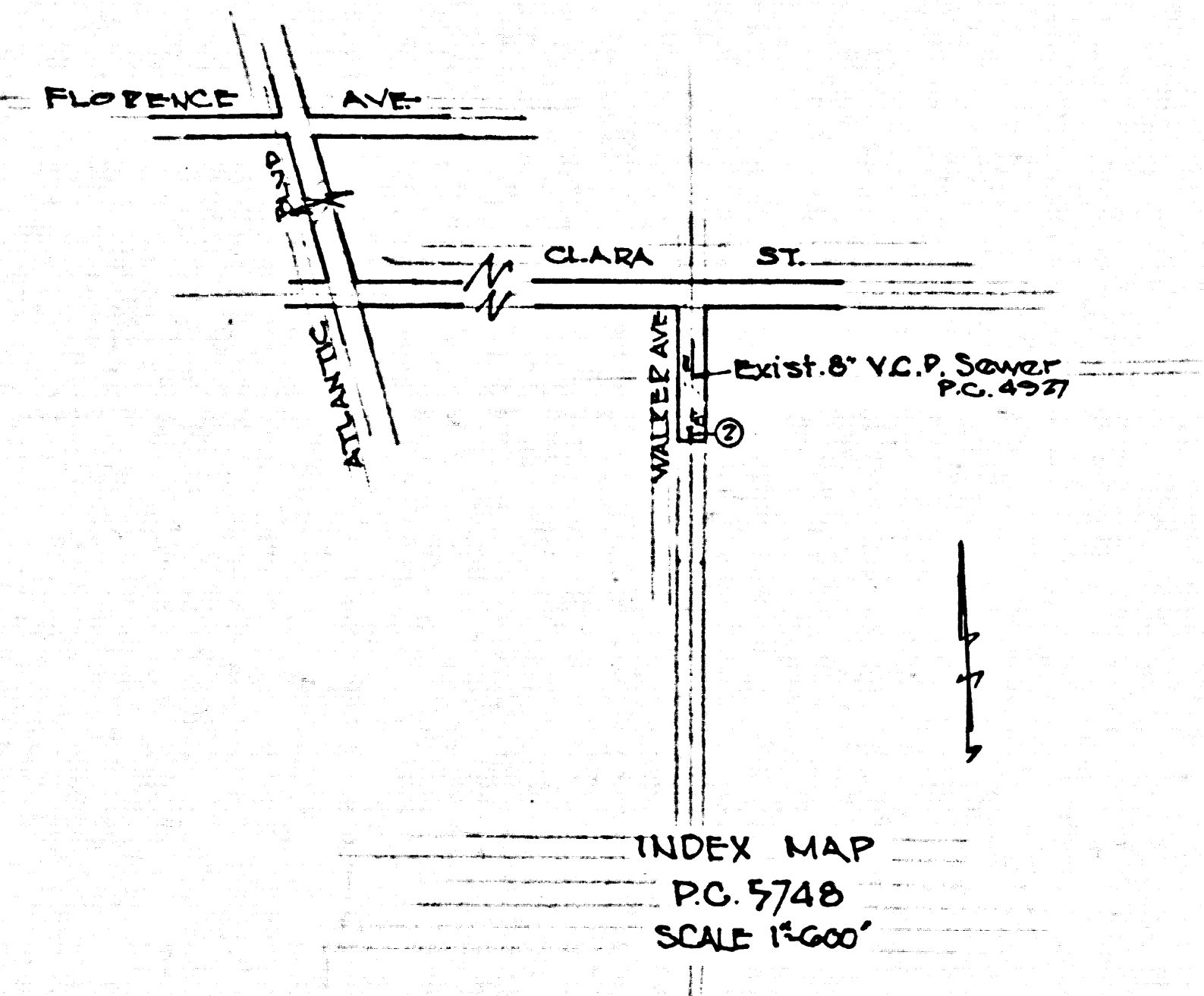


B.M. S.Y. 1753 Elev. 119.552 L4-B.N. N. CD. Clara St.  
 11' E. B.C.P. of CD. of W. approach to bridge  
 over L.A. River



INDEX MAP  
 PC 5748  
 SCALE 1/4" = 100'

FIRESTONE BLDG. DIST. NO. 1

PROFILE ALIGNMENT AND GRADE OF P.C. 5748  
 SANITARY SEWERS PAGE 1  
 TO BE CONSTRUCTED IN J.N. 0879.54

WALKER ST.  
 PRIVATE CONTRACT NO. 5748

W.S. 35  
 1 SHEET 2 PAGES  
 SCALE: VERT. 1" = 4'  
 HORIZ. 1" = 40'  
 DECEMBER, 1960  
 PREPARED IN THE OFFICES OF

OLSON SURVEYING SERVICE

By: *Paul A. Olson*  
 REG. C. E. NO. 7820 (30164)

FOR LEGEND SEE PLAN NO. S-A-64

- NOTES:
1. PROVIDE STAKES ON THE PROPERTY LINE OR PROPERTY LINES PRODUCED AT RIGHT ANGLES TO THE SEWER LINE AT THE CENTER LINE OF EACH MANHOLE.
  2. NO REPRESENTATIVE OF THE CITY ENGINEER WILL SURVEY OR LAY OUT ANY PORTION OF THE WORK.
  3. THE OWNER OR HIS AUTHORIZED REPRESENTATIVE SHALL FURNISH THE CITY ENGINEER WITH GRADE SHEETS AND STATIONING FOR ALL HOUSE LATERALS AND Y BRANCHES AND SHALL PROVIDE STAKES FOR THEM AT THEIR PROPER LOCATIONS WITH STATIONING PLAINLY MARKED. ANY CHANGE IN LOCATION SHALL BE REQUESTED IN WRITING BY THE OWNER OR HIS REPRESENTATIVE.
  4. THE PRIVATE ENGINEER SHALL FURNISH THE HOUSE LATERAL DEPTH AT THE PROPERTY LINE BELOW THE TOP OF CURB ELEVATION FOR EACH HOUSE LATERAL ON THE GRADE SHEET.
  5. NO REVISIONS SHALL BE MADE IN THESE PLANS WITHOUT THE APPROVAL OF THE CITY ENGINEER.
  6. USE STANDARD MANHOLE FRAMES AND COVERS, S-117, (SPEC. 45-1015).
  7. USE STANDARD STRENGTH PIPE (SPEC. 45-1015).
  8. USE CEMENT MORTAR OR "WEDGELOCK" OR "SPEED-SEAL" FOR ALL V.C.P. JOINTS PER SPEC. SECS. 36 & 40.
  9. RESURFACE ALL TRENCH WITHIN PAVED AREA TO MEET CITY ROAD DEPT. OR CALIF. STATE HIGHWAY REQUIREMENTS IN ACCORDANCE WITH PERMITS.
  10. ENCASE FOUR FEET OF SEWER AT POINTS OF INTERFERENCE WITH POLES, CASE III, S-172.
  11. HOUSE LATERALS TO BE CONSTRUCTED AT A 1/4" RISE PER FOOT TO PROPERTY LINE.
  12. ALL STRUCTURES SHALL BE BRICK SEWER STRUCTURES, S-104, EXCEPT AS NOTED.
  13. FOR ALLOWABLE LEAKAGE TEST USE FORMULA NO. 1, SPEC. SEC. 54.
  14. MANHOLE TOPS IN UNIMPROVED AREAS OR HIGHWAYS TO BE SIX INCHES ABOVE FINISHED GRADE.
  15. THE CONTRACTOR SHALL NOTIFY THE CONSTRUCTION & STORM DRAIN DIVISION BY TELEPHONE, MADISON 9-4747, EXT. 874 AT LEAST TWENTY-FOUR HOURS BEFORE STARTING ANY WORK UNDER THIS CONTRACT.
  16. STANDARD SPECIFICATIONS DATED OCTOBER 10, 1960 APPLY IN THE CONSTRUCTION OF THIS PROJECT.

NOTE:  
 GRADES TO WHICH THIS IMPROVEMENT IS TO BE CONSTRUCTED ARE SHOWN ON PLANS AND PROFILES. GRADE POINTS FOR TOP OF CURBS, CENTER LINE OF STREETS, OR CENTER LINE OF ALLEYS ARE SHOWN BY CIRCLES ON PROFILES. AT ALL POINTS BETWEEN DESIGNATED POINTS THE GRADE SHALL BE ESTABLISHED SO AS TO CONFORM TO A STRAIGHT LINE DRAWN BETWEEN SAID DESIGNATED POINTS.  
 ELEVATIONS ARE IN FEET ABOVE U.S.C. & G.S. SEA LEVEL DATUM OF 1929.  
 THIS DRAWING AND THE DATA HEREON ARE HEREBY MADE A PART OF THE SPECIFICATIONS.  
 WORK SHALL BE CONSTRUCTED ACCORDING TO SPECIFICATIONS ON FILE IN THE OFFICE OF THE CITY ENGINEER AND SHALL BE PROSECUTED ONLY IN THE PRESENCE OF THE COUNTY ENGINEER.  
 BEFORE WORK CAN BE STARTED, THE CONTRACTOR MUST OBTAIN A PERMIT TO EXCAVATE IN CITY STREETS FROM THE CITY ROAD DEPT., DISTRICT OFFICE NO. 3, AND PAY A FEE TO THE CITY ENGINEER ROOM, 224 PAN AMERICAN BUILDING, 355 SO. BROADWAY SUFFICIENT TO COVER THE COST OF CONSTRUCTION INSPECTION AND RECORD PLANS.  
 APPROVAL OF THIS PLAN BY THE CITY OF CUDHAY, DOES NOT CONSTITUTE A REPRESENTATION AS TO THE ACCURACY OF THE LOCATION OF OR THE EXISTENCE OR NON-EXISTENCE OF ANY UNDERGROUND UTILITY PIPE, OR STRUCTURE WITHIN THE LIMITS OF THIS PROJECT. THIS NOTE APPLIES TO ALL PAGES.  
 IF WORK IS TO BE DONE IN A STATE HIGHWAY, A PERMIT MUST BE OBTAINED FROM THE STATE OF CALIFORNIA, DIVISION OF HIGHWAYS, 120 SOUTH SPRING STREET.

CITY OF CUDHAY, CALIFORNIA

APPROVED, JOHN A. LAMBIE, CITY ENGINEER APPROVED, C. R. COMPTON, CHIEF ENGINEER  
 CO. PLAN. DIST. NO. 2

BY: *C. E. Priddy* ASST. SANITATION ENGINEER BY: *J. R. Williams* OFFICE ENGINEER

CHECKED BY: *J. K. Wicks* 1-9-61  
 OFFICE OF CITY ENGINEER, REG. C. E. NO. 9406

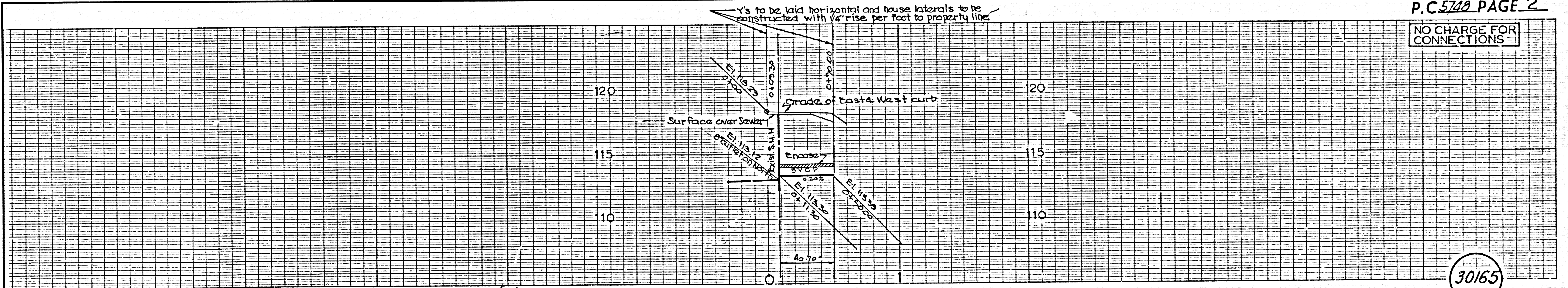
NO CHARGE FOR CONNECTIONS  
*J. K. Wicks 1-9-61*

NO CONNECTIONS FOR THE DISPOSAL OF INDUSTRIAL WASTES SHALL BE MADE TO SEWERS SHOWN ON THESE DRAWINGS WITHOUT WRITTEN PERMISSION FROM THE CHIEF ENGINEER AND GENERAL MANAGER OF THE COUNTY SANITATION DISTRICTS.

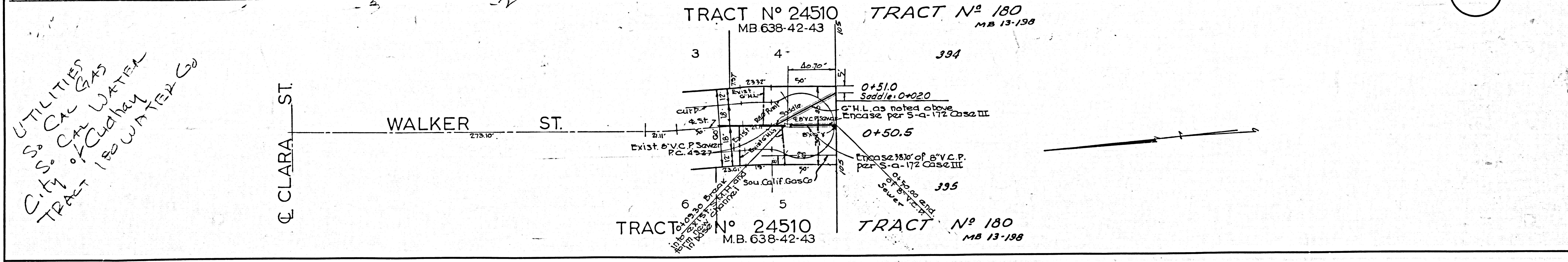
SUBMITTED: *Jack C. Luning*  
 PALOS VERDES-CENTINELA VALLEY REGIONAL ENGINEER

P.C. 5748 PAGE 2

NO CHARGE FOR CONNECTIONS



(30165)



UTILITIES  
 S. CAL. GAS  
 CITY OF CUDHAY  
 TRACT 180 WATER CO.