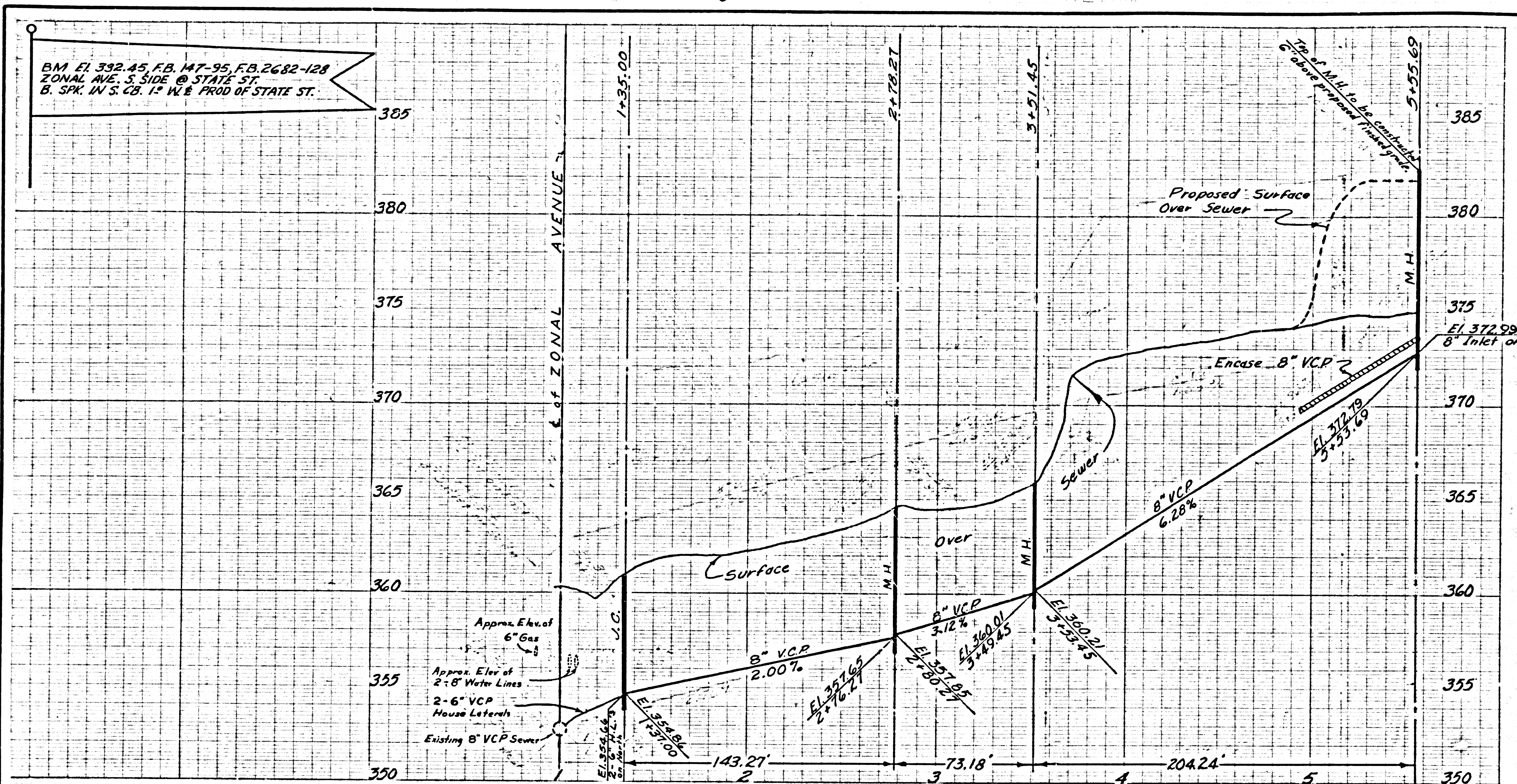


087929

JAT19204 JARVENS VTU003 A.I. V.00243232

Trim Line

087929



P.C. 6049  
**CAPITAL PROJECT No 7790.07**  
 PROFILE, ALIGNMENT AND GRADE OF  
**SANITARY SEWERS**  
 TO BE CONSTRUCTED AT THE  
**LOS ANGELES COUNTY GENERAL HOSPITAL**  
 TO SERVE THE INTERNS' RESIDENCE  
 PAGE 1 OF 1 PAGE

SCALE: VERT: 1"=4.00 FEET HORIZ: 1"=30.00 FEET  
 OCTOBER, 1962  
 COUNTY OF LOS ANGELES, CALIFORNIA

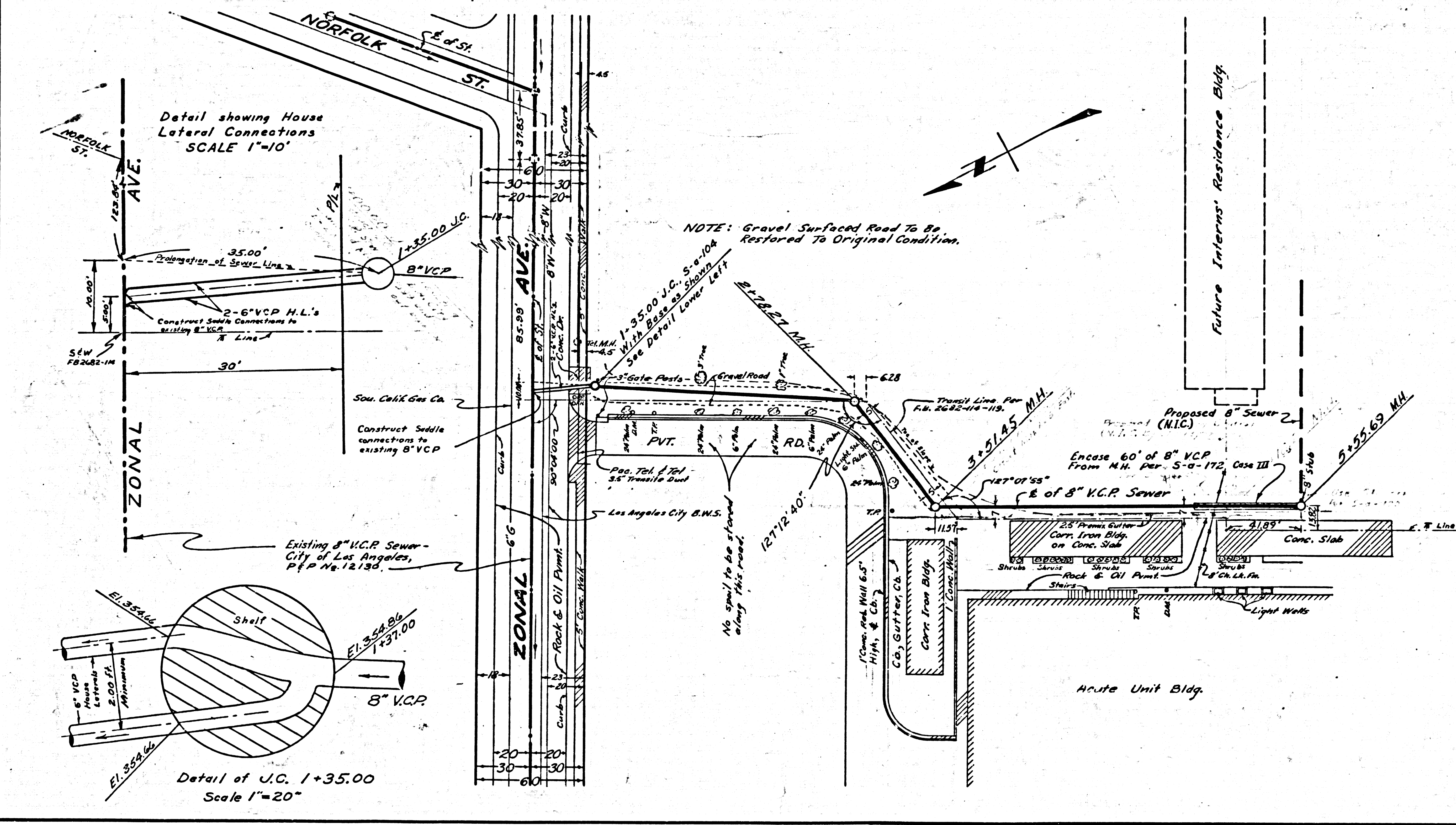
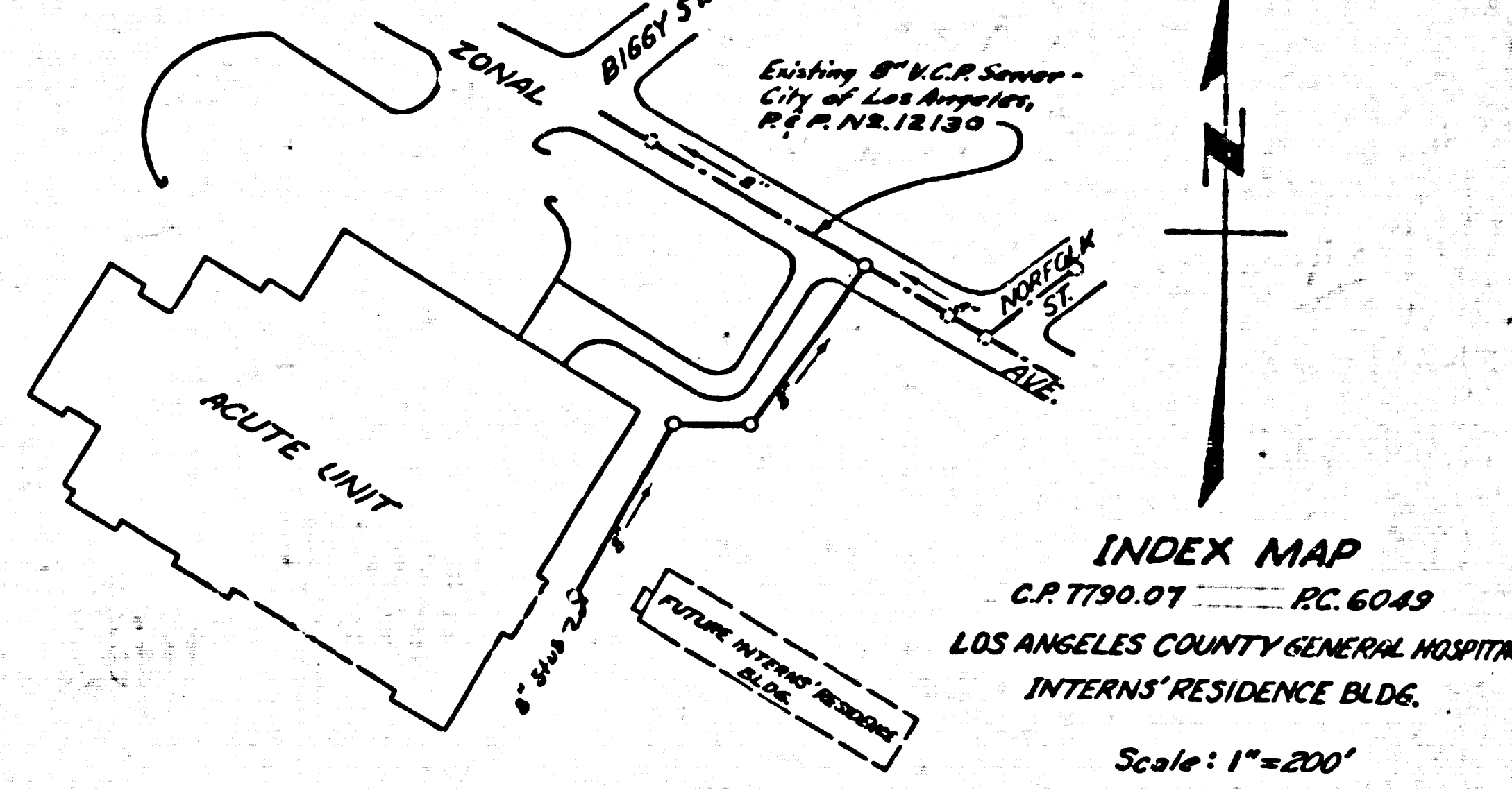
JOHN A. LAMBIE COUNTY ENGINEER  
 RECOMMENDED: *Robert E. Thomas* ASST. DIVISION ENGINEER APPROVED: *John A. Lambie* DIVISION ENGINEER  
 SUBMITTED: *Robert E. Thomas* Admin. of General Hospital  
 APPROVED: *William A. Penn* Supl. of Charities 11-1-62 PREPARED BY: *Frederic A. Mann* R.E. 18075  
 FOR LEGEND SEE PLAN No 5-a-64

ELEVATIONS ARE IN FEET ABOVE U.S.C. & G.S. SEA LEVEL DATUM OF 1929. UNIT PRICES FOR ADDITIONAL WORK WHICH MAY BE REQUIRED BUT CANNOT BE ASCERTAINED IN ADVANCE SUBMITTED IN THE PROPOSAL. THIS DRAWING AND THE DATA HEREON ARE HEREBY MADE A PART OF THE SPECIFICATIONS.

REFERENCES	DESIGNED	DATE
W.S. 9	Jaime-Satermo	Oct, 1962
F.B. 2682	Jaime-Satermo	Oct, 1962
	Schafer	Oct, 1962

ALL STATE AND LOCAL TRENCH SAFETY ORDERS WILL BE RIGIDLY ENFORCED.

- GENERAL NOTES**
- USE EXTRA STRENGTH PIPE. ALL PIPE IS STANDARD DEPTH.
  - USE MECHANICAL COMPRESSION JOINTS FOR ALL V.C.P. PER SPECIFICATIONS, SECTIONS 36 & 48.
  - ALL STRUCTURES SHALL BE BRICK SOWER STRUCTURES AS PER PLAN No 5-a-104. EXCEPT AS NOTED.
  - USE STANDARD MANHOLE FRAMES AND COVERS AS PER PLAN No 5-a-117.
  - THE CONTRACTOR SHALL NOTIFY THE CONSTRUCTION DIVISION BY TELEPHONE MA 9-4747, EXT. 8155, AT LEAST 24 HOURS BEFORE STARTING ANY WORK UNDER THIS CONTRACT.
  - APPROVAL OF THE PLAN FOR THIS PROJECT BY THE COUNTY OF LOS ANGELES DOES NOT CONSTITUTE A REPRESENTATION AS TO THE ACCURACY OF THE LOCATION OF OR THE EXISTENCE OR NON-EXISTENCE OF ANY UNDERGROUND UTILITY PIPE OR STRUCTURE WITHIN THE LIMITS OF THIS PROJECT.
  - RESURFACE TRENCH WITHIN ZONAL AVE. IN ACCORDANCE WITH L.A. CITY STANDARD SPECIFICATIONS No 158 AS AMENDED.
  - LOS ANGELES COUNTY STANDARD SEWER SPECIFICATIONS DATED MAY 25, 1962 APPLY TO THE CONSTRUCTION OF THIS PROJECT.
  - NO REVISIONS SHALL BE MADE IN THESE PLANS WITHOUT THE APPROVAL OF THE COUNTY ENGINEER.
  - TOPS OF SEWER STRUCTURES SHALL BE ADJUSTED TO FINISHED GRADE EXCEPT AS NOTED.
  - GRADES TO WHICH THIS PROJECT IS TO BE CONSTRUCTED ARE SHOWN ON THIS PLAN AND PROFILE. AT ALL POINTS BETWEEN DESIGNATED POINTS THE GRADE SHALL BE ESTABLISHED SO AS TO CONFORM TO A STRAIGHT LINE BETWEEN SAID DESIGNATED POINTS.
  - USE FORMULA No 2 SEC. 54 OF SPECIFICATIONS TO COMPUTE ALLOWABLE LEAKAGE. LEAKAGE IS ALSO SUBJECT TO REQUIREMENTS OF THE DEPT. OF BUILDING AND SAFETY OF THE CITY OF LOS ANGELES.
  - CONSTRUCTION OF SEWER SHALL ALSO COMPLY WITH THE FOLLOWING COUNTY ENGINEER STANDARD PLANS: 5-a-120, 5-a-182, 5-a-172, 5-a-179, 5-a-180.



F.B. 2682  
 E : 114-119  
 Topo : 122-125  
 X Sect. : 128-140

Trim Line

Trim Line

087929