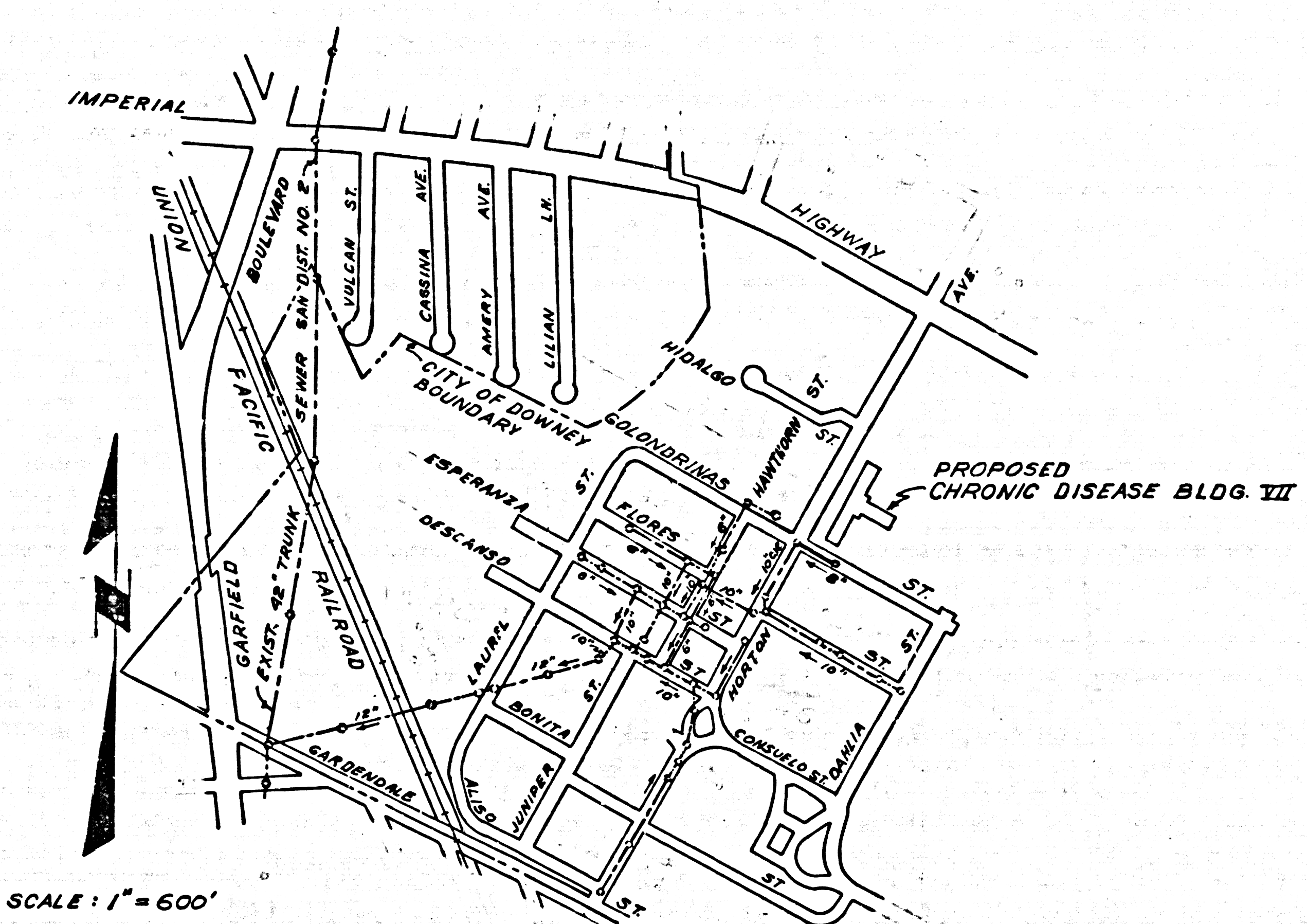
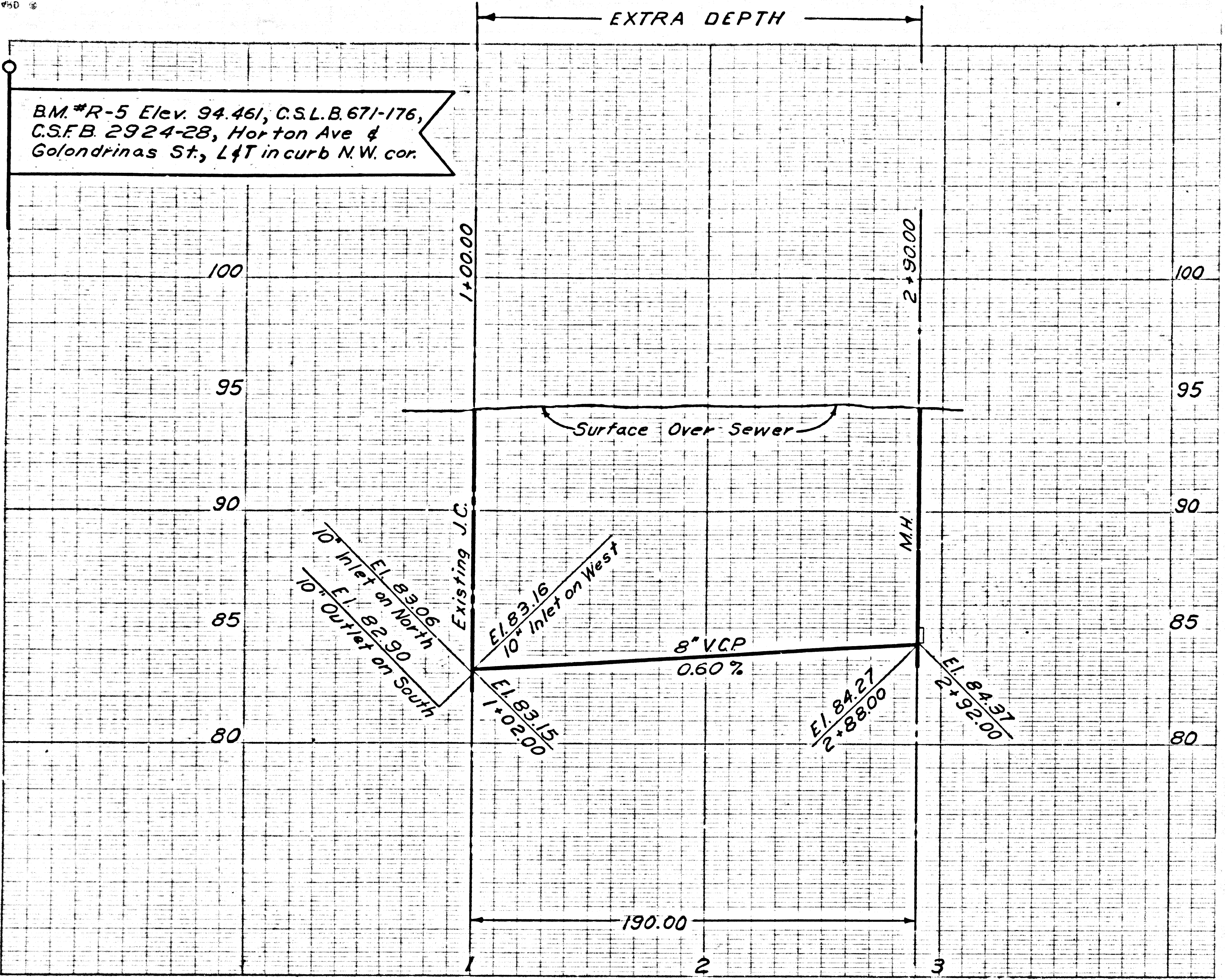


CHRONIC DISEASE BLDG. VII - RANCHO LOS AMIGOS



INDEX MAP  
P.C. 6227  
CAR PROJ. NO. 8307  
W.S. 32 C-2

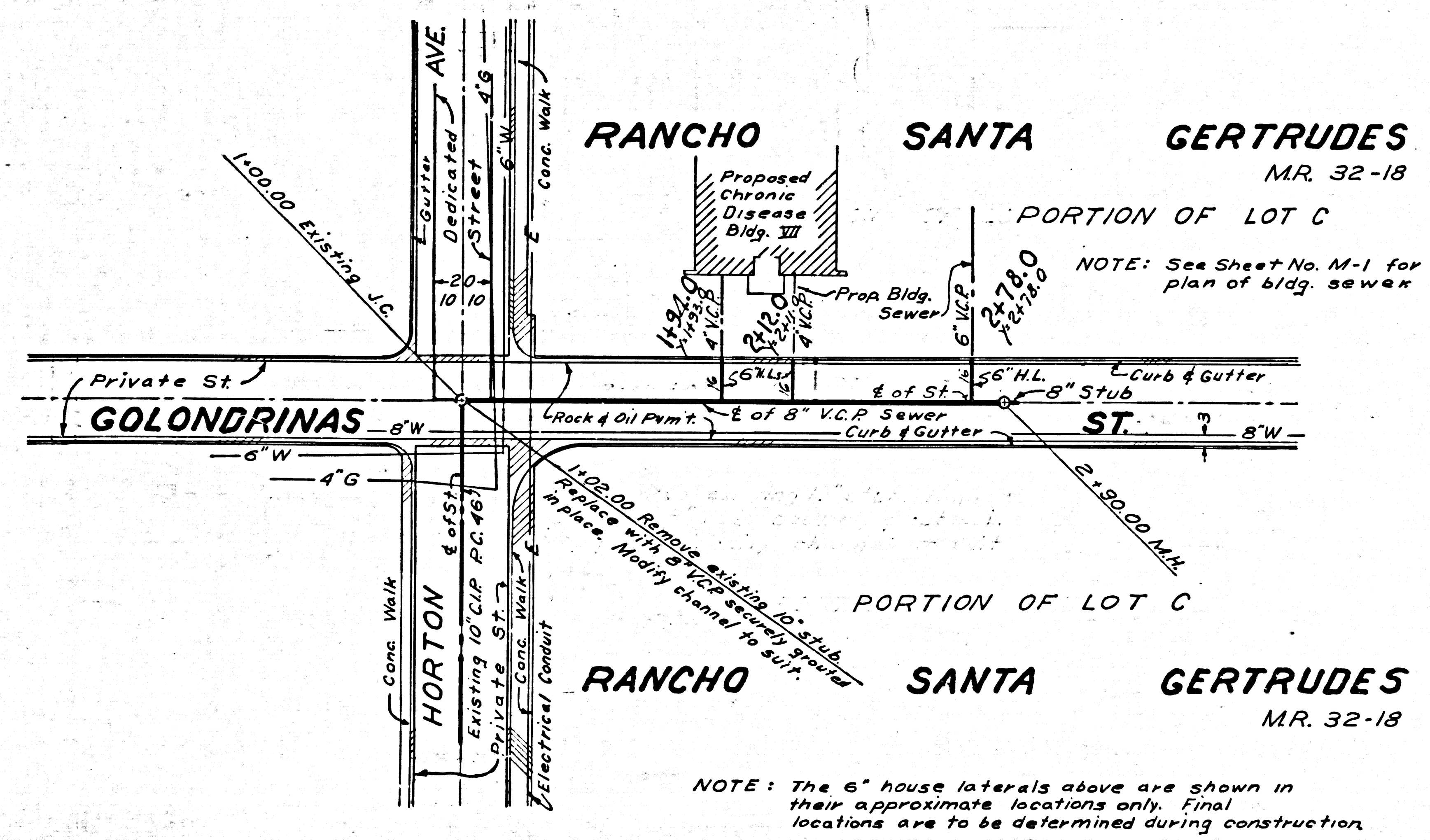
**GENERAL NOTES**

1. USE MECHANICAL COMPRESSION JOINTS FOR ALL V.C.P. PER SPECIFICATIONS, SECTIONS 36, 48 AND 49.
2. USE EXTRA STRENGTH PIPE. ALL PIPE IS EXTRA DEPTH.
3. ALL STRUCTURES SHALL BE BRICK SEWER STRUCTURES PER PLAN NO. S-a-104.
4. USE STANDARD MANHOLE FRAMES & COVERS PER PLAN NO. S-a-117.
5. THE CONTRACTOR SHALL NOTIFY THE CONSTRUCTION DIVISION BY TELEPHONE MADISON 9-4747 EXT. 81551 AT LEAST 24 HOURS BEFORE STARTING ANY WORK UNDER THIS CONTRACT.
6. LOS ANGELES COUNTY STANDARD SPECIFICATIONS FOR THE CONSTRUCTION OF SANITARY SEWERS DATED MAY 25, 1962 APPLY IN THE CONSTRUCTION OF THIS PROJECT.
7. USE FORMULA NO. 1, SEC. 54 OF STND. SPECS. TO COMPUTE ALLOWABLE LEAKAGE.
8. ELEVATIONS ARE IN FEET ABOVE U.S.C. & G.S. SEA LEVEL DATUM OF 1929.
9. APPROVAL OF THIS PLAN BY THE COUNTY OF LOS ANGELES DOES NOT CONSTITUTE A REPRESENTATION AS TO THE ACCURACY OF THE LOCATION OF OR THE EXISTENCE OR NONEXISTENCE OF ANY UNDERGROUND UTILITY PIPE OR STRUCTURE WITHIN THE LIMITS OF THIS PROJECT.
10. THIS DRAWING & THE DATA HEREON ARE HEREBY MADE A PART OF THE SPECIFICATIONS.
11. FOR LEGEND SEE PLAN S-a-64.
12. UNIT PRICES FOR ADDITIONAL WORK WHICH MAY BE REQUIRED BUT WHICH CANNOT BE ASCERTAINED IN ADVANCE SHALL BE SUBMITTED IN THE PROPOSAL.
13. GRADES TO WHICH THIS SEWER IS TO BE CONSTRUCTED ARE SHOWN ON THIS PLAN & PROFILE. AT ALL POINTS BETWEEN DESIGNATED POINTS THE GRADE SHALL BE ESTABLISHED SO AS TO CONFORM TO A STRAIGHT LINE BETWEEN SAID DESIGNATED POINTS.
14. TOPS OF SEWER STRUCTURES SHALL BE ADJUSTED TO FINISHED GRADE.
15. RESURFACE TRENCH WITHIN PAVED AREA TO MATCH EXISTING PAVEMENT PLUS ONE INCH ADDITIONAL THICKNESS.
16. CONSTRUCTION OF SEWER SHALL ALSO COMPLY WITH THE FOLLOWING COUNTY ENGINEER'S STANDARD PLANS: S-a-120, S-a-162, S-a-166, S-a-171, S-a-172, S-a-179, S-a-180.

NO CONNECTIONS FOR THE DISPOSAL OF INDUSTRIAL WASTES SHALL BE MADE TO SEWERS SHOWN ON THESE DRAWINGS WITHOUT WRITTEN PERMISSION FROM THE CHIEF ENGINEER AND GENERAL MANAGER OF THE COUNTY SANITATION DISTRICTS.

33346

NO CHANGE IN CONNECTIONS



NOTE: The 6" house laterals above are shown in their approximate locations only. Final locations are to be determined during construction.

SCALES:  
HORIZ. 1"=40'  
VERT. 1"=4'

<b>APPROVED</b> L. P. Leavitt CITY ENGINEER CITY OF DOWNEY BY <i>[Signature]</i> 6-22-68		<b>APPROVED</b> John D. Parkhurst CHIEF ENGINEER OF COUNTY SANITATION DISTRICT NO. 2 BY <i>[Signature]</i> OFFICE ENGINEER		DEPARTMENT OF <b>COUNTY ENGINEER</b> SANITATION DIVISION COUNTY OF LOS ANGELES Recommended <i>[Signature]</i> Design Engineer Approved <i>[Signature]</i> Asst. Division Engineer	DATE July 1962 DESIGNED BY <i>Felling</i> TRACED BY <i>Felling</i> CHECKED BY <i>Schafer</i> PRIVATE CONTR. 6227 SCALES AS SHOWN	<b>SANITARY SEWER</b>  <b>CHRONIC DISEASE BLDG. VII</b>  RANCHO LOS AMIGOS HOSPITAL DOWNEY, CALIFORNIA	SPEC. NO. OF WORK ORDER 8307.01 CAPITAL PROJ. 8307 SHEET NO. <b>SAN-I</b> OF
--	--	---	--	---	---	---	--

CHRONIC DISEASE BLDG. VII - RANCHO LOS AMIGOS