WASTE WATER RECLAMATION PROJECT FOR ANTELOPE VALLEY

42175

C.C. 6333C J.N. 8924.05

DEPARTMENT OF THE COUNTY ENGINEER

SANITATION DIVISION

COUNTY OF LOS ANGELES, CALIFORNIA

JOHN A. LAMBIE — COUNTY ENGINEER

SUBMITTED [signature] CIVIL ENGINEER 14390

RECOMMENDED [signature] DIVISION ENGINEER

APPROVED [signature] PROJECT ENGINEER COUNTY ENGINEER

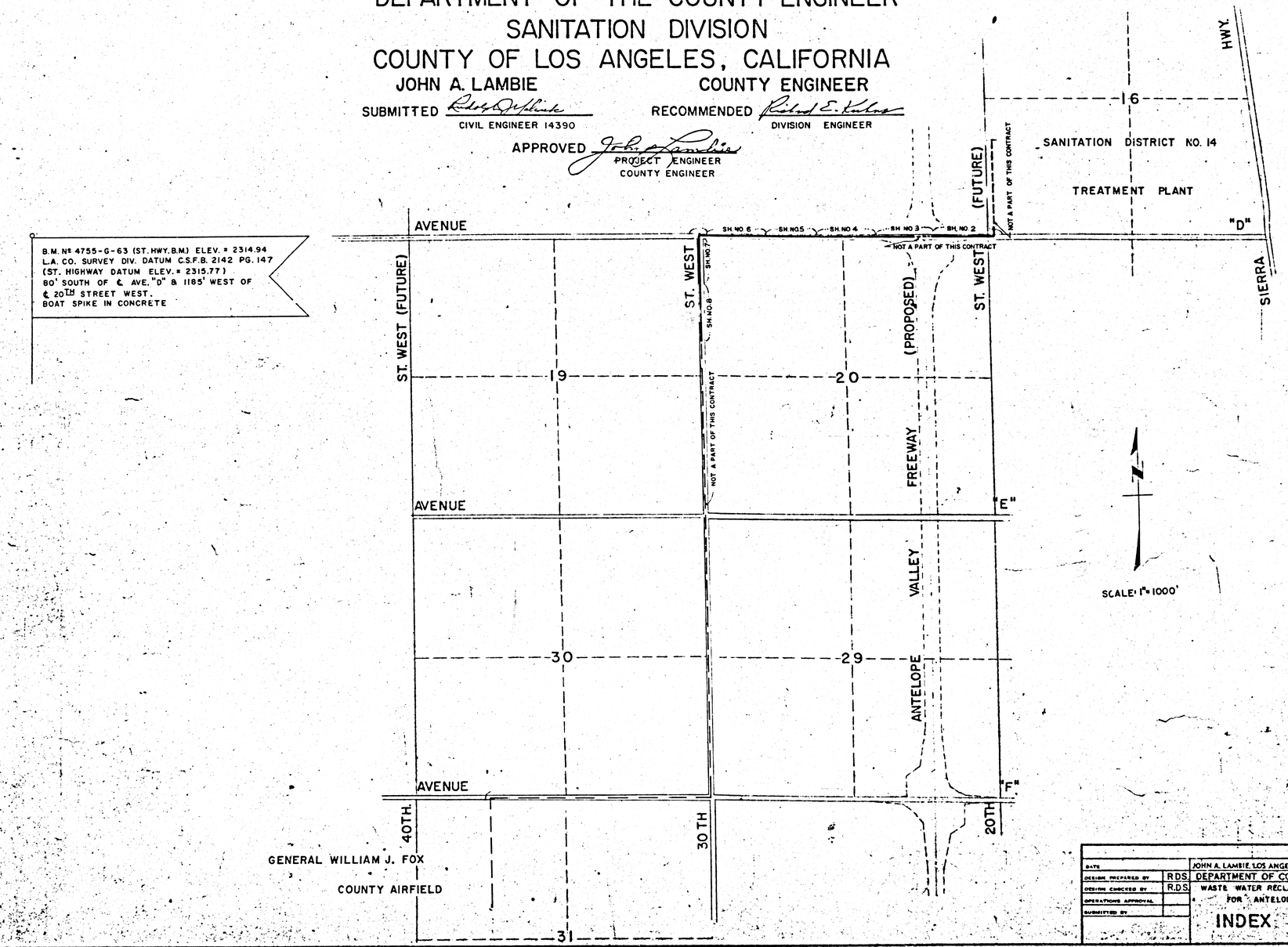

DATE		JOHN A. LAMBIE, LOS ANGELES COUNTY ENGINEER	JOB NO. 8924.05
DESIGN PREPARED BY	R.D.S.	DEPARTMENT OF COUNTY ENGINEER	SPEC. NO.
DESIGN CHECKED BY	R.D.S.	WASTE WATER RECLAMATION PROJECT	DRAWING PREPARED BY J.A.R.
OPERATIONS APPROVAL		FOR ANTELOPE VALLEY	DRAWING CHECKED BY R.D.S.
SUBMITTED BY		INDEX SHEET	DRAWING NO.
			SHEET NO. 1 OF 8 SHEETS

42176

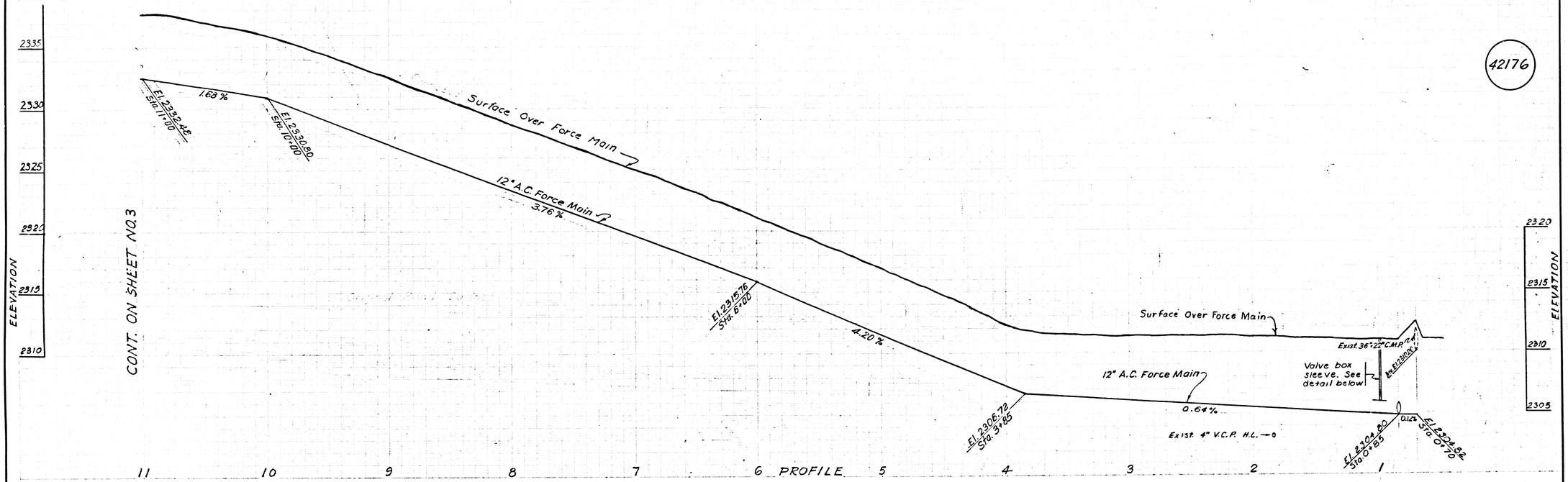

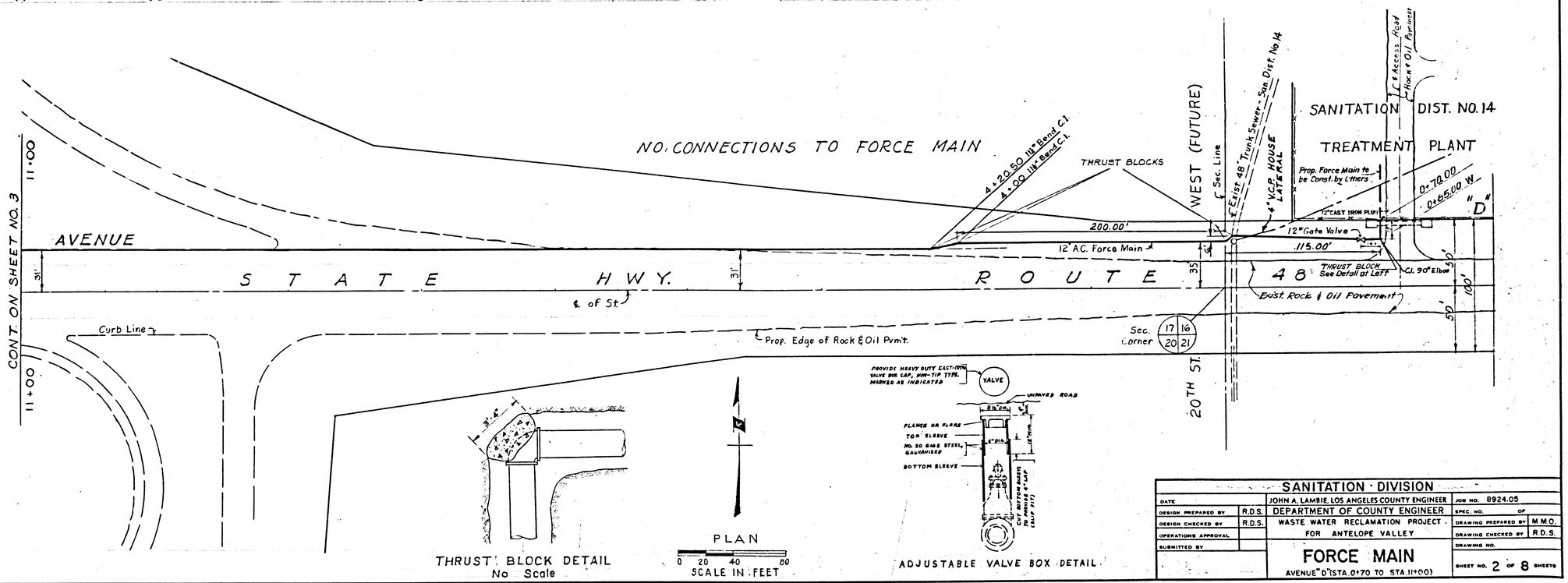

THRUST BLOCK DETAIL
No Scale

ADJUSTABLE VALVE BOX DETAIL

SANITATION · DIVISION			
DATE		JOHN A. LAMBIE, LOS ANGELES COUNTY ENGINEER	JOB NO. 8924.05
DESIGN PREPARED BY	R.D.S.	DEPARTMENT OF COUNTY ENGINEER	SPEC. NO. OF
DESIGN CHECKED BY	R.D.S.	WASTE WATER RECLAMATION PROJECT · FOR ANTELOPE VALLEY	DRAWING PREPARED BY M.M.O.
OPERATIONS APPROVAL			DRAWING CHECKED BY R.D.S.
SUBMITTED BY			DRAWING NO.
		FORCE MAIN AVENUE "D" (STA. 0+70 TO STA. 11+00)	SHEET NO. 2 OF 8 SHEETS

279 243 K+E ALBUQUERQUE LA 1348

PEA GRAVEL BACKFILLED BY ORDER OF STATE HWY. ENGINEER CONST. ZONE.

42177

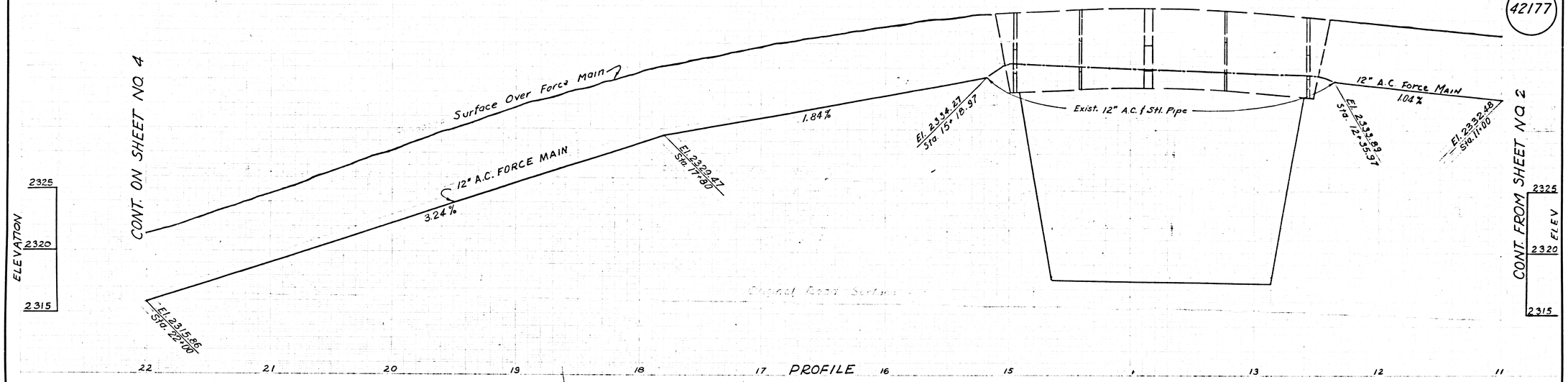

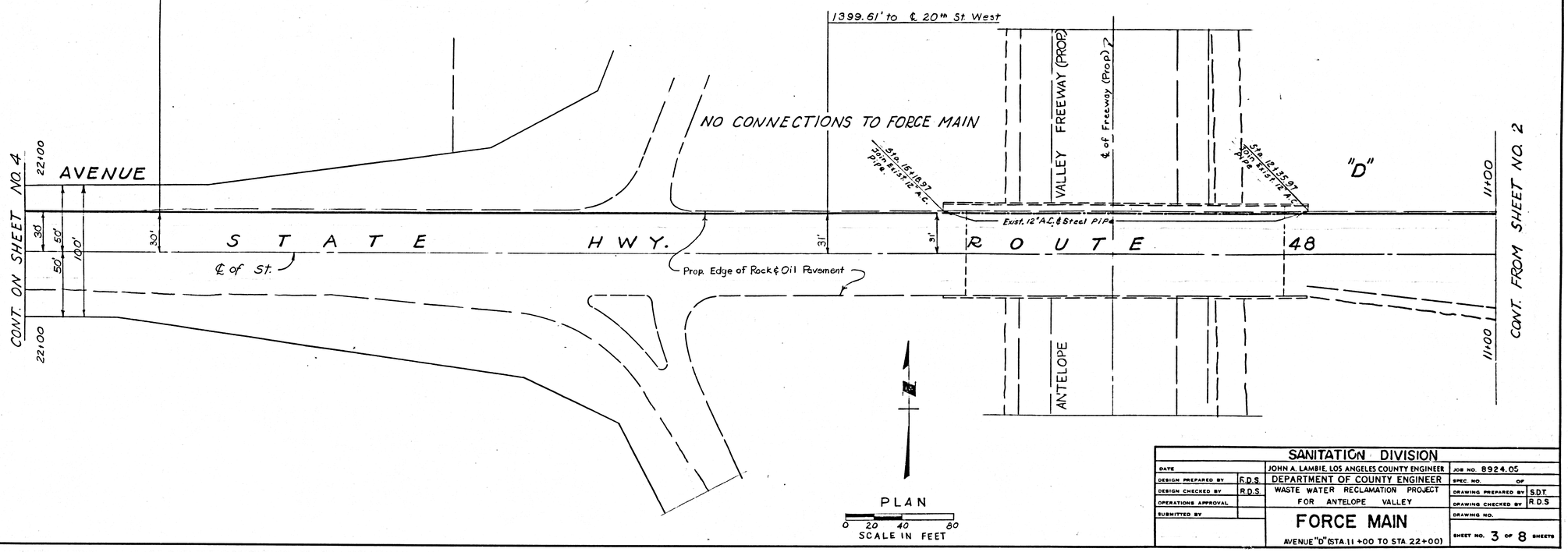

SANITATION DIVISION			
DATE	JOHN A. LAMBIE, LOS ANGELES COUNTY ENGINEER	JOB NO. 8924.05	
DESIGN PREPARED BY R.D.S.	DEPARTMENT OF COUNTY ENGINEER	SPEC. NO.	OF
DESIGN CHECKED BY R.D.S.	WASTE WATER RECLAMATION PROJECT	DRAWING PREPARED BY	S.D.T.
OPERATIONS APPROVAL	FOR ANTELOPE VALLEY	DRAWING CHECKED BY	R.D.S.
SUBMITTED BY	**FORCE MAIN** AVENUE "D" (STA. 11+00 TO STA 22+00)	DRAWING NO.	
		SHEET NO. 3 OF 8 SHEETS	

NO 5815-CE 879 2-63 K+E ALBANENE LA 1348

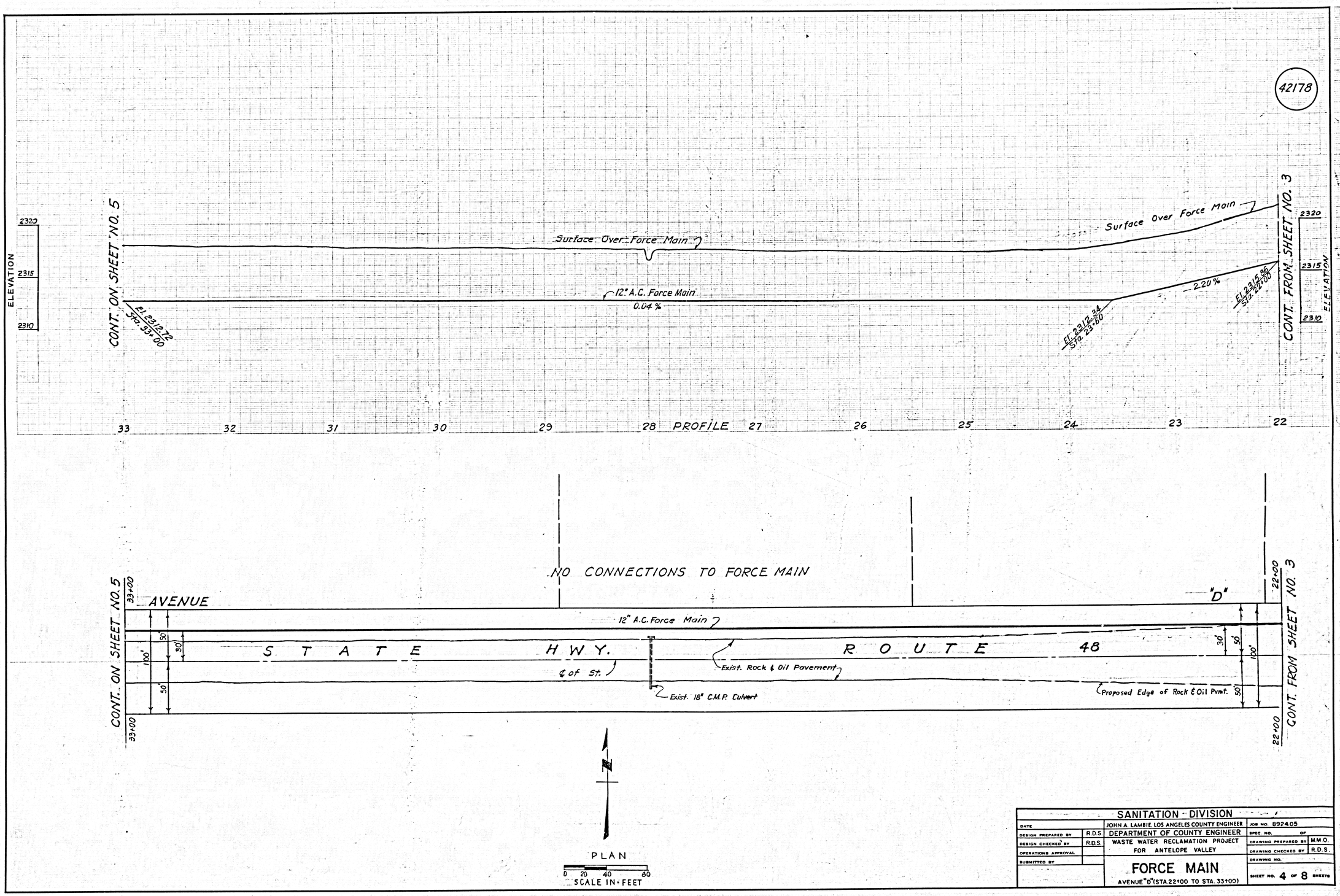

SANITATION DIVISION			
DATE		JOHN A. LAMBIE, LOS ANGELES COUNTY ENGINEER	JOB NO. 8924.05
DESIGN PREPARED BY	R.D.S.	DEPARTMENT OF COUNTY ENGINEER	SPEC. NO. OF
DESIGN CHECKED BY	R.D.S.	WASTE WATER RECLAMATION PROJECT	DRAWING PREPARED BY M.M.O.
OPERATIONS APPROVAL		FOR ANTELOPE VALLEY	DRAWING CHECKED BY R.D.S.
SUBMITTED BY			DRAWING NO.
		FORCE MAIN AVENUE "D" (STA. 22+00 TO STA. 33+00)	SHEET NO. 4 OF 8 SHEETS

42179

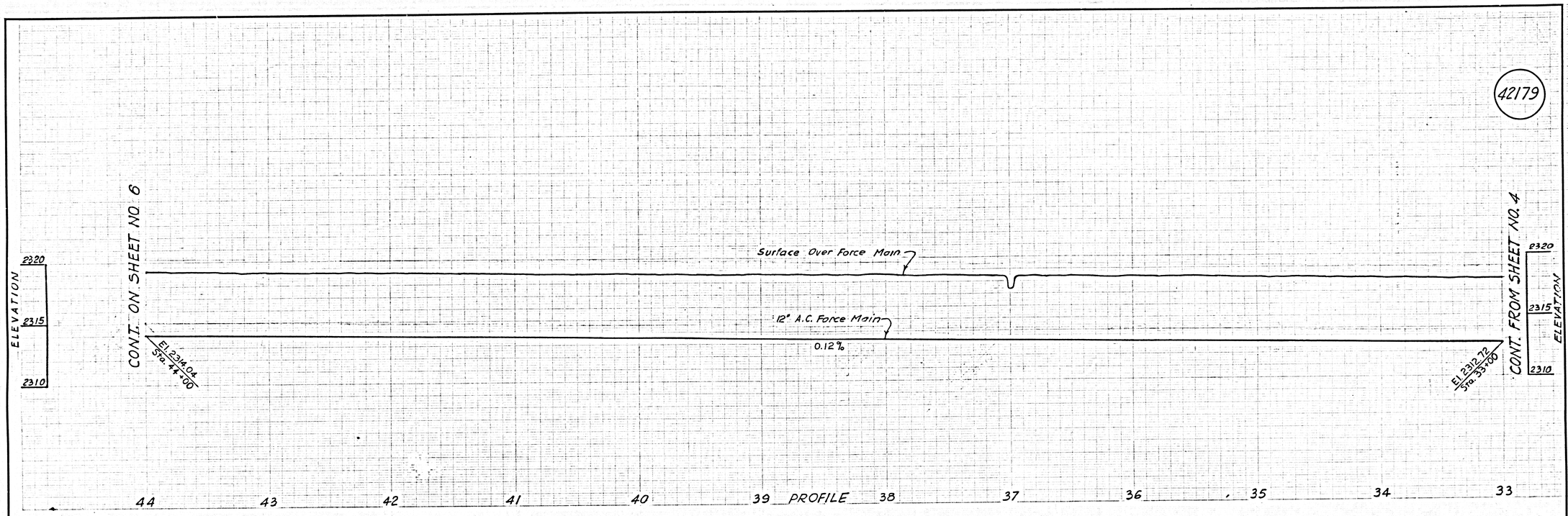

NO CONNECTIONS TO FORCE MAIN

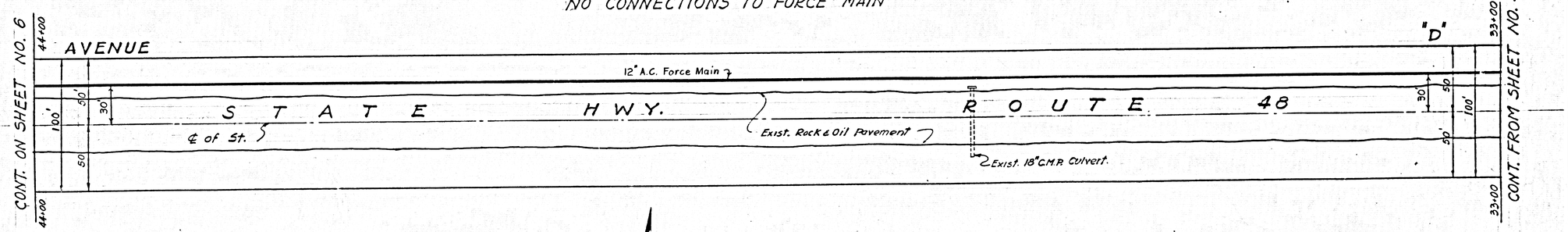



PLAN

0 20 40 80
SCALE IN FEET

SANITATION DIVISION			
DATE		JOHN A. LAMBIE, LOS ANGELES COUNTY ENGINEER	JOB NO. 8924.05
DESIGN PREPARED BY	H.D.S.	DEPARTMENT OF COUNTY ENGINEER	SPEC. NO. OF
DESIGN CHECKED BY	R.D.S.	WASTE WATER RECLAMATION PROJECT	DRAWING PREPARED BY M.M.O.
OPERATIONS APPROVAL		FOR ANTELOPE VALLEY	DRAWING CHECKED BY R.D.S.
SUBMITTED BY		FORCE MAIN AVENUE "D" (STA. 33+00 TO STA. 44+00)	DRAWING NO.
			SHEET NO. 5 OF 8 SHEETS

879 343 K-E ALBANENE LA 1348

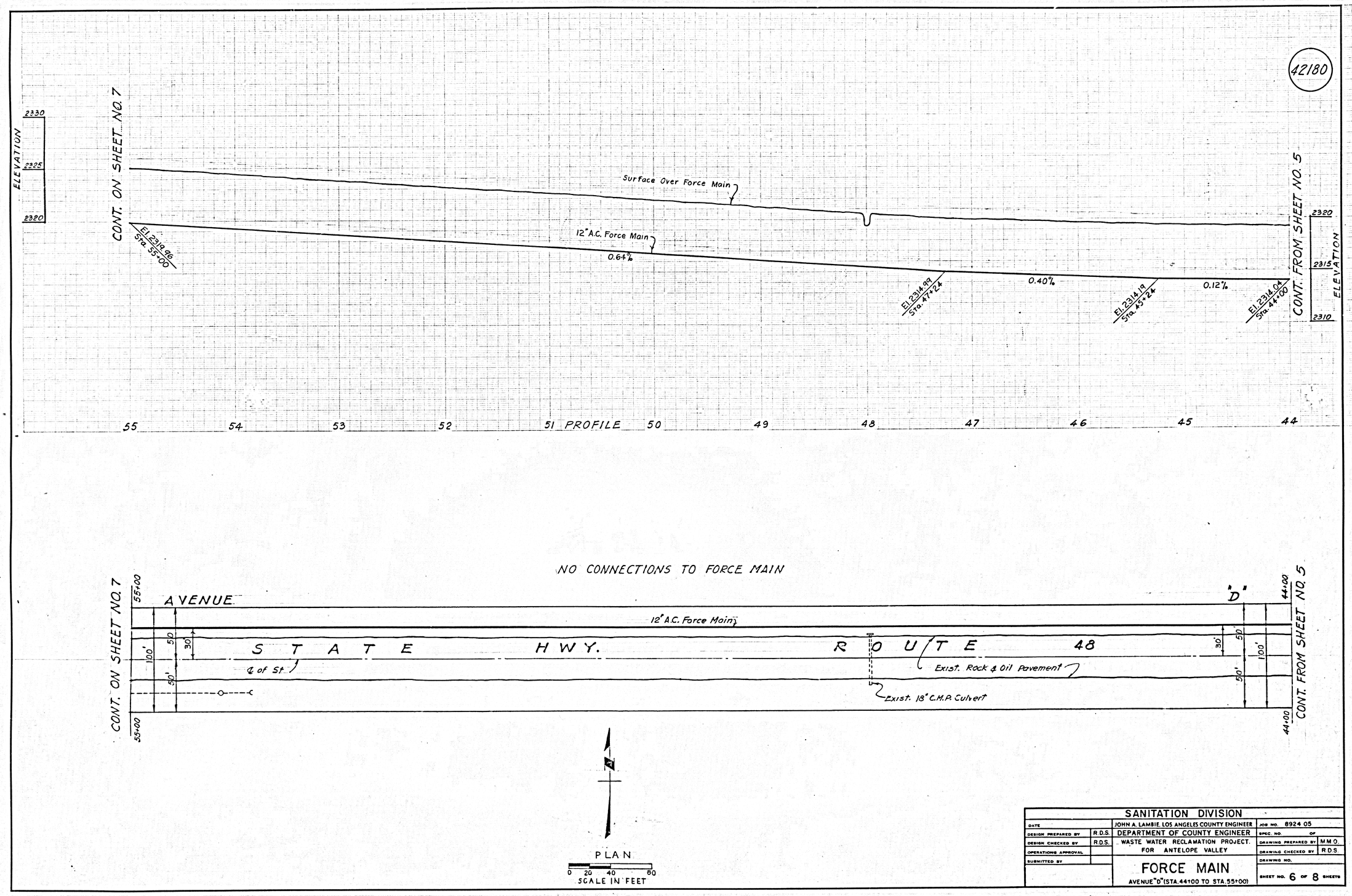

SANITATION DIVISION			
DATE		JOHN A. LAMBIE, LOS ANGELES COUNTY ENGINEER	JOB NO. 8924 05
DESIGN PREPARED BY	R.D.S.	DEPARTMENT OF COUNTY ENGINEER	SPEC. NO. OF
DESIGN CHECKED BY	R.D.S.	WASTE WATER RECLAMATION PROJECT.	DRAWING PREPARED BY M.M.O.
OPERATIONS APPROVAL		FOR ANTELOPE VALLEY	DRAWING CHECKED BY R.D.S.
SUBMITTED BY			DRAWING NO.
		FORCE MAIN AVENUE "D" (STA. 44+00 TO STA. 55+00)	SHEET NO. 6 OF 8 SHEETS

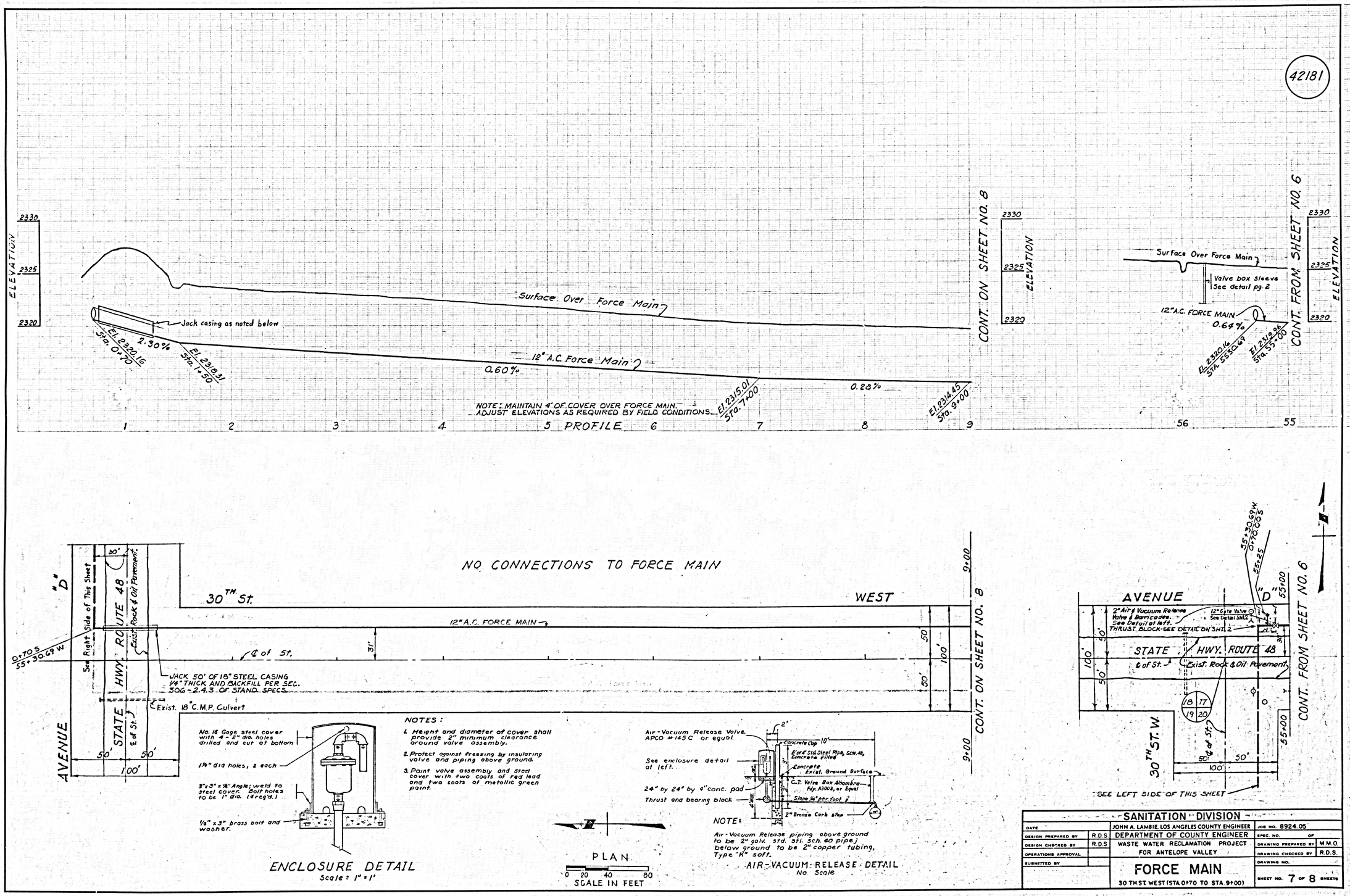
42181
ELEVATION
2330
2325
2320
Surface Over Force Main
Jack casing as noted below
El. 2320.16 Sta. 0+70
2.30%
El. 2318.31 Sta. 1+50
12" A.C. Force Main
0.60%
0.28%
El. 2315.01 Sta. 7+00
El. 2314.45 Sta. 9+00
NOTE: MAINTAIN 4' OF COVER OVER FORCE MAIN. ADJUST ELEVATIONS AS REQUIRED BY FIELD CONDITIONS.
1 2 3 4 5 PROFILE 6 7 8 9
CONT. ON SHEET NO. 8
Surface Over Force Main
Valve box sleeve See detail pg. 2
12" A.C. FORCE MAIN
0.64%
El. 2320.16 Sta. 5530.69
El. 2319.96 Sta. 55+00
CONT. FROM SHEET NO. 6
56 55
NO CONNECTIONS TO FORCE MAIN
30TH St.
WEST
12" A.C. FORCE MAIN
℄ of St.
31'
50'
100'
9+00
CONT. ON SHEET NO. 8
"D"
0+70 S 55+30.69 W
See Right Side of This Sheet
STATE HWY. ROUTE 48
Exist. Rock & Oil Pavement
JACK 50' OF 18" STEEL CASING 1/4" THICK AND BACKFILL PER SEC. 306-2.4.3 OF STAND. SPECS.
Exist. 18" C.M.P. Culvert
AVENUE
No. 16 Gage steel cover with 4 - 2" dia. holes drilled and cut at bottom
1 1/4" dia holes, 2 each
3"x3"x1/4" Angle; weld to steel cover. Bolt holes to be 1" dia. (4 req'd.)
1/2" x 3" brass bolt and washer.
ENCLOSURE DETAIL
Scale: 1" = 1'
NOTES:
1. Height and diameter of cover shall provide 2" minimum clearance around valve assembly.
2. Protect against freezing by insulating valve and piping above ground.
3. Paint valve assembly and steel cover with two coats of red lead and two coats of metallic green paint.
Air-Vacuum Release Valve. APCO #145C or equal.
See enclosure detail at left.
24" by 24" by 4" conc. pad
Thrust and bearing block
Concrete Cap
6' of 4" Std. Steel Pipe, Sch. 40, Concrete Filled
Concrete
Exist. Ground Surface
C.I. Valve Box Alhambra Fdy. A3003, or Equal
Slope 1/4" per foot
2" Bronze Curb stop
NOTE:
Air-Vacuum Release piping above ground to be 2" galv. std. stl. sch. 40 pipe; below ground to be 2" copper tubing, Type "K" soft.
AIR-VACUUM RELEASE DETAIL
No Scale
PLAN
0 20 40 80
SCALE IN FEET
AVENUE
"D"
55+30.69 W 0+70.00 S
55+25
55+00
2" Air & Vacuum Release Valve & Barricades. See Detail at left.
12" Gate Valve See Detail Sht. 2
THRUST BLOCK-SEE DETAIL ON SHT. 2
STATE HWY. ROUTE 48
℄ of St.
Exist. Rock & Oil Pavement
18 17 19 20
30TH ST. W.
℄ of St.
50' 100'
SEE LEFT SIDE OF THIS SHEET
CONT. FROM SHEET NO. 6
SANITATION DIVISION
DATE
JOHN A. LAMBIE, LOS ANGELES COUNTY ENGINEER
JOB NO. 8924.05
DESIGN PREPARED BY R.D.S.
DEPARTMENT OF COUNTY ENGINEER
SPEC. NO. OF
DESIGN CHECKED BY R.D.S.
WASTE WATER RECLAMATION PROJECT FOR ANTELOPE VALLEY
DRAWING PREPARED BY M.M.O.
OPERATIONS APPROVAL
DRAWING CHECKED BY R.D.S.
SUBMITTED BY
FORCE MAIN
30 TH ST. WEST (STA. 0+70 TO STA. 9+00)
DRAWING NO.
SHEET NO. 7 OF 8 SHEETS

42182

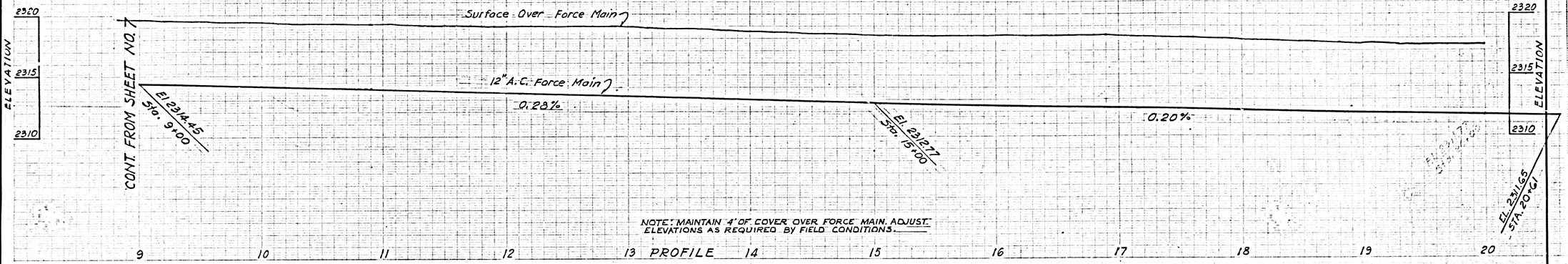

NOTE: MAINTAIN 4' OF COVER OVER FORCE MAIN. ADJUST ELEVATIONS AS REQUIRED BY FIELD CONDITIONS.

NO CONNECTIONS TO FORCE MAIN

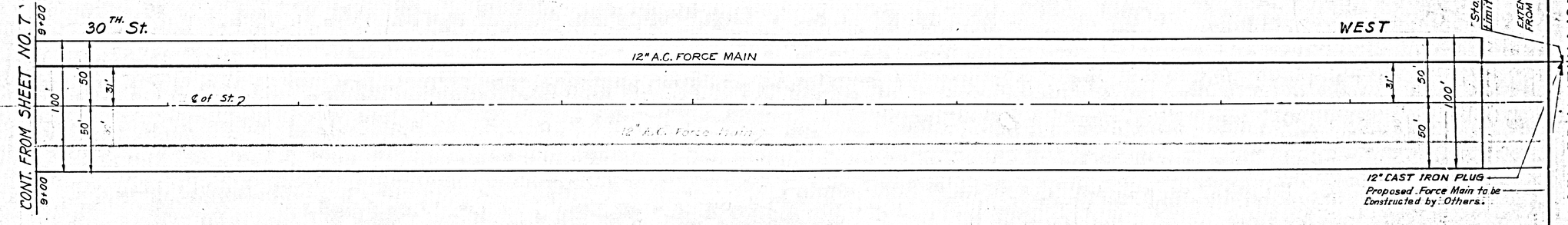

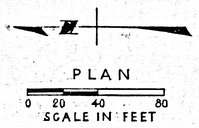

		SANITATION DIVISION	
DATE		JOHN A. LAMBIE, LOS ANGELES COUNTY ENGINEER	JOB NO. 8924.05
DESIGN PREP. TO BY	R.D.S.	DEPARTMENT OF COUNTY ENGINEER	SPEC. NO. OF
DESIGN CHECKED BY	R.D.S.	WASTE WATER RECLAMATION PROJECT	DRAWING PREPARED BY M.M.O.
OPERATIONS APPROVAL		FOR ANTELOPE VALLEY	DRAWING CHECKED BY R.D.S.
SUBMITTED BY		FORCE MAIN	DRAWING NO.
		30 TH. ST. WEST (STA 9+00 TO STA. 20+00)	SHEET NO. 8 OF 8 SHEETS

WASTE WATER RECLAMATION PROJECT — C.S. 6333

K+E ALBANY® LA 1346

WASTE WATER RECLAMATION PROJECT FOR ANTELOPE VALLEY

42160

P.C. 6333D J.N. 8924.06

DEPARTMENT OF THE COUNTY ENGINEER

SANITATION DIVISION

COUNTY OF LOS ANGELES, CALIFORNIA

JOHN A. LAMBIE COUNTY ENGINEER

SUBMITTED _____ CIVIL ENGINEER 14390

RECOMMENDED _____ DIVISION ENGINEER

APPROVED _____ PROJECT DIRECTOR COUNTY ENGINEER

B.M. AV Nº 365 ELEV. 2316.92
L.A.CO. SURVEY DIV. DATUM C.S.F.B. 2142 PG. 144
℄ AVE. "D-8" ℄ 30TH ST. WEST.
STD. C.S. ¼ CORNER MONUMENT.

NOTES

APPROVAL OF THIS PLAN BY THE COUNTY OF LOS ANGELES DOES NOT CONSTITUTE A REPRESENTATION AS TO THE ACCURACY OF THE LOCATION OF OR THE EXISTENCE OR NON-EXISTENCE OF ANY UNDERGROUND UTILITY PIPE OR STRUCTURE WITHIN THE LIMITS OF THIS PROJECT.

NO REVISIONS SHALL BE MADE IN THESE PLANS WITHOUT THE APPROVAL OF THE COUNTY ENGINEER.

PRIOR TO CONSTRUCTION, THE CONTRACTOR SHALL SECURE A FEE-EXEMPT ROAD PERMIT, COUNTY ROAD DEPARTMENT, 38125 SIERRA HIGHWAY, PALMDALE.

PRIOR TO CONSTRUCTION, THE CONTRACTOR SHALL SECURE A FEE-EXEMPT CONSTRUCTION PERMIT, COUNTY ENGINEER SANITATION, RM. 310, 108 WEST 2ND STREET, LOS ANGELES, 90012.

THE CONTRACTOR SHALL NOTIFY THE CONSTRUCTION DIVISION BY TELEPHONE 629-4747, EXT. 81551 AT LEAST 24 HOURS BEFORE STARTING ANY WORK UNDER THIS CONTRACT.

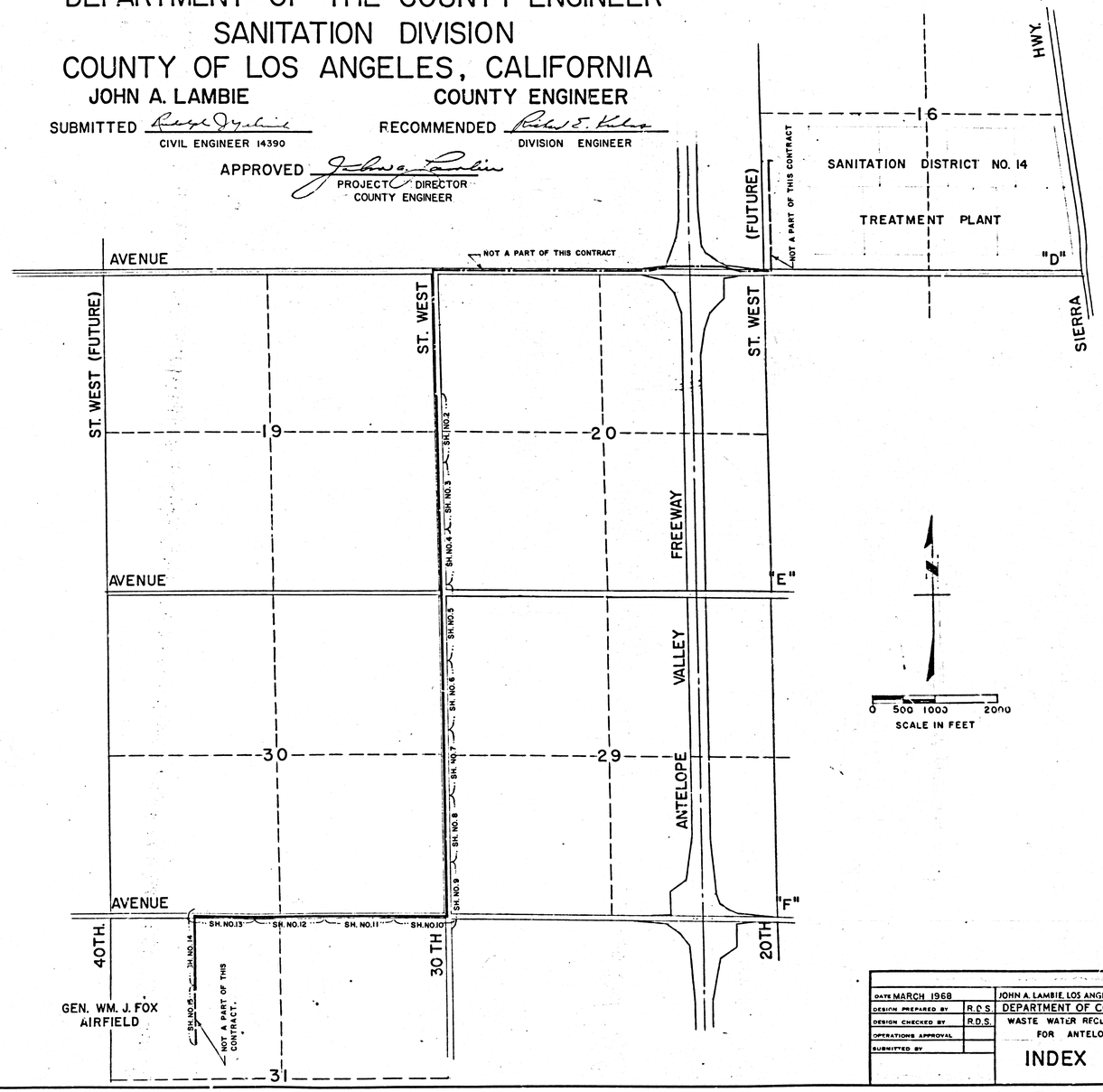

DATE MARCH 1968		JOHN A. LAMBIE, LOS ANGELES COUNTY ENGINEER	JOB NO. 8924.06
DESIGN PREPARED BY	R.D.S.	DEPARTMENT OF COUNTY ENGINEER	SPEC. NO. OF
DESIGN CHECKED BY	R.D.S.	WASTE WATER RECLAMATION PROJECT	DRAWING PREPARED BY R.G-R.
OPERATIONS APPROVAL		FOR ANTELOPE VALLEY	DRAWING CHECKED BY R.D.S.
SUBMITTED BY		INDEX SHEET	DRAWING NO.
			SHEET NO. 1 OF 15 SHEETS

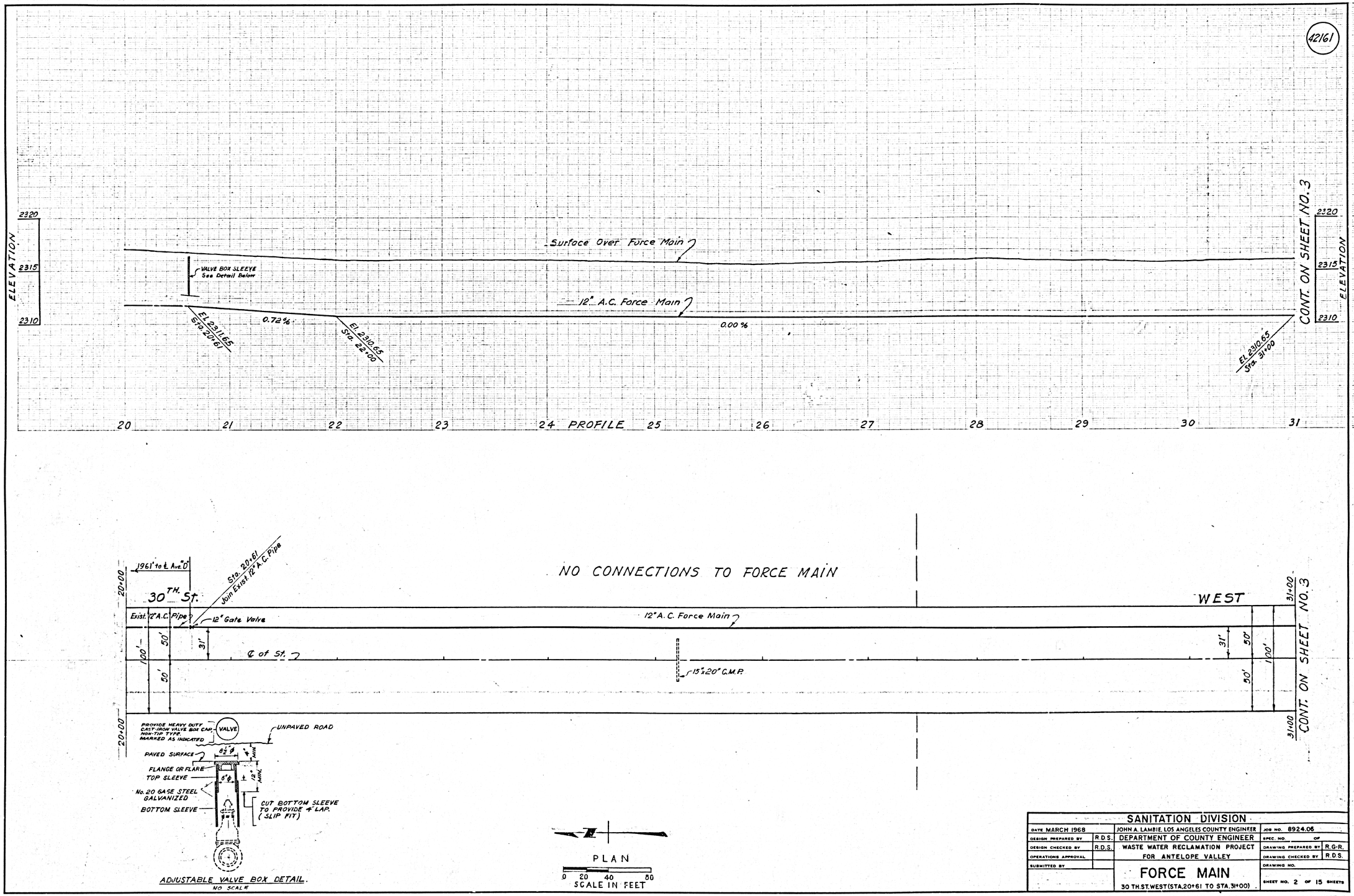
42161
ELEVATION
2320
2315
2310
Surface Over Force Main
VALVE BOX SLEEVE
See Detail Below
12" A.C. Force Main
0.72%
0.00%
El. 2311.65
Sta. 20+61
El. 2310.65
Sta. 22+00
El. 2310.65
Sta. 31+00
CONT. ON SHEET NO. 3
20
21
22
23
24
PROFILE
25
26
27
28
29
30
31
NO CONNECTIONS TO FORCE MAIN
1961' to ℄ Ave. "D"
Sta. 20+61
Join Exist. 12" A.C. Pipe
30TH. St.
WEST
Exist. 12" A.C. Pipe
12" Gate Valve
12" A.C. Force Main
℄ of St.
15"x20" C.M.P.
100'
50'
31'
20+00
31+00
CONT. ON SHEET NO. 3
PROVIDE HEAVY DUTY CAST-IRON VALVE BOX CAP, NON-TIP TYPE, MARKED AS INDICATED
VALVE
UNPAVED ROAD
PAVED SURFACE
FLANGE OR FLARE
TOP SLEEVE
No. 20 GAGE STEEL GALVANIZED
BOTTOM SLEEVE
CUT BOTTOM SLEEVE TO PROVIDE 4" LAP. (SLIP FIT)
ADJUSTABLE VALVE BOX DETAIL.
NO SCALE
PLAN
0 20 40 80
SCALE IN FEET
SANITATION DIVISION
DATE MARCH 1968
JOHN A. LAMBIE, LOS ANGELES COUNTY ENGINEER
DEPARTMENT OF COUNTY ENGINEER
WASTE WATER RECLAMATION PROJECT
FOR ANTELOPE VALLEY
FORCE MAIN
30 TH. ST. WEST (STA. 20+61 TO STA. 31+00)
DESIGN PREPARED BY R.D.S.
DESIGN CHECKED BY R.D.S.
OPERATIONS APPROVAL
SUBMITTED BY
JOB NO. 8924.06
SPEC. NO. OF
DRAWING PREPARED BY R.G-R.
DRAWING CHECKED BY R.D.S.
DRAWING NO.
SHEET NO. 2 OF 15 SHEETS

42162

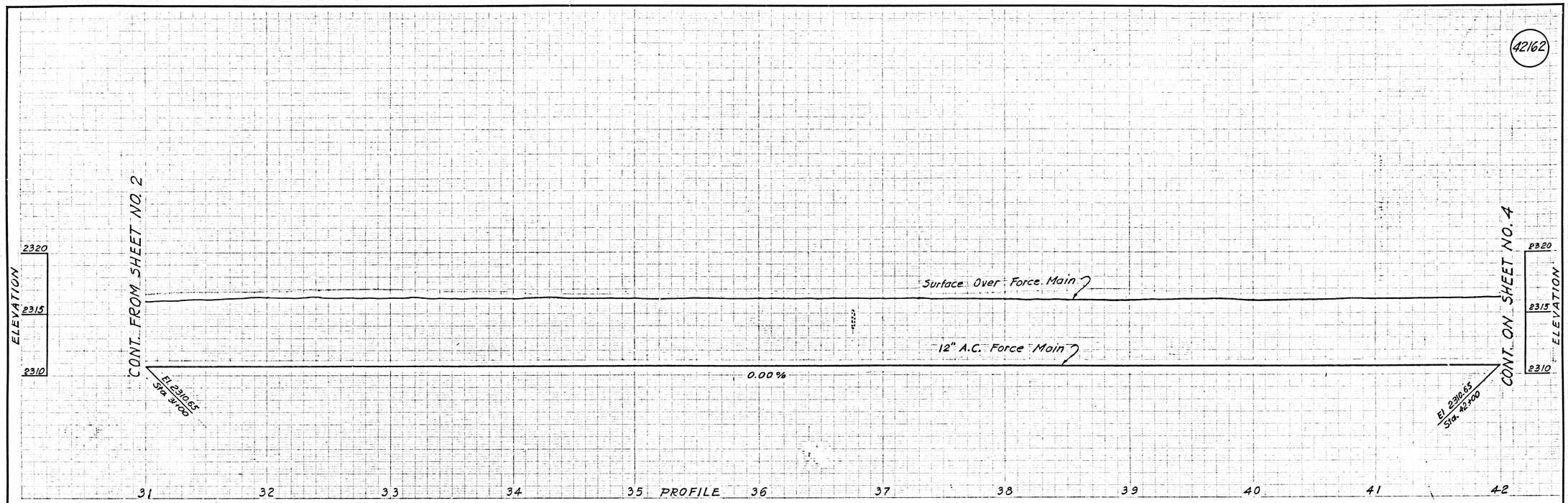

NO CONNECTIONS TO FORCE MAIN

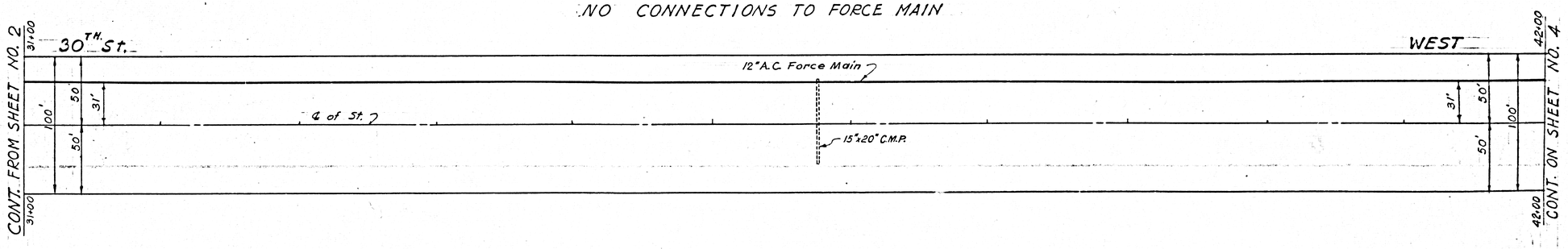

PLAN

0 20 40 60

SCALE IN FEET

SANITATION DIVISION			
DATE MARCH 1968		JOHN A. LAMBIE, LOS ANGELES COUNTY ENGINEER	JOB NO. 8924.06
DESIGN PREPARED BY	R.D.S.	DEPARTMENT OF COUNTY ENGINEER	SPEC. NO. OF
DESIGN CHECKED BY	R.D.S.	WASTE WATER RECLAMATION PROJECT FOR ANTELOPE VALLEY	DRAWING PREPARED BY R.G-R.
OPERATIONS APPROVAL			DRAWING CHECKED BY R.D.S.
SUBMITTED BY		FORCE MAIN 30 TH. ST. WEST (STA. 31+00 TO STA. 42+00)	DRAWING NO.
			SHEET NO. 3 OF 15 SHEETS

760985-CE 8/70 2-63 K+E ALBUQUERQUE LA 1348

42163

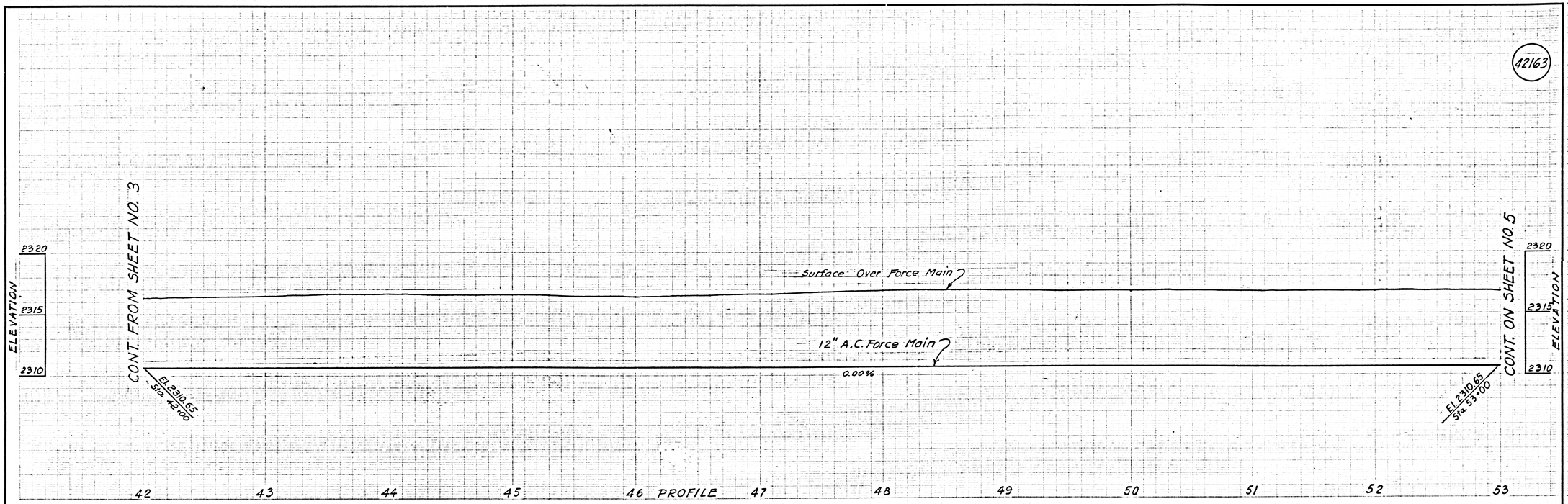

NO CONNECTIONS TO FORCE MAIN

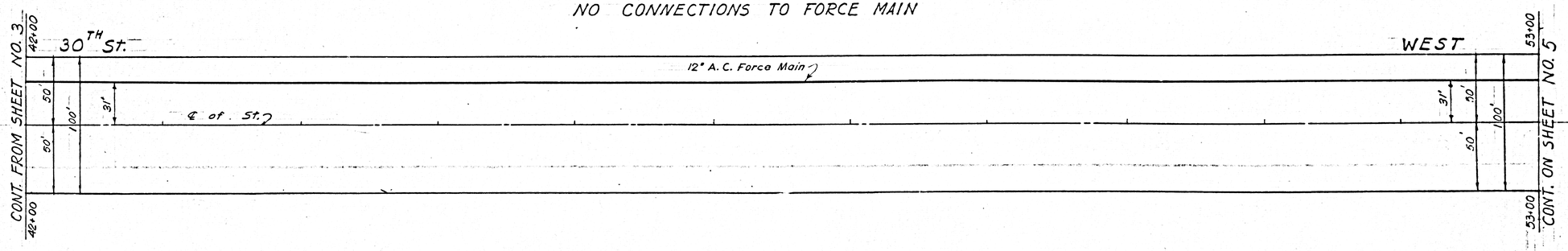

PLAN

0 20 40 60
SCALE IN FEET

SANITATION DIVISION			
DATE MARCH 1968		JOHN A. LAMBIE, LOS ANGELES COUNTY ENGINEER	JOB NO. 8924.06
DESIGN PREPARED BY	R.D.S.	DEPARTMENT OF COUNTY ENGINEER	SPEC NO. OF
DESIGN CHECKED BY	R.D.S.	WASTE WATER RECLAMATION PROJECT FOR ANTELOPE VALLEY	DRAWING PREPARED BY R.G-R.
OPERATIONS APPROVAL			DRAWING CHECKED BY R.D.S.
SUBMITTED BY		FORCE MAIN 30 TH.ST WEST(STA.42+00 TO STA.53+00)	DRAWING NO.
			SHEET NO. 4 OF 15 SHEETS

E 879 2-63 K+E KEUFFEL & ESSER CO. LA 1348

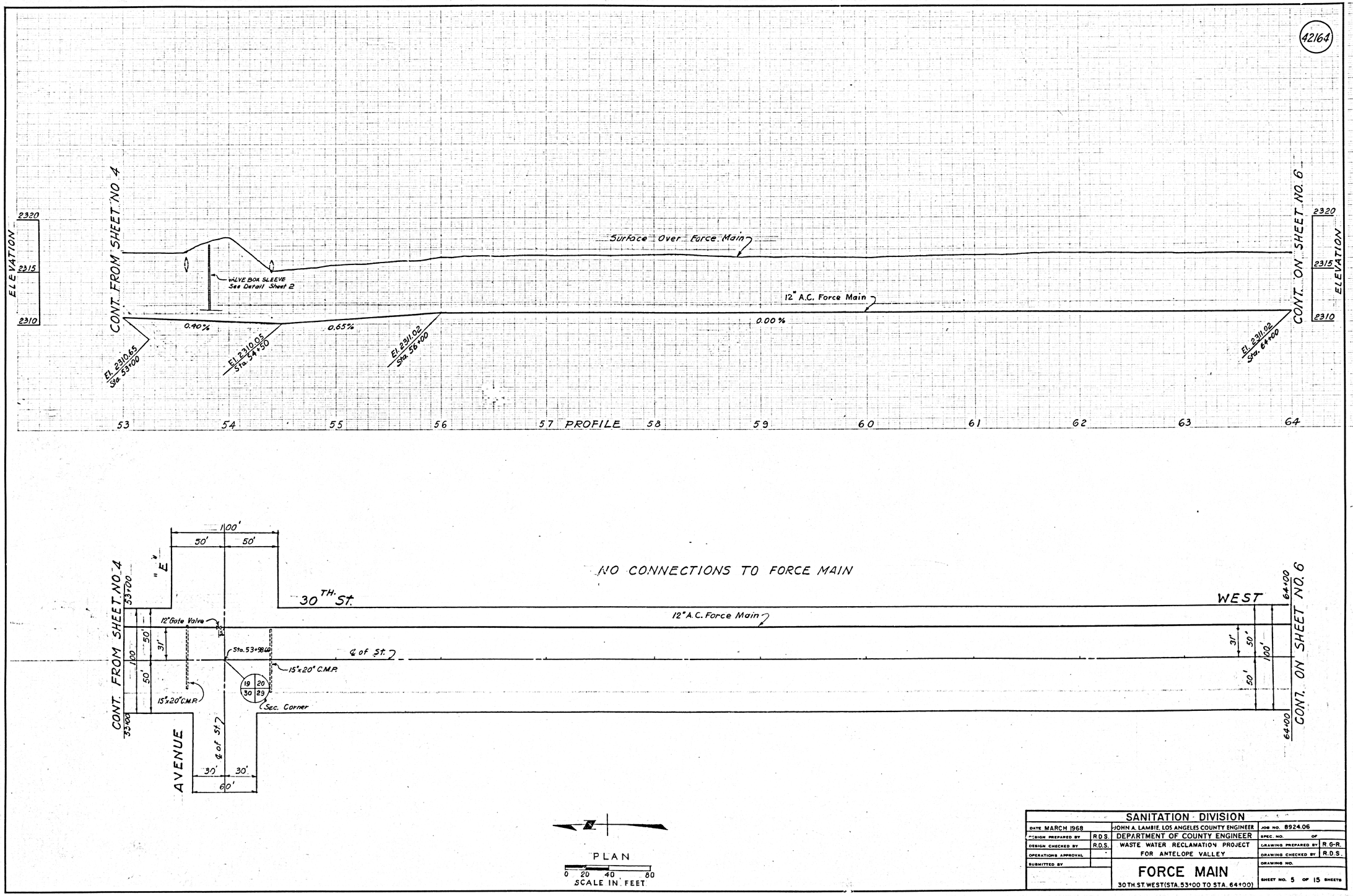

SANITATION DIVISION			
DATE MARCH 1968		JOHN A. LAMBIE, LOS ANGELES COUNTY ENGINEER	JOB NO. 8924.06
DESIGN PREPARED BY	R.D.S.	DEPARTMENT OF COUNTY ENGINEER	SPEC. NO. OF
DESIGN CHECKED BY	R.D.S.	WASTE WATER RECLAMATION PROJECT	DRAWING PREPARED BY R.G-R.
OPERATIONS APPROVAL		FOR ANTELOPE VALLEY	DRAWING CHECKED BY R.D.S.
SUBMITTED BY			DRAWING NO.
		FORCE MAIN	SHEET NO. 5 OF 15 SHEETS
		30TH. ST. WEST (STA. 53+00 TO STA. 64+00)	

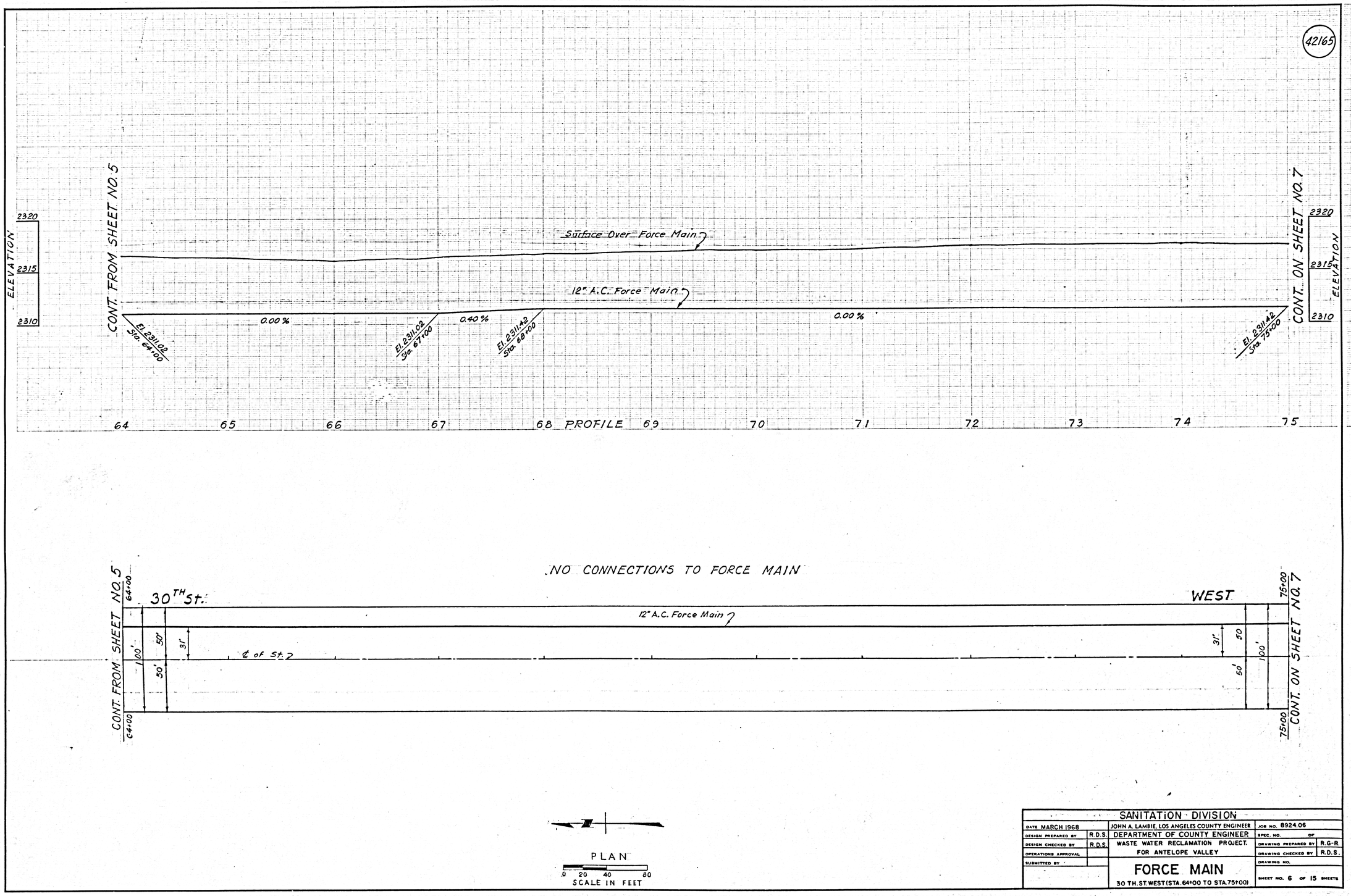

SANITATION DIVISION			
DATE MARCH 1968	JOHN A. LAMBIE, LOS ANGELES COUNTY ENGINEER	JOB NO. 8924.06	
DESIGN PREPARED BY R.D.S.	DEPARTMENT OF COUNTY ENGINEER	SPEC. NO. OF	
DESIGN CHECKED BY R.D.S.	WASTE WATER RECLAMATION PROJECT.	DRAWING PREPARED BY	R.G-R.
OPERATIONS APPROVAL	FOR ANTELOPE VALLEY	DRAWING CHECKED BY	R.D.S.
SUBMITTED BY	FORCE MAIN	DRAWING NO.	
	30 TH. ST. WEST (STA. 64+00 TO STA. 75+00)	SHEET NO. 6 OF 15 SHEETS	

K+E ALBANENE LA 1348

42166

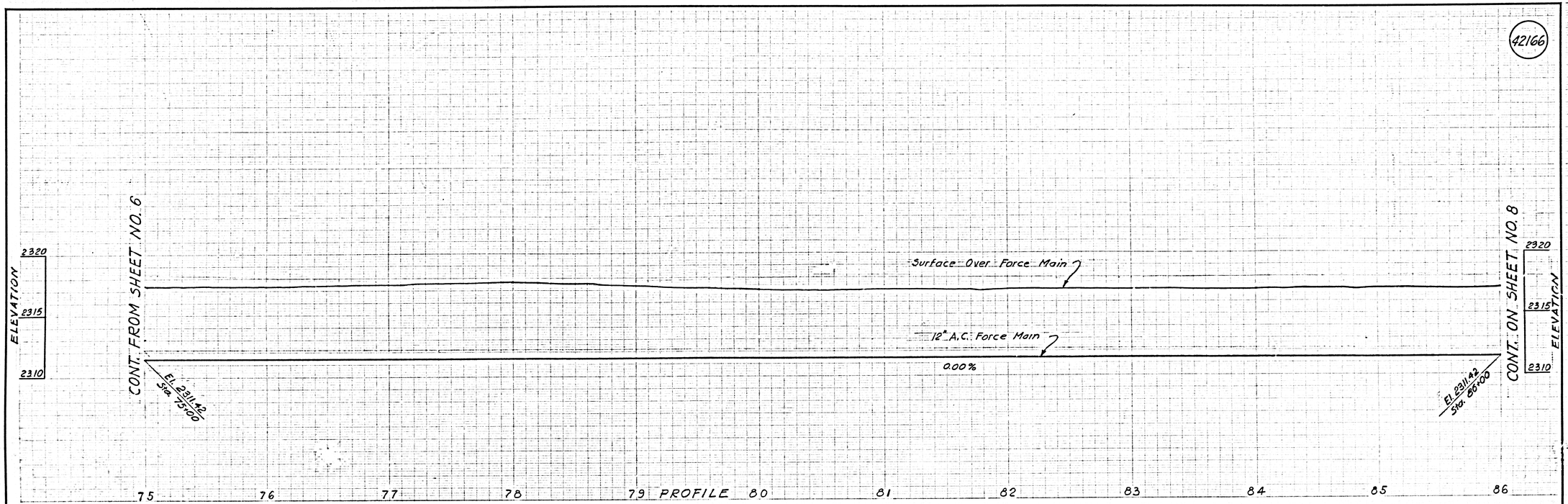

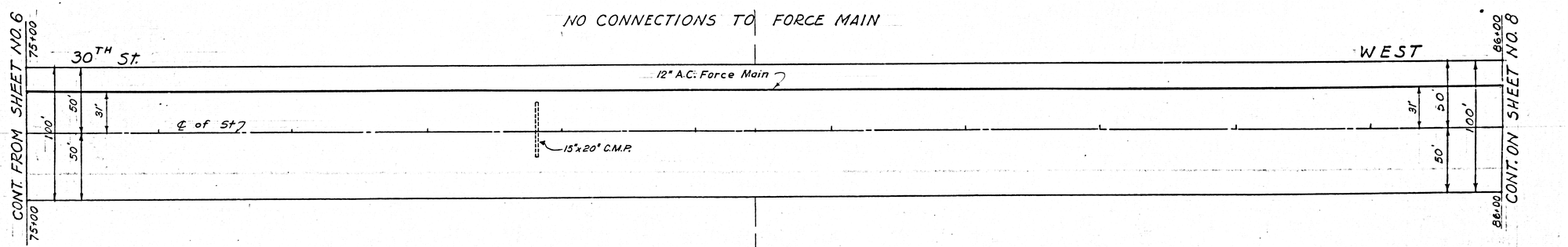

PLAN

0 20 40 80

SCALE IN FEET

SANITATION DIVISION			
DATE MARCH 1968		JOHN A. LAMBIE, LOS ANGELES COUNTY ENGINEER	JOB NO. 8924.06
DESIGN PREPARED BY	R.D.S.	DEPARTMENT OF COUNTY ENGINEER	SPEC. NO. OF
DESIGN CHECKED BY	R.D.S.	WASTE WATER RECLAMATION PROJECT	DRAWING PREPARED BY R.G-R.
OPERATIONS APPROVAL		FOR ANTELOPE VALLEY	DRAWING CHECKED BY R.D.S.
SUBMITTED BY		FORCE MAIN	DRAWING NO.
		30 TH. ST. WEST (STA. 75+00 TO STA. 86+00)	SHEET NO. 7 OF 15 SHEETS

760598-CE 879 2-63 K-E ALBANENE® LA 1348

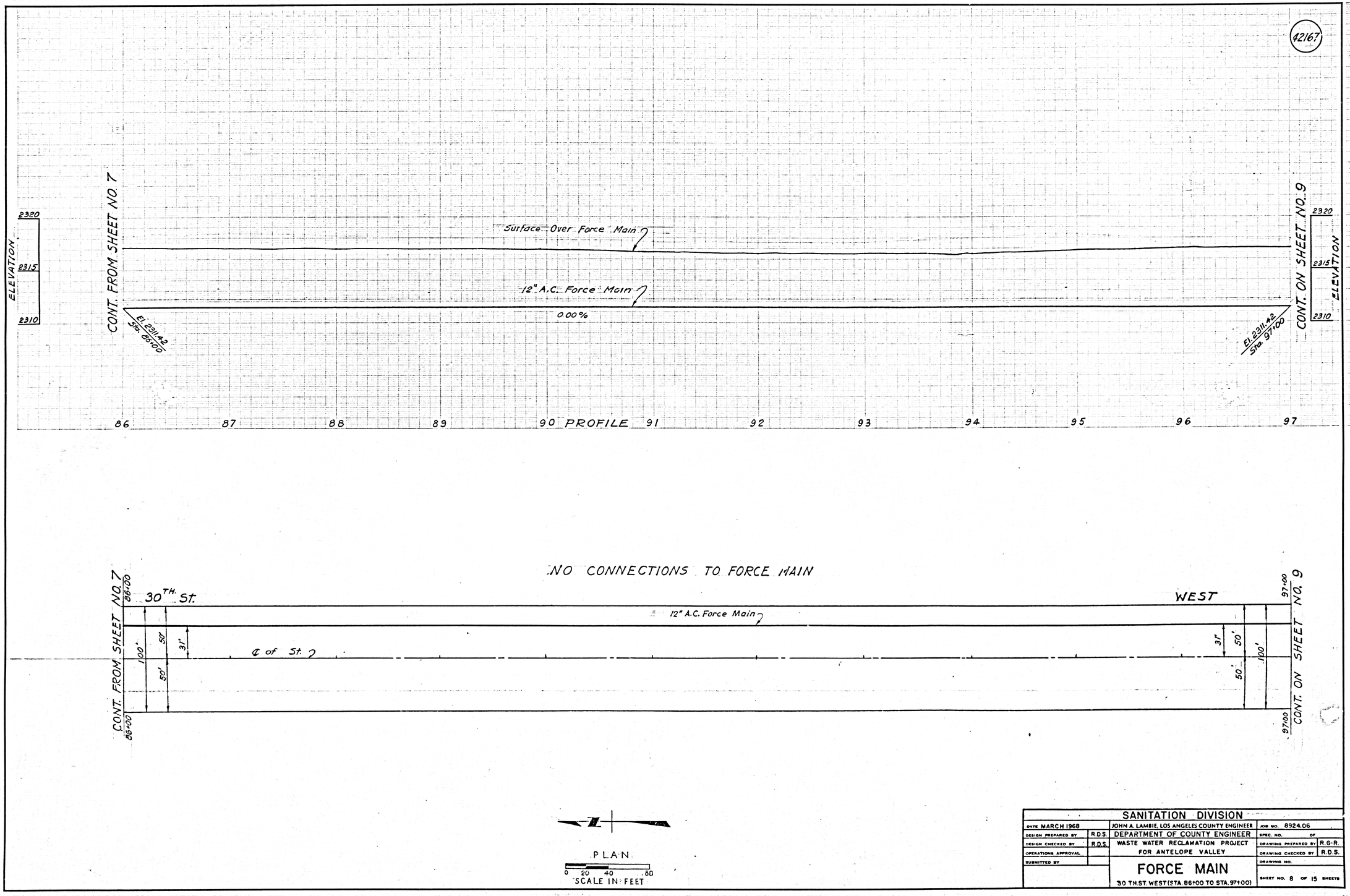

SANITATION DIVISION			
DATE MARCH 1968		JOHN A. LAMBIE, LOS ANGELES COUNTY ENGINEER	JOB NO. 8924.06
DESIGN PREPARED BY	R.D.S.	DEPARTMENT OF COUNTY ENGINEER	SPEC. NO. OF
DESIGN CHECKED BY	R.D.S.	WASTE WATER RECLAMATION PROJECT FOR ANTELOPE VALLEY	DRAWING PREPARED BY R.G-R.
OPERATIONS APPROVAL			DRAWING CHECKED BY R.D.S.
SUBMITTED BY		FORCE MAIN	DRAWING NO.
		30 TH. ST. WEST (STA. 86+00 TO STA. 97+00)	SHEET NO. 8 OF 15 SHEETS

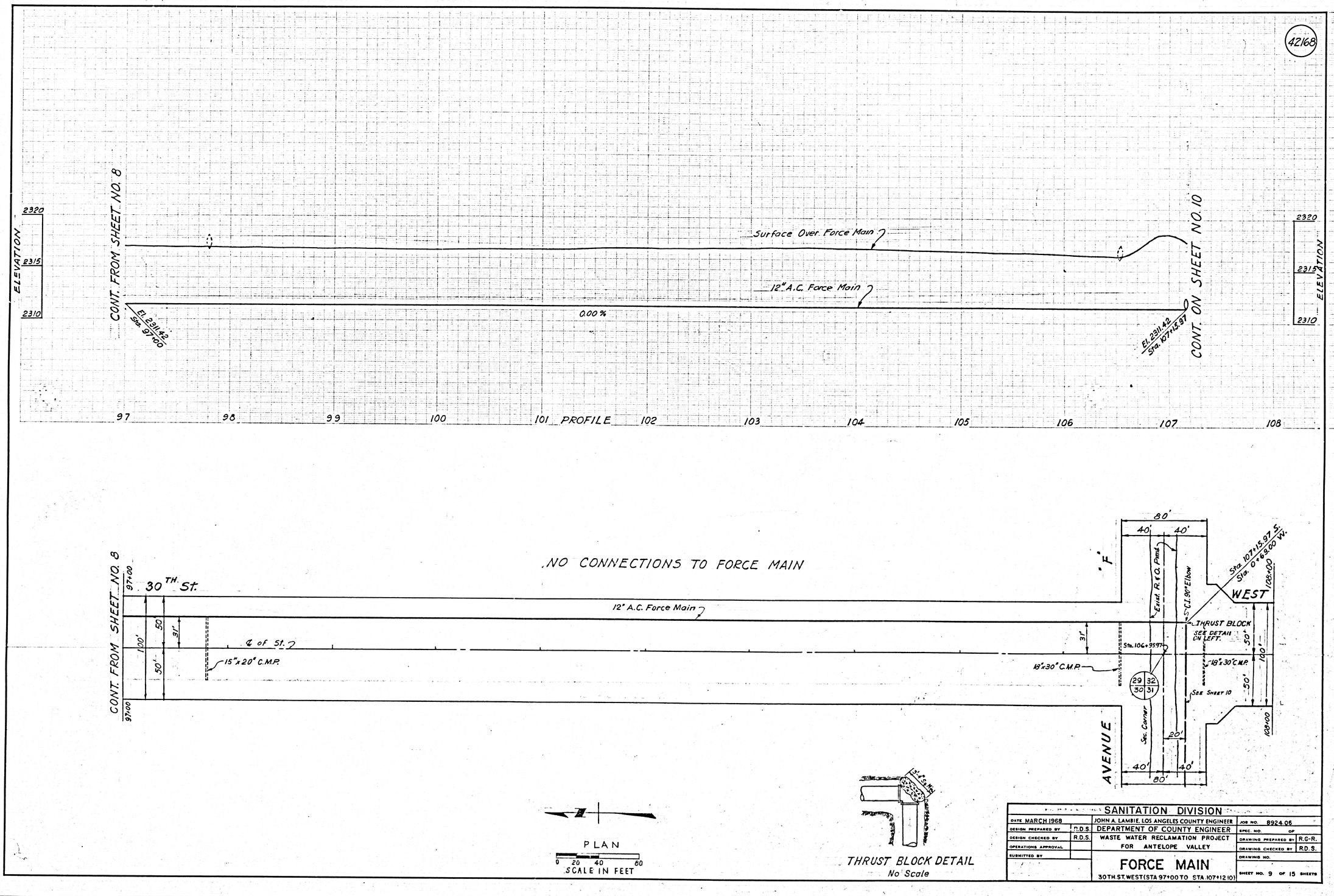
42168
ELEVATION
2320
2315
2310
CONT. FROM SHEET NO. 8
Surface Over Force Main
12" A.C. Force Main
0.00 %
El. 2311.42
Sta. 97+00
El. 2311.42
Sta. 107+15.97
CONT. ON SHEET NO. 10
97
98
99
100
101
PROFILE
102
103
104
105
106
107
108
NO CONNECTIONS TO FORCE MAIN
30TH St.
CONT. FROM SHEET NO. 8
97+00
100'
50'
31'
℄ of St.
15"x20" C.M.P.
12" A.C. Force Main
18"x30" C.M.P.
Sta. 106+95.97
Exist. R. & O. Pmt.
C.I. 90° Elbow
THRUST BLOCK
SEE DETAIL ON LEFT.
18"x30" C.M.P.
SEE SHEET 10
Sec. Corner
AVENUE
"F"
WEST
Sta. 107+15.97 S.
Sta. 0+69.00 W.
108+00
80'
40'
20'
PLAN
0 20 40 80
SCALE IN FEET
THRUST BLOCK DETAIL
No Scale
SANITATION DIVISION
DATE MARCH 1968
DESIGN PREPARED BY R.D.S.
DESIGN CHECKED BY R.D.S.
OPERATIONS APPROVAL
SUBMITTED BY
JOHN A. LAMBIE, LOS ANGELES COUNTY ENGINEER
DEPARTMENT OF COUNTY ENGINEER
WASTE WATER RECLAMATION PROJECT
FOR ANTELOPE VALLEY
FORCE MAIN
30TH ST. WEST (STA 97+00 TO STA. 107+12.10)
JOB NO. 8924.06
SPEC. NO. OF
DRAWING PREPARED BY R.G-R.
DRAWING CHECKED BY R.D.S.
DRAWING NO.
SHEET NO. 9 OF 15 SHEETS

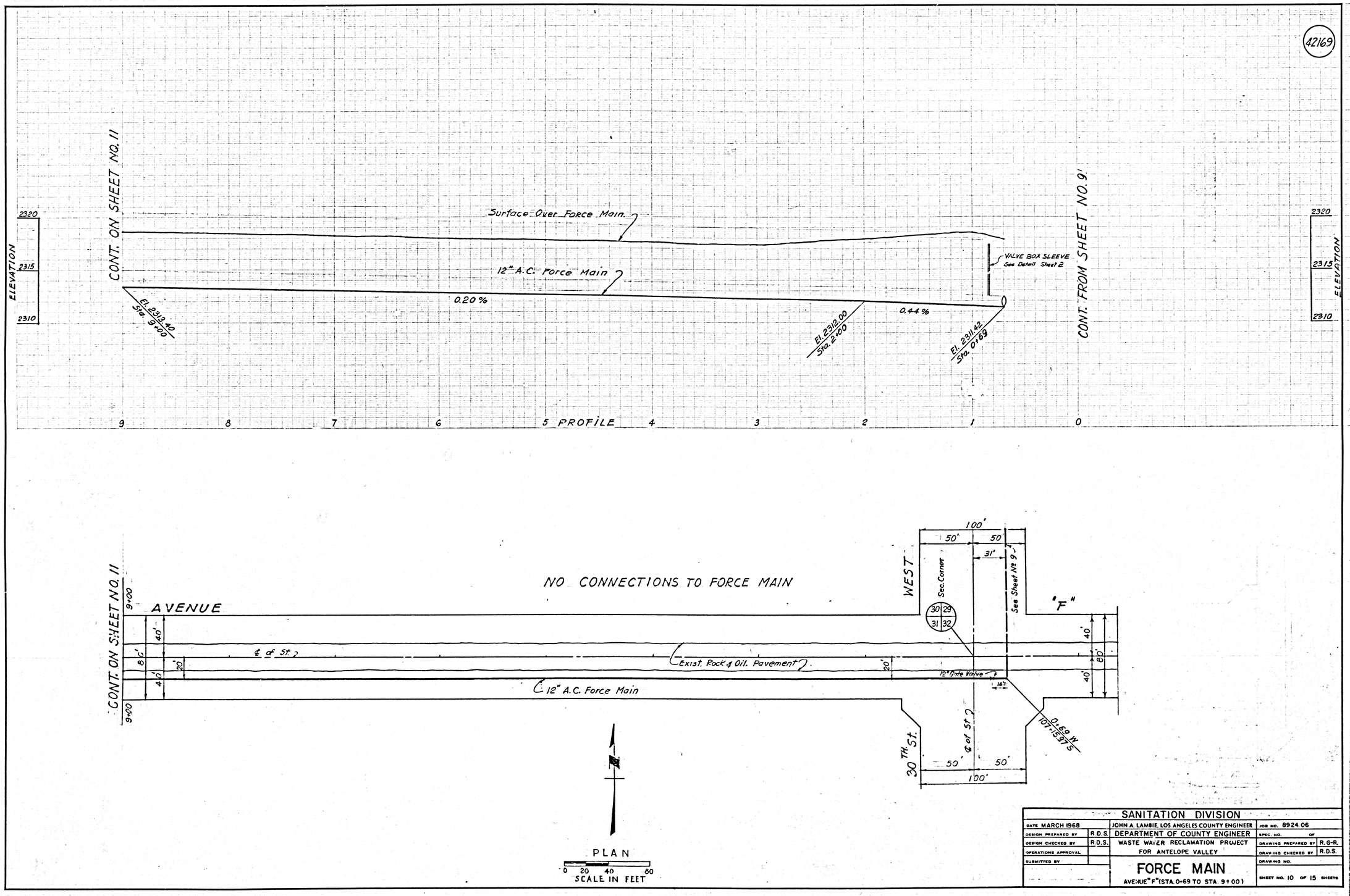

SANITATION DIVISION			
DATE MARCH 1968		JOHN A. LAMBIE, LOS ANGELES COUNTY ENGINEER	JOB NO. 8924.06
DESIGN PREPARED BY	R.D.S.	DEPARTMENT OF COUNTY ENGINEER	SPEC. NO. OF
DESIGN CHECKED BY	R.D.S.	WASTE WATER RECLAMATION PROJECT	DRAWING PREPARED BY R.G-R.
OPERATIONS APPROVAL		FOR ANTELOPE VALLEY	DRAWING CHECKED BY R.D.S.
SUBMITTED BY			DRAWING NO.
		FORCE MAIN AVENUE "F" (STA. 0+69 TO STA. 9+00)	SHEET NO. 10 OF 15 SHEETS

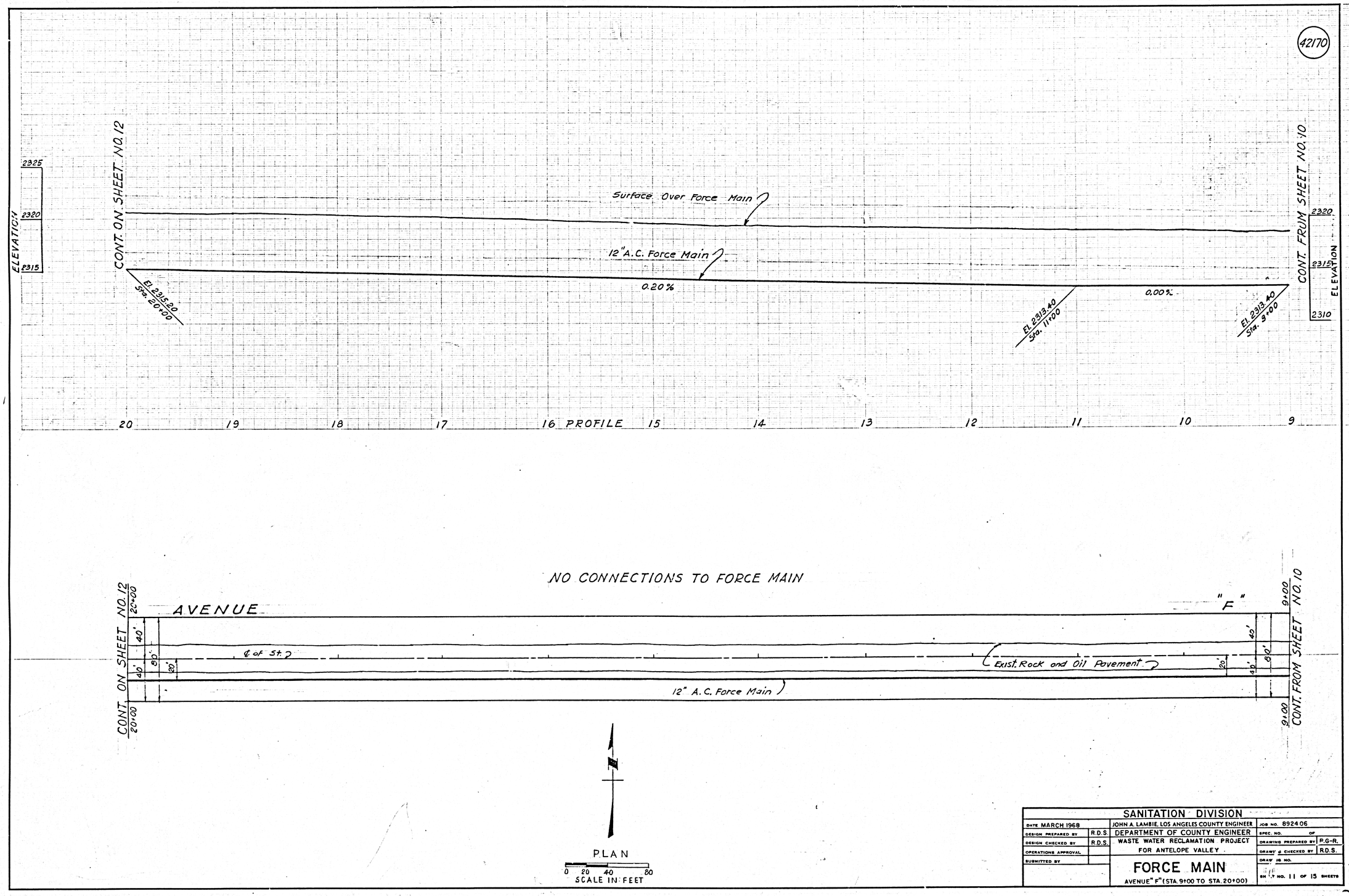

SANITATION DIVISION			
DATE MARCH 1968		JOHN A. LAMBIE, LOS ANGELES COUNTY ENGINEER	JOB NO. 892406
DESIGN PREPARED BY	R.D.S.	DEPARTMENT OF COUNTY ENGINEER	SPEC. NO. OF
DESIGN CHECKED BY	R.D.S.	WASTE WATER RECLAMATION PROJECT	DRAWING PREPARED BY P.G-R.
OPERATIONS APPROVAL		FOR ANTELOPE VALLEY	DRAWING CHECKED BY R.D.S.
SUBMITTED BY			DRAWING NO.
		FORCE MAIN	SHEET NO. 11 OF 15 SHEETS
		AVENUE "F" (STA. 9+00 TO STA. 20+00)	

K+E ALBANENE LA 1348

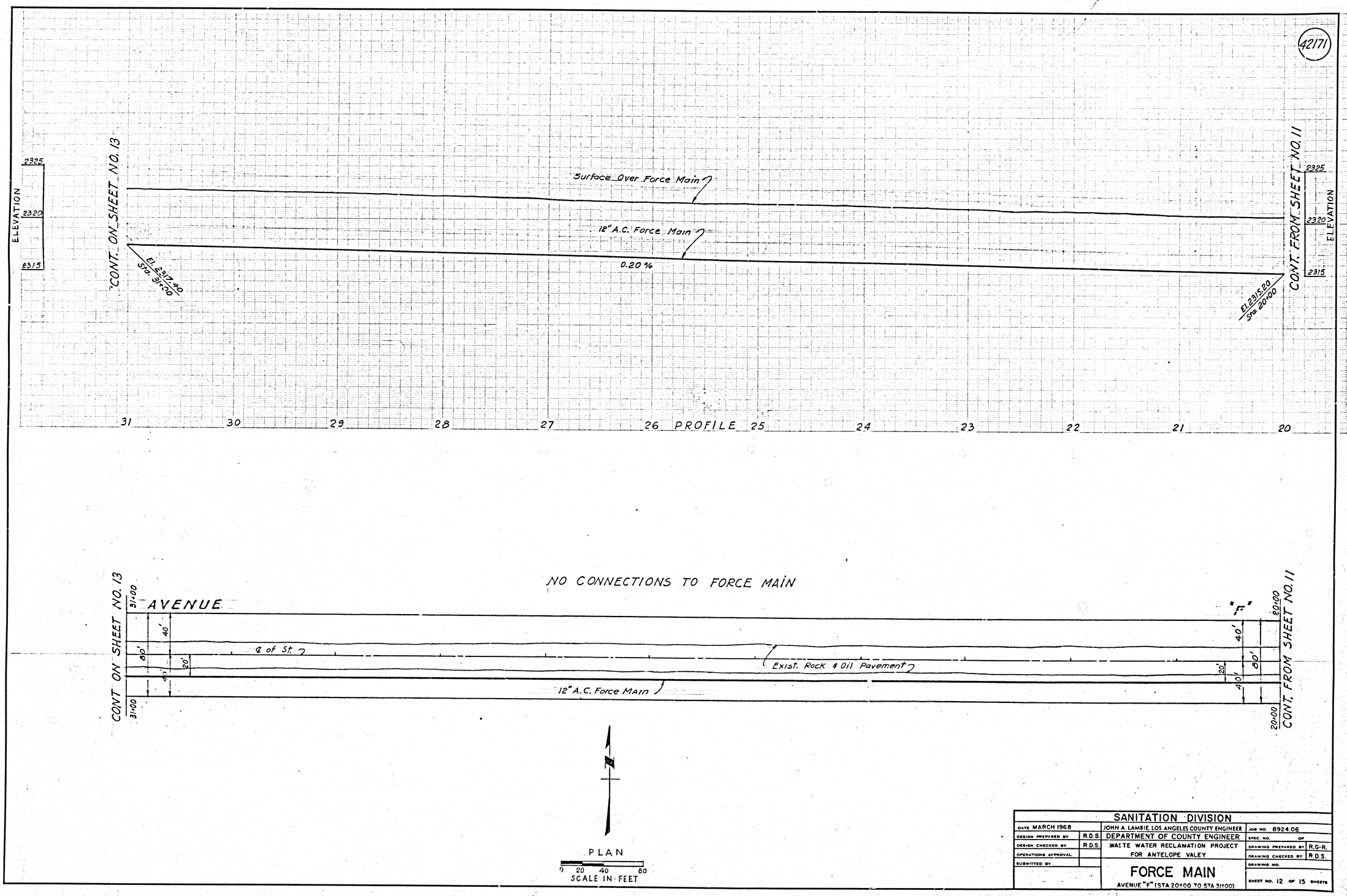

SANITATION DIVISION			
DATE MARCH 1968		JOHN A. LAMBIE, LOS ANGELES COUNTY ENGINEER	JOB NO. 8924.06
DESIGN PREPARED BY	R.D.S.	DEPARTMENT OF COUNTY ENGINEER	SPEC. NO. OF
DESIGN CHECKED BY	R.D.S.	WASTE WATER RECLAMATION PROJECT	DRAWING PREPARED BY R.G-R.
OPERATIONS APPROVAL		FOR ANTELOPE VALEY	DRAWING CHECKED BY R.D.S.
SUBMITTED BY			DRAWING NO.
		FORCE MAIN AVENUE "F" (STA 20+00 TO STA 31+00)	SHEET NO. 12 OF 15 SHEETS

42172

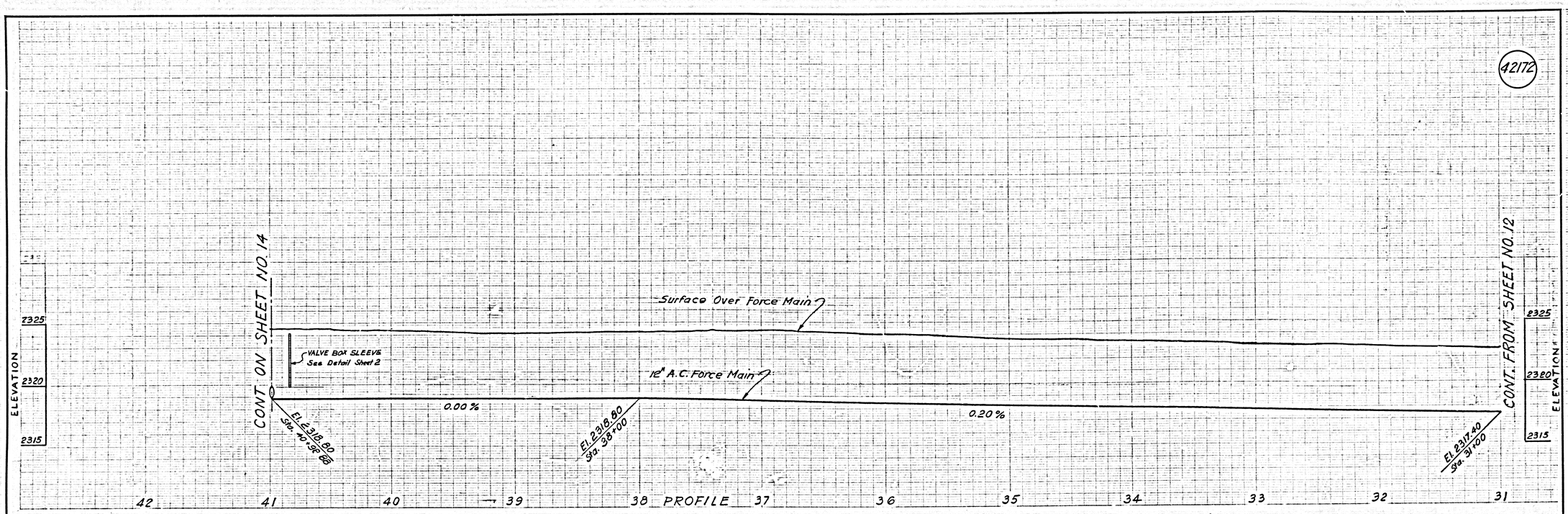

NO CONNECTIONS TO FORCE MAIN

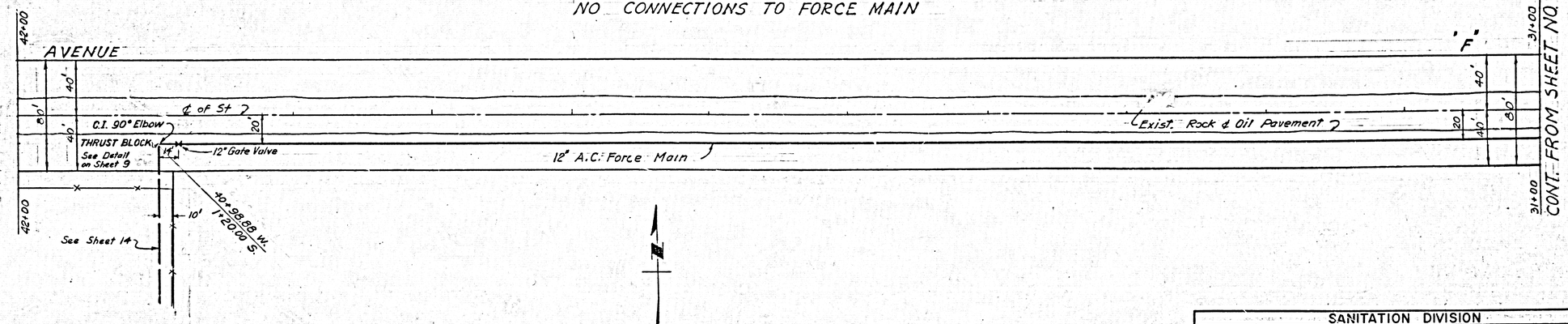

PLAN

0 20 40 80

SCALE IN FEET

SANITATION DIVISION			
DATE MARCH 1968		JOHN A. LAMBIE, LOS ANGELES COUNTY ENGINEER	JOB NO. 8924.06
DESIGN PREPARED BY	R.D.S.	DEPARTMENT OF COUNTY ENGINEER	SPEC. NO. OF
DESIGN CHECKED BY	R.D.S.	WASTE WATER RECLAMATION PROJECT.	DRAWING PREPARED BY R.G-R
OPERATIONS APPROVAL		FOR ANTELOPE VALLEY	DRAWING CHECKED BY R.D.S.
SUBMITTED BY		FORCE MAIN	DRAWING NO.
		AVENUE "F" (STA 31+00 TO STA 42+00)	SHEET NO. 13 OF 15 SHEETS

760595-CE 879 3-63 K&E ALBUQUERQUE LA 3348

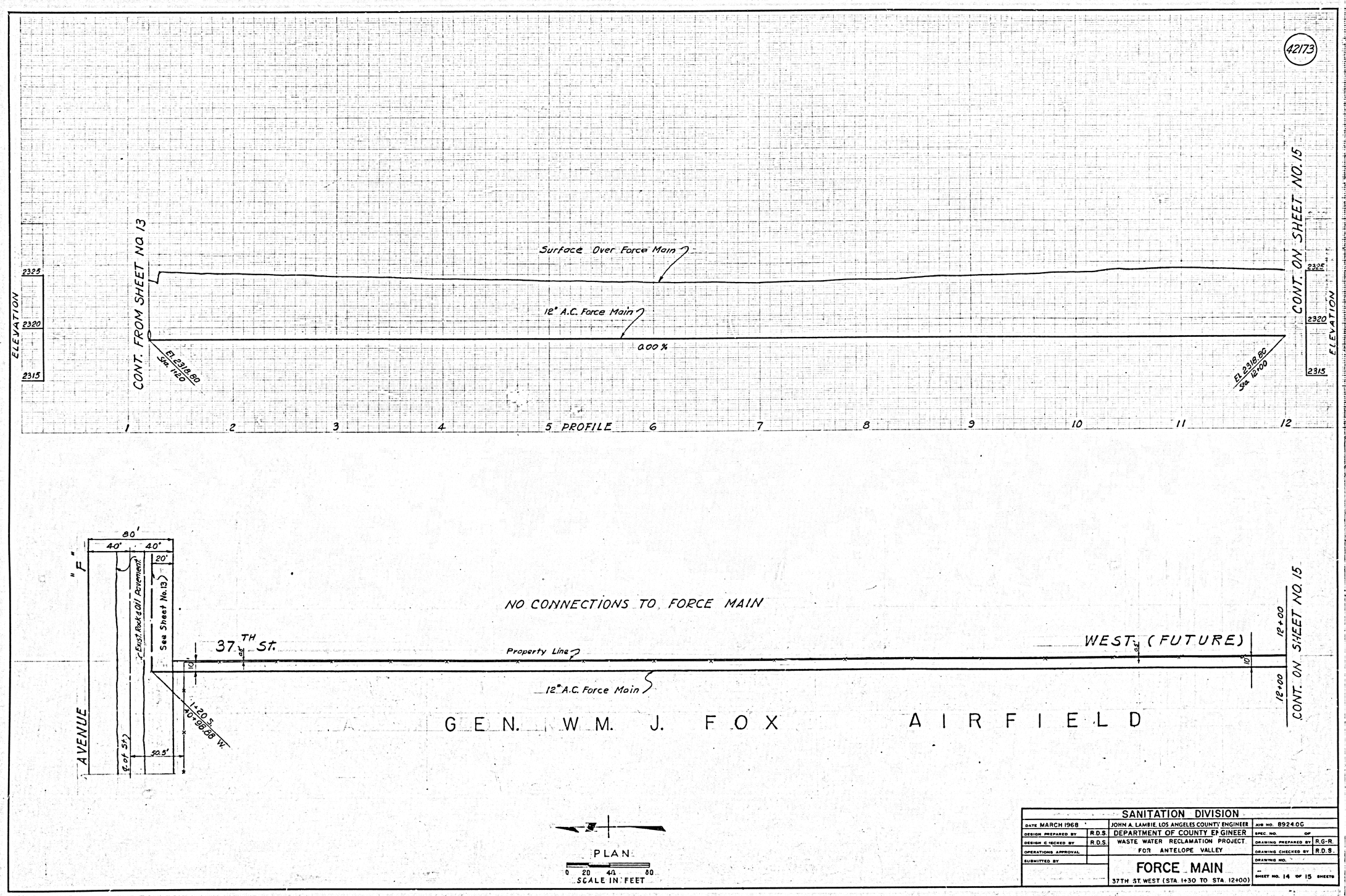

SANITATION DIVISION			
DATE MARCH 1968		JOHN A. LAMBIE, LOS ANGELES COUNTY ENGINEER	JOB NO. 8924.0G
DESIGN PREPARED BY	R.D.S.	DEPARTMENT OF COUNTY ENGINEER	SPEC. NO. OF
DESIGN CHECKED BY	R.D.S.	WASTE WATER RECLAMATION PROJECT	DRAWING PREPARED BY R.G-R.
OPERATIONS APPROVAL		FOR ANTELOPE VALLEY	DRAWING CHECKED BY R.D.S.
SUBMITTED BY			DRAWING NO.
		FORCE MAIN	SHEET NO. 14 OF 15 SHEETS
		37TH ST. WEST (STA. 1+30 TO STA. 12+00)	

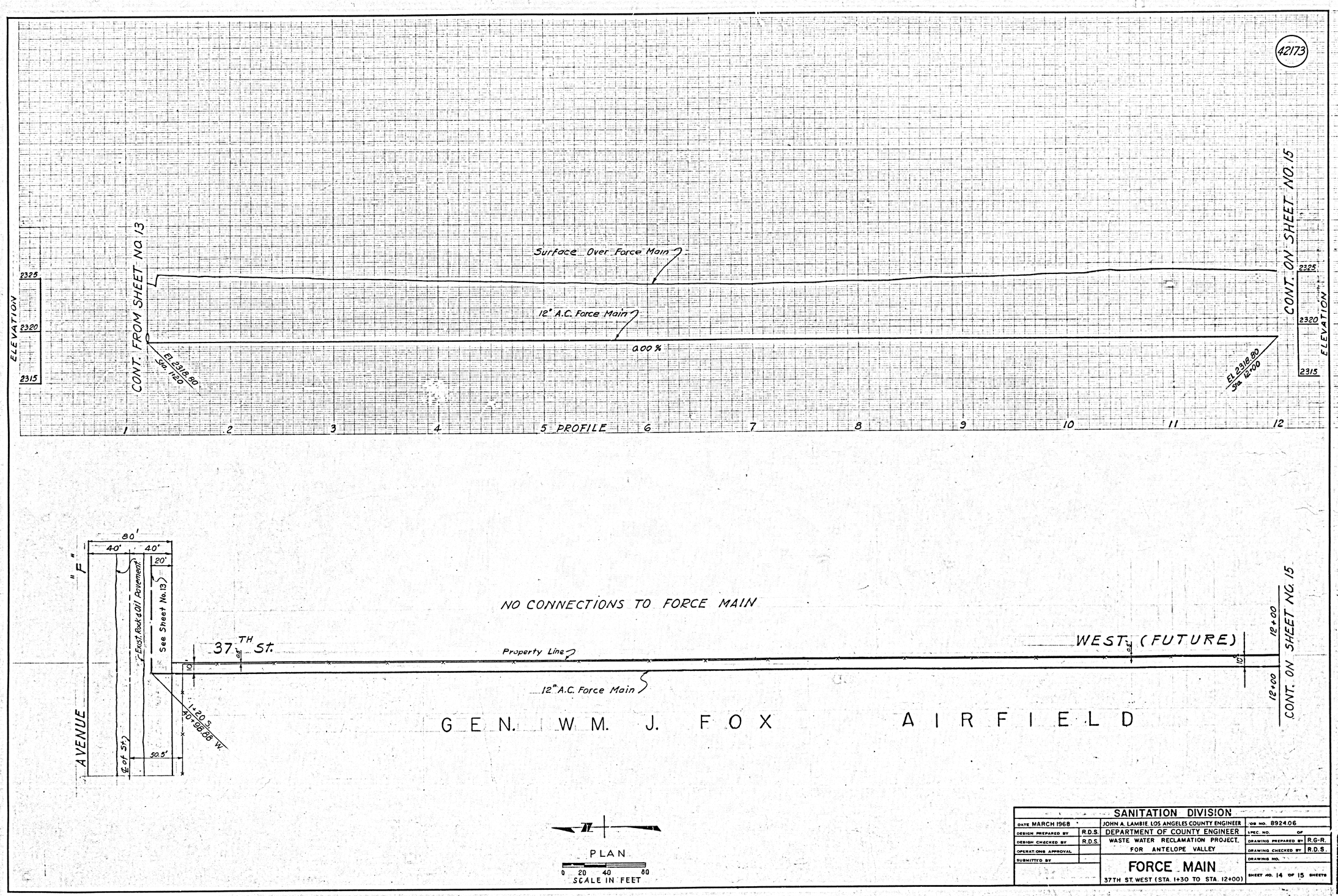

SANITATION DIVISION			
DATE MARCH 1968		JOHN A. LAMBIE LOS ANGELES COUNTY ENGINEER	JOB NO. 8924.06
DESIGN PREPARED BY	R.D.S.	DEPARTMENT OF COUNTY ENGINEER	SPEC. NO. OF
DESIGN CHECKED BY	R.D.S.	WASTE WATER RECLAMATION PROJECT.	DRAWING PREPARED BY R.G-R.
OPERATIONS APPROVAL		FOR ANTELOPE VALLEY	DRAWING CHECKED BY R.D.S.
SUBMITTED BY		FORCE MAIN	DRAWING NO.
		37TH ST. WEST (STA. 1+30 TO STA. 12+00)	SHEET NO. 14 OF 15 SHEETS

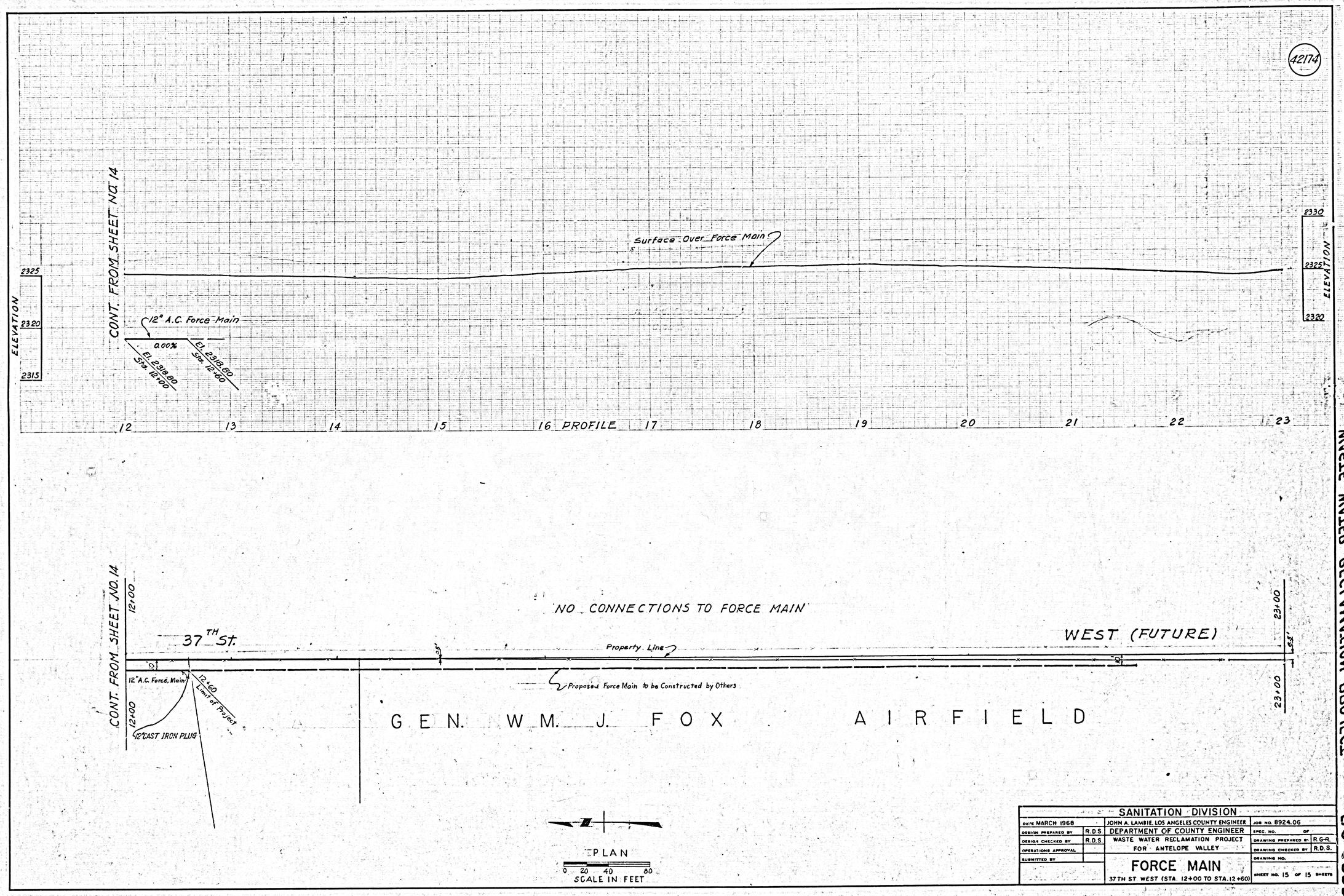

SANITATION DIVISION			
DATE MARCH 1968		JOHN A. LAMBIE, LOS ANGELES COUNTY ENGINEER	JOB NO. 8924.06
DESIGN PREPARED BY	R.D.S.	DEPARTMENT OF COUNTY ENGINEER	SPEC. NO. OF
DESIGN CHECKED BY	R.D.S.	WASTE WATER RECLAMATION PROJECT	DRAWING PREPARED BY R.G-R.
OPERATIONS APPROVAL		FOR ANTELOPE VALLEY	DRAWING CHECKED BY R.D.S.
SUBMITTED BY			DRAWING NO.
		FORCE MAIN	SHEET NO. 15 OF 15 SHEETS
		37TH ST. WEST (STA. 12+00 TO STA. 12+60)	

WASTE WATER RECLAMATION PROJECT

6C-2333D