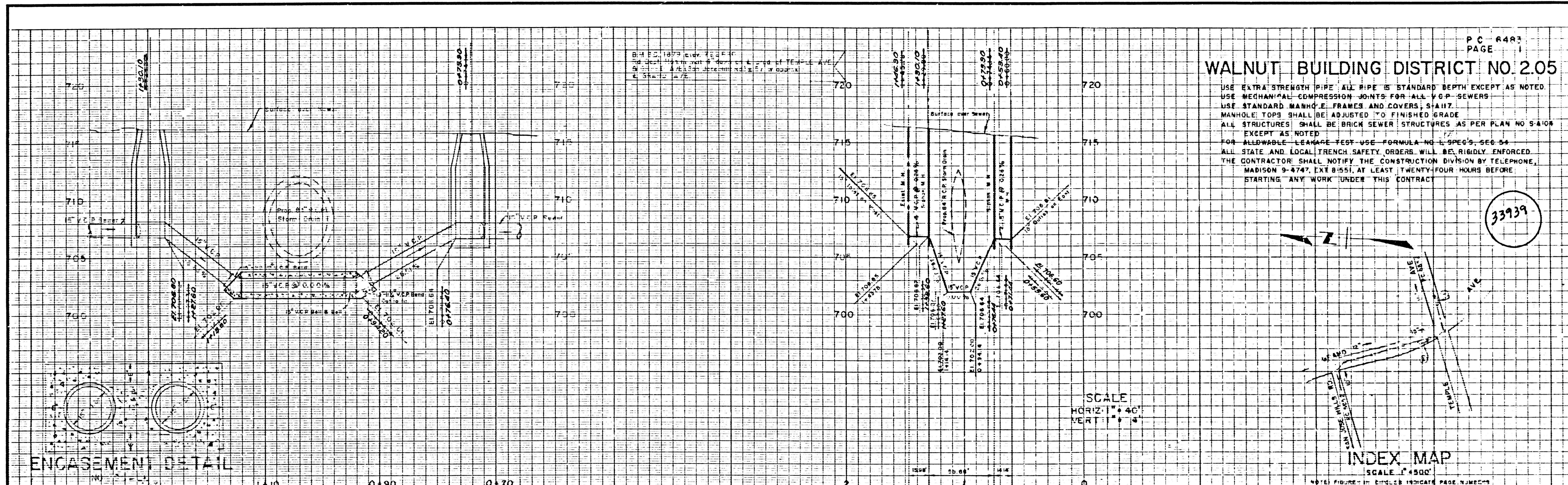


**WALNUT BUILDING DISTRICT NO. 2.05**

USE EXTRA STRENGTH PIPE ALL PIPE IS STANDARD DEPTH EXCEPT AS NOTED.  
 USE MECHANICAL COMPRESSION JOINTS FOR ALL V.C.P. SEWERS.  
 USE STANDARD MANHOLE FRAMES AND COVERS, 5' DIA.  
 MANHOLE TOPS SHALL BE ADJUSTED TO FINISHED GRADE.  
 ALL STRUCTURES SHALL BE BRICK SEWER STRUCTURES AS PER PLAN NO. S-1018  
 EXCEPT AS NOTED.  
 FOR ALLOWABLE LEAKAGE TEST USE FORMULA NO. 1, SPEC'S. SEC. 54.  
 ALL STATE AND LOCAL TRENCH SAFETY ORDERS WILL BE RIGIDLY ENFORCED.  
 THE CONTRACTOR SHALL NOTIFY THE CONSTRUCTION DIVISION BY TELEPHONE,  
 MADISON 9-4747, EXT. 8-551, AT LEAST TWENTY-FOUR HOURS BEFORE  
 STARTING ANY WORK UNDER THIS CONTRACT.

33939



ENCASEMENT DETAIL

SCALE  
HORIZ: 1" = 40'  
VERT: 1" = 4'

INDEX MAP

**CASH CONTRACT NO. 41208**

PROFILE, ALIGNMENT, AND GRADE OF  
**SANITARY SEWERS**

TO BE CONSTRUCTED IN  
**GRAND AVE. & TEMPLE AVE.**

FROM 400' N. OF TEMPLE AVE. TO 350' E. OF GRAND AVE.

P.C. 6483

J.N. 077940

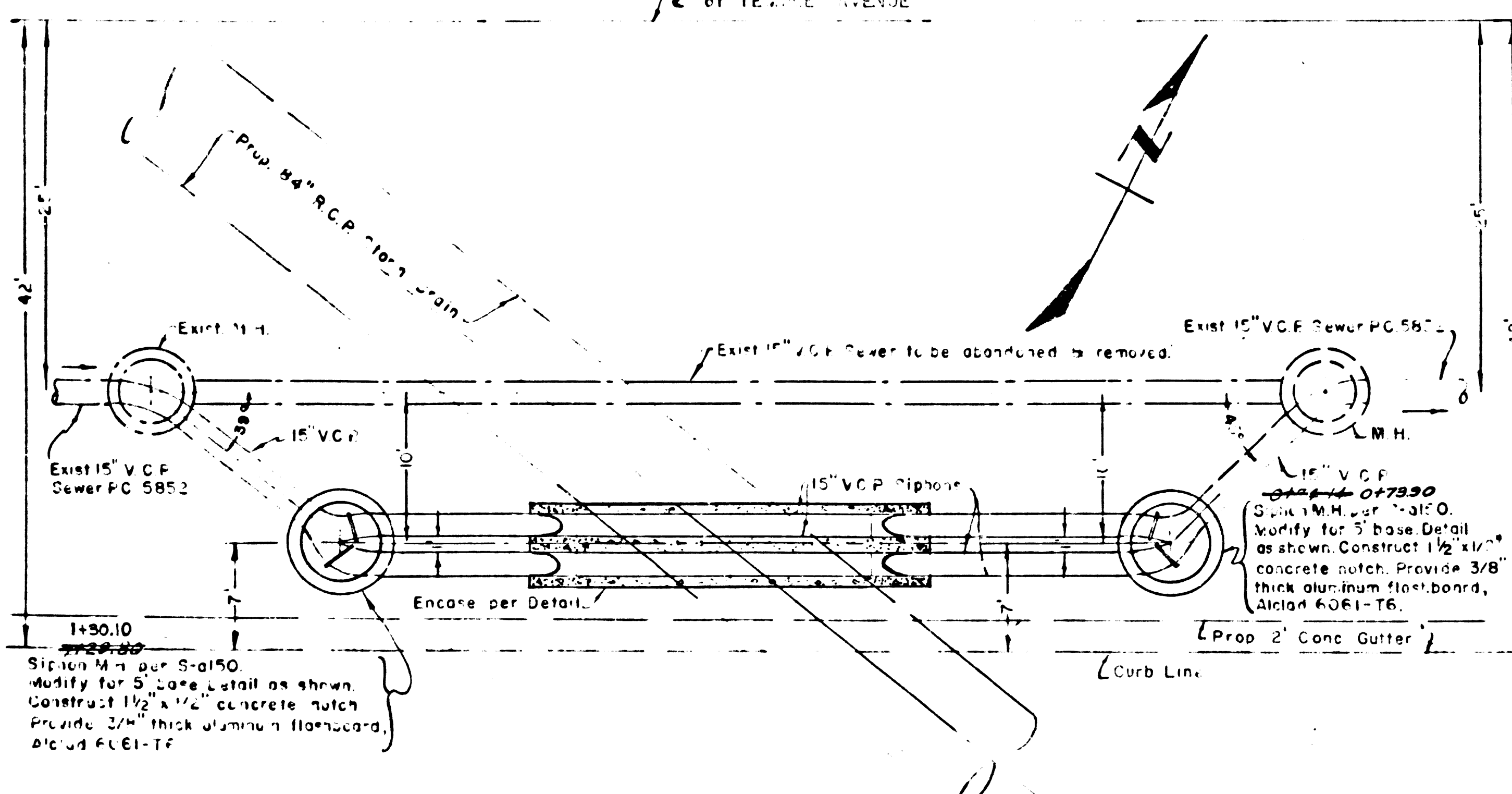
PAGE 1 OF 2 PAGES

**CITY OF WALNUT, CALIFORNIA**

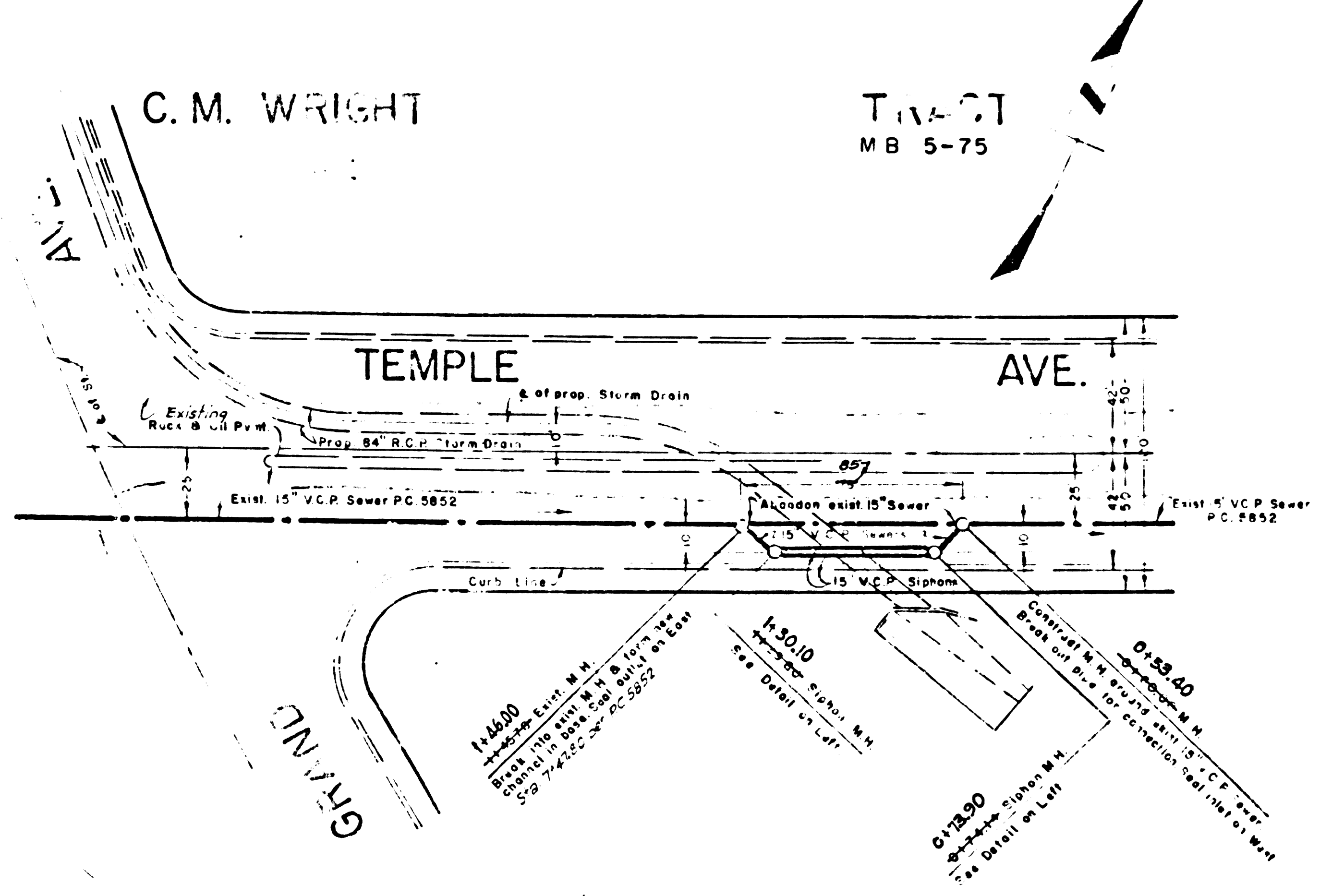
JOHN A. LAMBE CITY ENGINEER

APPROVED \_\_\_\_\_  
DIVISION ENGINEER

REFERENCE	DESIGNED BY	DATE
W.R. 39	J. MIMARA	APRIL, 1963
A.B.	J. MIMARA	APRIL, 1963
F.B.	R. UNG	APRIL, 1967



**PLAN & PROFILE OF PROPOSED TWO BARREL  
15" V.C.P. SIPHON No. 1  
TEMPLE AVE.**  
SCALE HORIZ: 1" = 8'  
VERT: 1" = 4'




REVISIONS

DRAWN BY	CHECKED BY	REFERENCES

<b>LOS ANGELES COUNTY ROAD DEPARTMENT</b>	
<b>HIGHWAY</b>	<b>JOB NAME</b>
DIVISION	GRAND AVENUE
LIMITS 3500' N/O San Jose Hills Rd. to Temple Ave.	
SCALE HORIZ: As Shown	JOB NO. 41208
	SHEET 15 OF 16 SHTS.

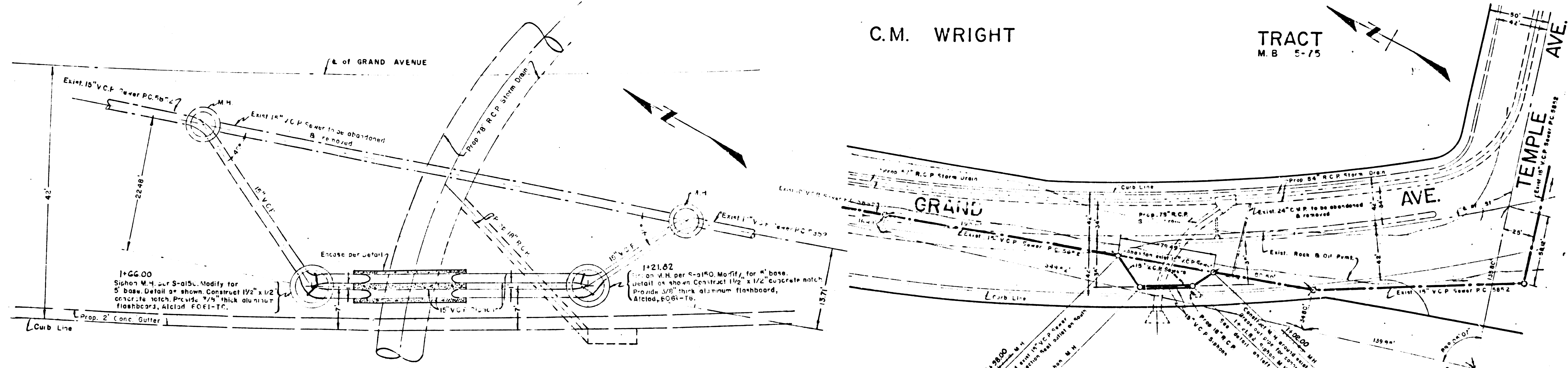


33940



ENCASEMENT DETAIL  
NO SCALE

SCALE  
HORIZ. 1" = 40'  
VERT. 1" = 14'



PLAN & PROFILE OF PROPOSED TWO BARREL  
15" V.C.P. SIPHON No 2  
GRAND AVE.  
SCALE HORIZ. 1" = 40'  
VERT. 1" = 14'

REVISIONS	
DRAWN BY	
CHECKED BY	
REFERENCES	

LOS ANGELES COUNTY ROAD DEPARTMENT			
HIGHWAY		JOB NAME GRAND AVENUE	
DIVISION		LIMITS 3500' N/San Jose Hills Rd. to Temple Ave.	
SCALE HORIZ. 1" = 40'	JOB NO. 41208	SHEET 16 OF 16 SHTS.	
VERT. 1" = 14'	DWG. NO.	NO.	