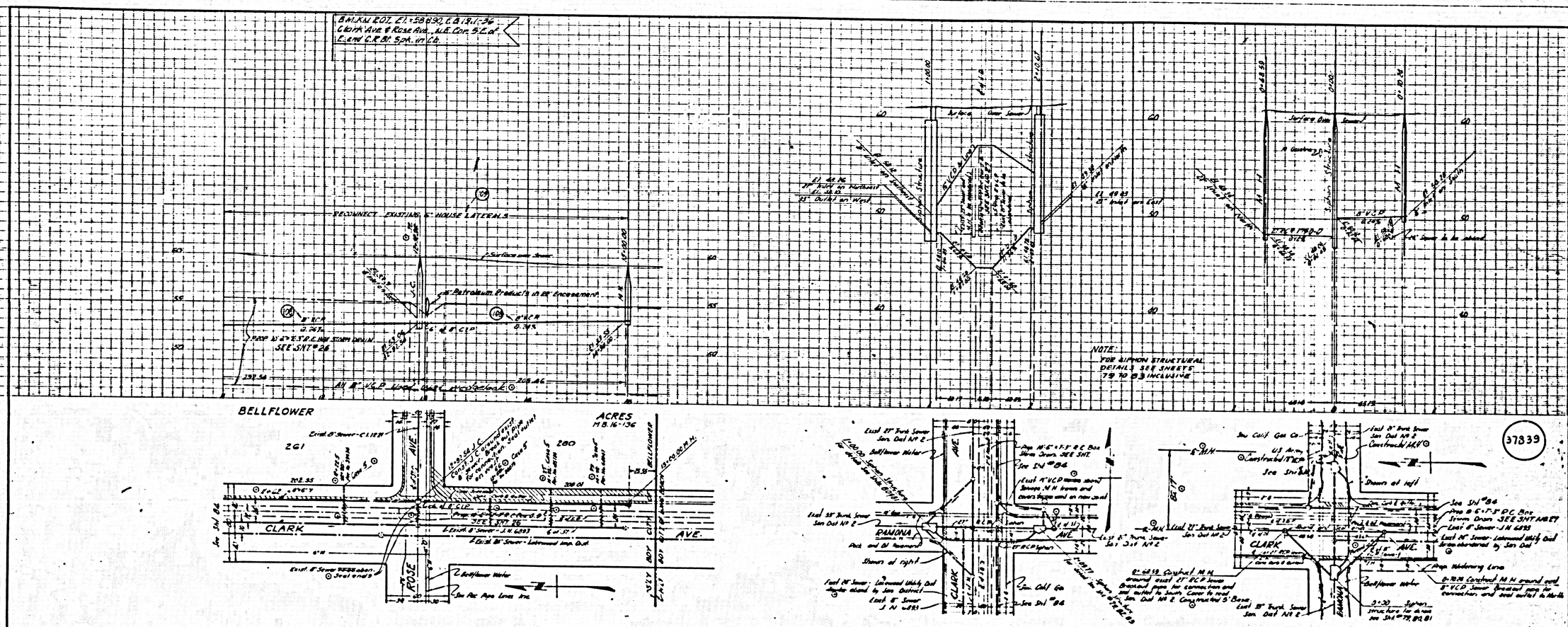

PC 7628

COUNTY STORM DRAIN BOND ISSUE

PREPARED BY	REVISIONS			LOS ANGELES COUNTY FLOOD CONTROL DISTRICT
JOHN A. LAMBIE	MARK	DATE	DESCRIPTION	PROJECT NO. 9
COUNTY ENGINEER	⊙	1-9-63	As Built	LOS CERRITOS
RECOMMENDED BY				UNIT 3 LINE A
				SANITARY SEWER RECONSTRUCTION
				PLAN AND PROFILE
				SCALE: 1" = 40' DATE: MAY 60 NO. 181-9-D-78 SHEET 78 OF 115

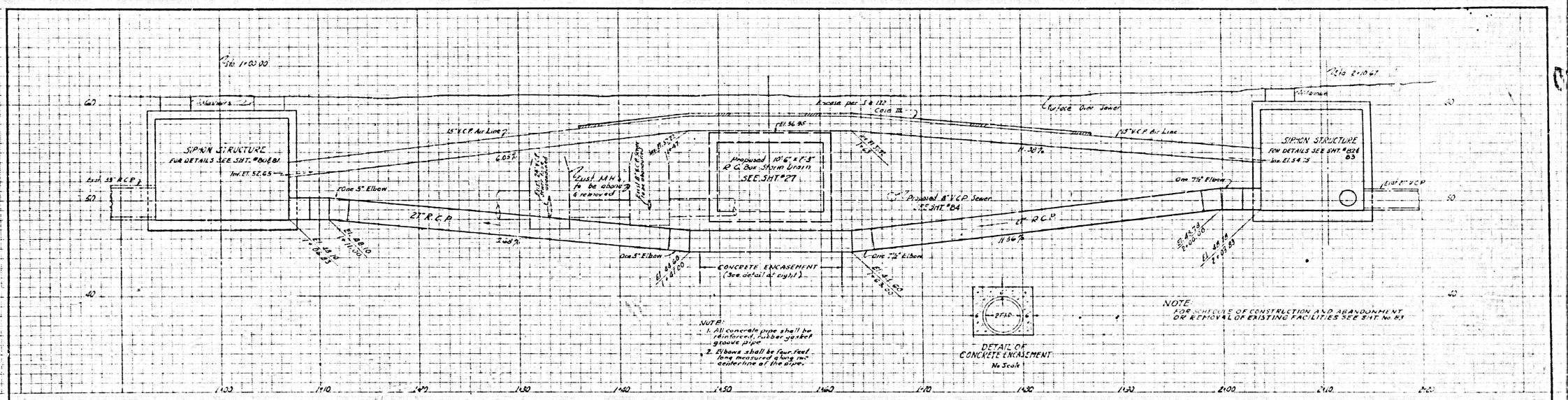

PLAN AND PROFILE OF PROPOSED TWO BARREL 27" R.C.P. SIPHON No. 3 AT RAMONA AVE. & CLARK AVE.

Scale: Horiz. 1"=4'
Vert. 1"=4'

44592

COUNTY STORM DRAIN BOND ISSUE

PREPARED BY
JOHN A. LAMBIE
COUNTY ENGINEER

RECOMMENDED BY

DRAWN BY J. UNG — DESIGNED BY R. JHD
TRACED BY J. DE — SUBMITTED BY
CHECKED BY E. ESTUDO — DATE MAY '60

REVISIONS

MARK	DATE	DESCRIPTION

LOS ANGELES COUNTY FLOOD CONTROL DISTRICT

PROJECT NO. 9
LOS CERRITOS
UNIT 3 LINE A
SANITARY SEWER RECONSTRUCTION
SIPHON NO. 3 SIPHON DETAILS
PLAN AND PROFILE

APPROVED BY
Chief Engineer

W.O. A.U.
DATE NO. 181-9-39.73
SHEET 79 OF 115

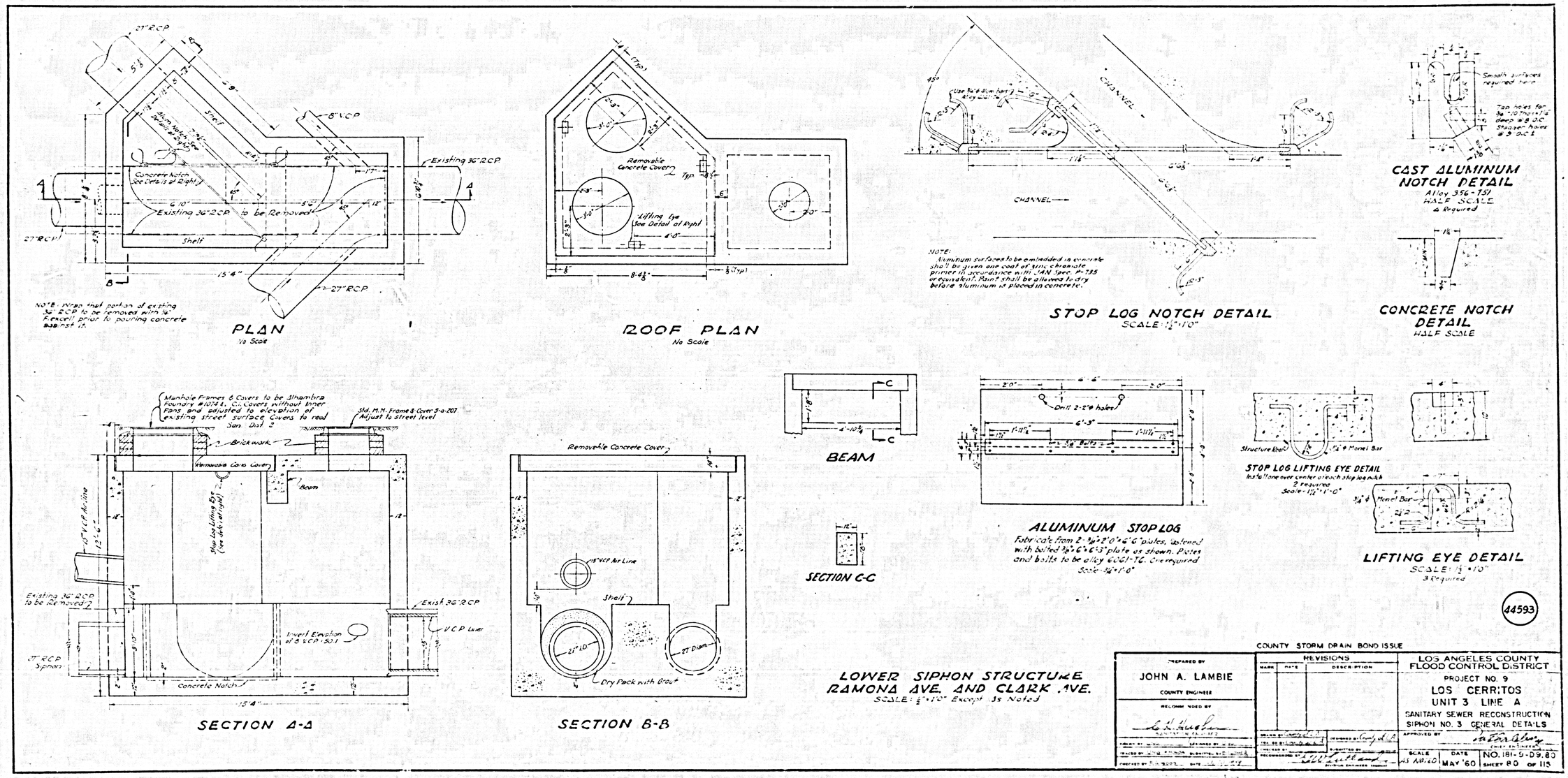
PLAN
No Scale
ROOF PLAN
No Scale
STOP LOG NOTCH DETAIL
SCALE: 1½"=1'0"
CAST ALUMINUM NOTCH DETAIL
Alloy 356-T51
HALF SCALE
4 Required
CONCRETE NOTCH DETAIL
HALF SCALE
BEAM
SECTION C-C
ALUMINUM STOP LOG
Fabricate from 2-3/8"x2'0"x6'6" plates, fastened with bolted 3/8"x6"x6'3" plate as shown. Plates and bolts to be alloy 6061-T6. One required
Scale-3/4"=1'0"
STOP LOG LIFTING EYE DETAIL
Install one over center of each stop log notch
2 required
Scale-1½"=1'0"
LIFTING EYE DETAIL
SCALE: 1½"=1'0"
3 Required
SECTION A-A
SECTION B-B
LOWER SIPHON STRUCTURE
RAMONA AVE. AND CLARK AVE.
SCALE: ½"=1'0" Except As Noted
44593
COUNTY STORM DRAIN BOND ISSUE
PREPARED BY
JOHN A. LAMBIE
COUNTY ENGINEER
REVISIONS
LOS ANGELES COUNTY
FLOOD CONTROL DISTRICT
PROJECT NO. 9
LOS CERRITOS
UNIT 3 LINE A
SANITARY SEWER RECONSTRUCTION
SIPHON NO. 3 GENERAL DETAILS
SCALE AS NOTED
DATE MAY '60
NO. 181-9-D9.80
SHEET 80 OF 115

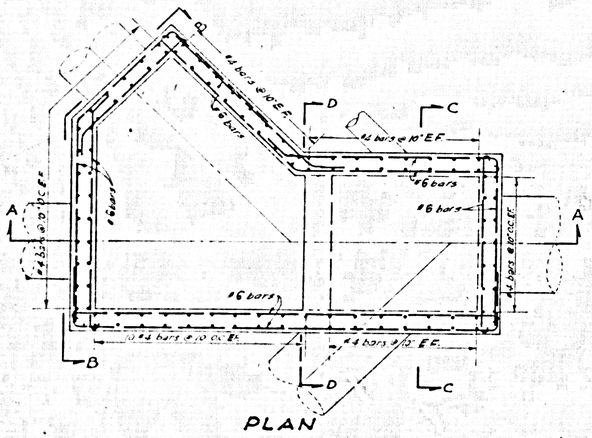

PLAN

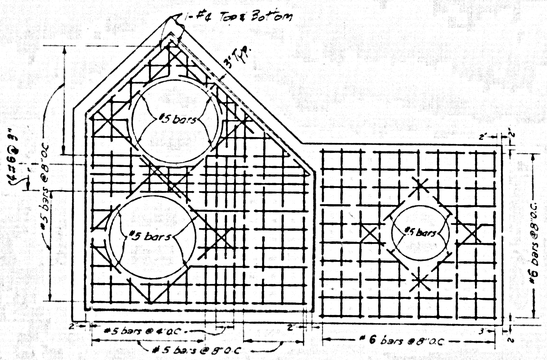

ROOF PLAN

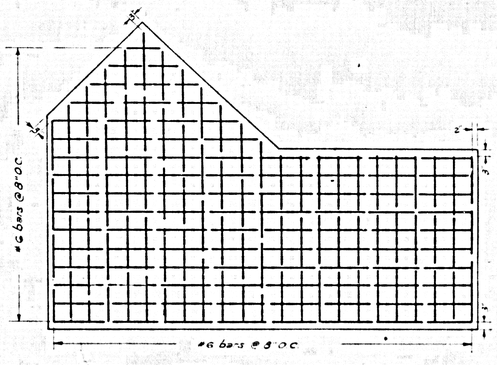

FLOOR PLAN

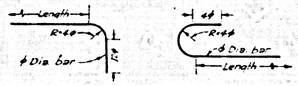

STANDARD HOOK DETAIL
NO SCALE

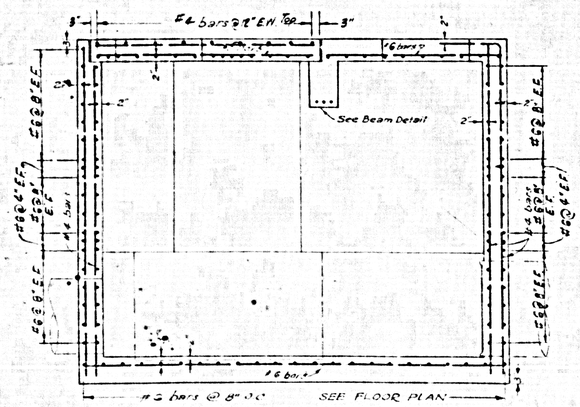
#6 bars @ 12" EN. Top
3"
#6 bars @
See Beam Detail
#6 bars @ 8" E.F.
#6 bars @ 8" E.F.
#6 bars @ 8" E.F.

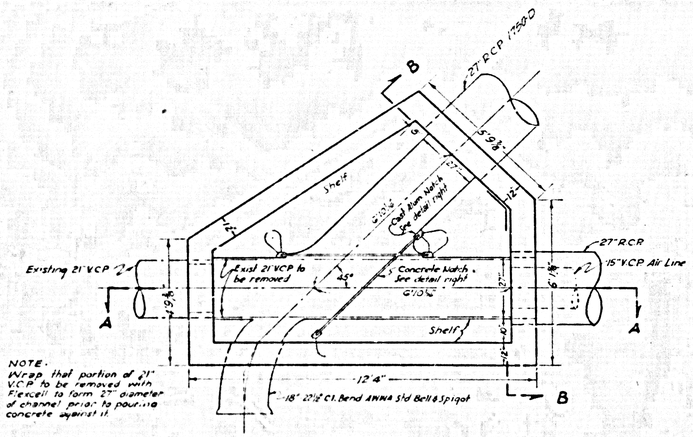

PLAN
No Scale

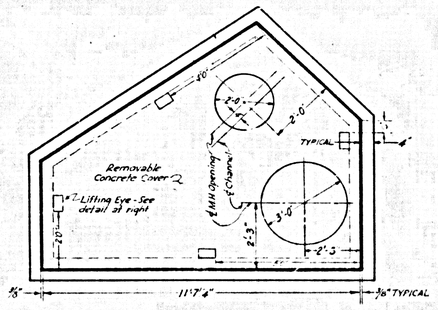

ROOF PLAN
No Scale

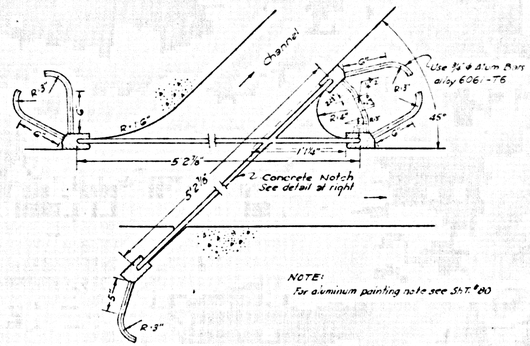

STOP LOG NOTCH DETAIL
SCALE: 1½" = 1'-0"

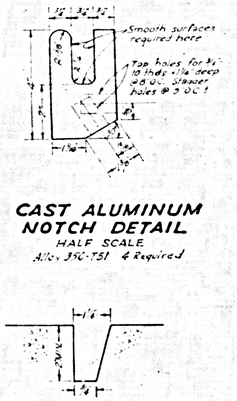

CAST ALUMINUM NOTCH DETAIL
HALF SCALE
Alloy 356-T51 4 Required

CONCRETE NOTCH DETAIL
HALF SCALE

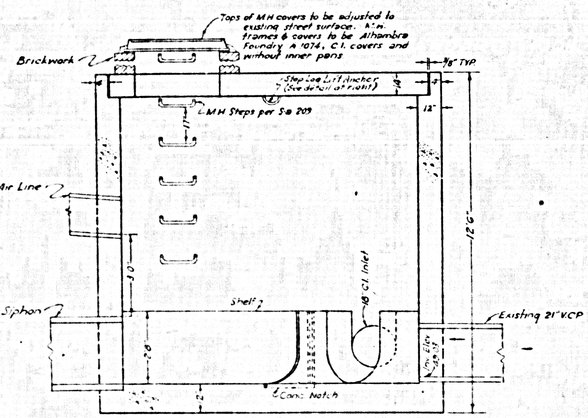

SECTION A-A
No Scale

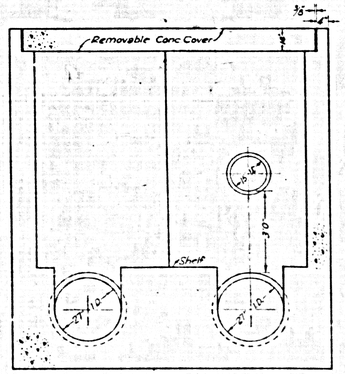

SECTION B-B
No Scale

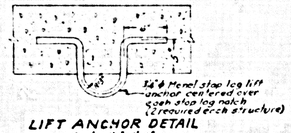

LIFT ANCHOR DETAIL
Scale - 1½" = 1'-0"

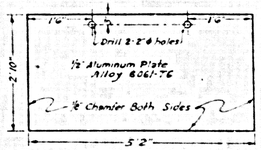

ALUMINUM STOP LOG
SCALE: ⅜" = 1'-0"
One required

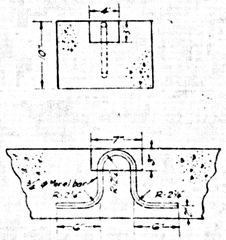

LIFTING EYE DETAIL
SCALE: 1½" = 1'-0"
3 Required

44595

UPPER SIPHON STRUCTURE
RAMONA AVE. & CLARK AVE.
SCALE: ½" = 1'-0" Except as Noted

COUNTY STORM DRAIN BOND ISSUE

PREPARED BY JOHN A. LAMBIE COUNTY ENGINEER	REVISIONS: MARK / DATE / DESCRIPTION	LOS ANGELES COUNTY FLOOD CONTROL DISTRICT
RECOMMENDED BY SANITATION ENGINEER		PROJECT NO. 9 LOS CERRITOS UNIT 3 LINE A SANITARY SEWER RECONSTRUCTION SIPHON NO 3 GENERAL DETAILS
DRAWN BY / CHECKED BY / SUBMITTED BY / CHECKED BY / DATE	DESIGNED BY County of Los Angeles / SUBMITTED BY / DIVISION ENGINEER	APPROVED BY / CHIEF ENGINEER
		SCALE AS NOTED / DATE MAY '60 / NO. 181-9-09.82 SHEET 82 OF 115

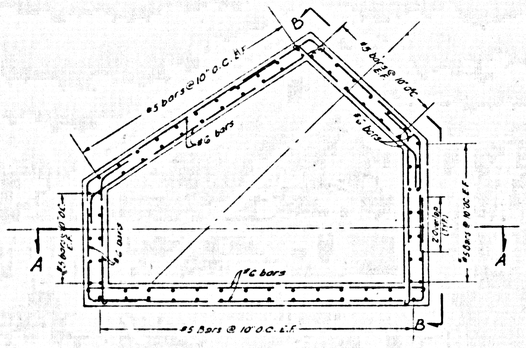

PLAN

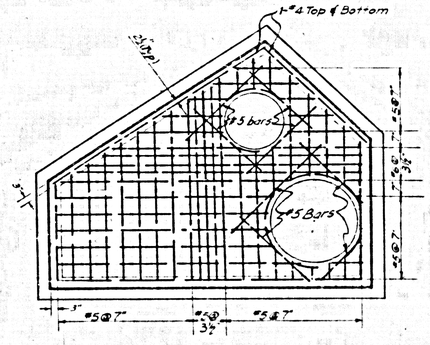

ROOF PLAN

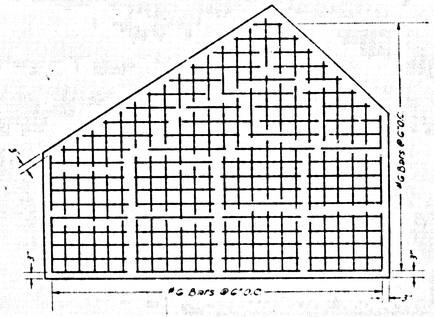

FLOOR PLAN

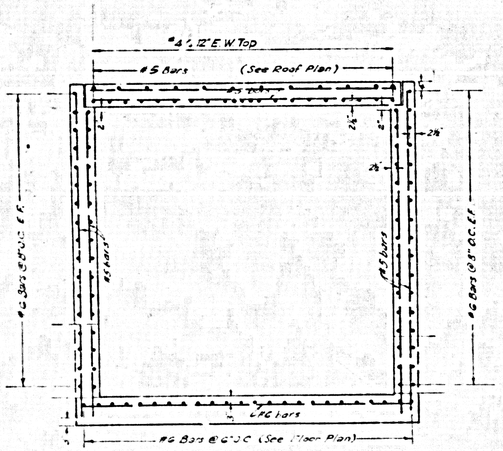

SECTION A-A

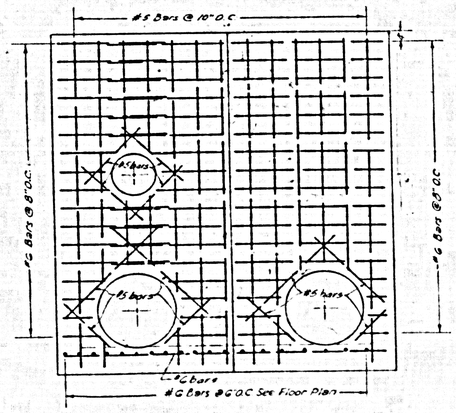

SECTION B-B

STEEL REINFORCEMENT FOR
UPPER SIPHON STRUCTURE AT
RAMONA AVE. & CLARK AVE.
SCALE: 1/2"=1'0"

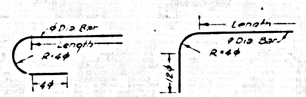

STANDARD HOOK DETAIL
NO SCALE

SCHEDULE OF NEW CONSTRUCTION AND ABANDONMENT OR REMOVAL OF EXISTING FACILITIES

1. CONSTRUCT LOWER SIPHON STRUCTURE AND BREAK OUT PIPE (SHT. 80 & 81)
2. CONSTRUCT NEW 8" AND 27" SEWERS INTO LOWER SIPHON STRUCTURE (SHT. 78)
3. CONSTRUCT UPPER SIPHON STRUCTURE AND BREAK OUT PIPE (SHT. 82 & 83)
4. REMOVE INTERFERING PORTIONS OF EXISTING 8" AND 24" SEWERS OVER BARREL No. 2 OF SIPHON
5. CONSTRUCT BARREL No. 2 OF SIPHON (SHT. 79)
6. REMOVE EXISTING MANHOLES AND 21" AND 33" SEWERS BETWEEN SIPHON STRUCTURES
7. CONSTRUCT BARREL No. 1 OF SIPHON (SHT. 79)
8. CONSTRUCT NEW 8" SEWER ON EAST SIDE OF CLARK AVE.
9. CONSTRUCT 15" V.C.P. AIR LINE
10. MAKE NEW 18" SEWER CONNECTION TO UPPER SIPHON STRUCTURE

NOTES:
1 All concrete to have 3000 pounds per square inch compressive strength in 28 days.
2 Reinforcing steel shall be intermediate grade billet steel deformed bars in accordance with latest A.S.T.M. specifications, and deformations conforming to A.S.T.M.-A305
3 Bends to be made as per detail.
4 Cut bars to avoid opening if necessary
5 Minimum overlap to be 2'

44596

COUNTY STORM DRAIN BOND ISSUE

PREPARED BY
JOHN A. LAMBIE
COUNTY ENGINEER
RECOMMENDED BY
SANITATION ENGINEER

REVISIONS
MARK | DATE | DESCRIPTION

LOS ANGELES COUNTY FLOOD CONTROL DISTRICT
PROJECT NO. 9
LOS CERRITOS
UNIT 3 LINE A
SANITARY SEWER RECONSTRUCTION
SIPHON NO. 3 STRUCTURAL DETAILS
APPROVED BY
SCALE: AS NOTED | DATE: MAY '60 | NO. 181-9-D9.03 | SHEET 83 OF 115

B.M. E.V.-208 Elev. 161.168, F.B. Bk. 32
Clark Ave. & Ramona Ave., N.E. Cor.
B.M. at N. end C.M. Bolt in C.B.

B.M. ST 14.96, Elev. 161.82, F.B. Bk. 36
E. of E. Ave. & Cooper Ave., S.W. Cor.
& 6" W. Co.'s St. at S. end C.B.

RECONNECT EXISTING 6" HOUSE LATERALS

10" & 8" V.C.P. (Reinforced) Sewer Laid in Open Cut Trench

SURFACE GRADE

SITE SPACED PIPE OF MEDIUM JOINTS

PROPOSED 8"ø V.S.P. S.C. SAN. SEWER MAIN
SEE SHTS. "A" & "B"

8" V.C.P. Q 24%

BELLFLOWER

ACRES
M.B. 16-136

See Sheet "A"
San. Dist. No. 2

Bellflower Hwy. Contract No. 1

8" V.C.P.

See Shts. "A" & "B"

Dist. 21" Trunk Sewer
San. Dist. No. 2
O-30 ø C.

Proposed 18" Sewer
See Sht. "B"

CLARK AVE

Exist. 8" Sewer - J.H. 6093

Exist. 24" Sewer - Lakewood Utility Dist. (To be abandoned)

See Sht. "B"

Exist. 27" Trunk Sewer
San. Dist. No. 2

See Sht. "B"

U.S. Army

Exist. 33" Trunk Sewer
San. Dist. No. 2

Prop. Widening Lane

Bellflower Water Co.

See Calif. Gas

Bellflower Water Co.

Pack & Oil Pavement

6" W.

8" V.C.P. to be Grand Sewer

Exist. 8" Sewer - J.H. 6093

Exist. 24" Sewer - Lakewood Utility Dist.

End 8" Sewer J.H. 6093

WELL

CEDAR AVE

37840

PC 7628

COUNTY STORM DRAIN BOND ISSUE

PREPARED BY
JOHN A. LAMBIE
COUNTY ENGINEER

RECOMMENDED BY
E. A. Hugh
DIRECTOR OF PUBLIC WORKS

DESIGNED BY L.A. WOOD — DRAWN BY L.A. WOOD
TRACED BY F.A. WILDE — CHECKED BY R. COVEY
QUANTITIES BY ENGINEER — DATE SEPT. 1958

REVISIONS		
MARK	DATE	DESCRIPTION
1	1-9-59	As Built

LOS ANGELES COUNTY
FLOOD CONTROL DISTRICT

PROJECT NO. 9
LOS CERRITOS
UNIT 3 LINE A
SANITARY SEWER RECONSTRUCTION
PLAN AND PROFILE

APPROVED BY John A. Lambie
CHIEF ENGINEER

RECOMMENDED FOR APPROVAL
ASSISTANT CHIEF ENGINEER

APPROVED AS TO FORM
COUNTY COUNSEL

DATE MAY '60

DRAWING NO. 161-9-09.84
SHEET 84 OF 115

B.M. 32-3 El. 61.609 F.B. 1811 Pg. 37
Clark Ave. & Artesia Blvd. N.W. Cor. of Std. C.S. Mon. Stamped
B.M. 32-3 1953 R.E. 63.3' Set in Conc. 8" Below the Surface
67.5' N. of the E. of Artesia Blvd. & 38.11' W. of the E. of Clark Ave.: 1" from Str. Ed. of Sidewalk: Protected by a Case from Conc. Mkd. "County Surveyor Monument"

PROPOSED 15"ø R.C.P. JACK & BORE LATERALS

Prop. 12'6"x7'5" R.C. Box Storm Drain See Sht. #28

PROPOSED 10'-6"x7'5" R.C. BOX STORM DRAIN SEE SHT. #28

PROP. DBL. 7'-5"x5'-8" R.C. BOX STORM DRAIN

BELLFLOWER

CLARK

BEVERLY AVE.

ARTESIA BLVD.

ACRES

AVE.

Bellflower Main

Exist. 8" Sewer J.N. 6807

Exist. 8" VCP Sewer abond. Seal ends

Exist. 8" VCP Sewer abond. Seal ends

Exist. 8" VCP Sewer abond. Seal ends

Exist. 8" Sewer - J.N. 6892 Gen. Pet. Co. Assoc. Oil Co. Bellflower Manor

Exist. 8" Sewer - J.N. 6892 Union Oil Co. Son. Asst. No. (Abond) Bellflower Manor

Exist. 8" VCP Sewer abond. Seal ends

Exist. 8" VCP Sewer abond. Seal ends

Exist. 8" Trunk Sewer San. Dist. No. 2 Sht. #79, 82, 83 Manhole No. 2 See Sht. #82

8" VCP J.N. 6893

Exist. 33" Trunk Sewer San. Dist. No. 2 See Sht. #79

U.S. Army

37841

Note:
Construct 15" sewer across Artesia Blvd. ⊙ Concurrently with construction of Storm Drain. See Sheet No. 26 for construction phases.

COUNTY STORM DRAIN BOND ISSUE

PC 7628

PROPOSED BY
JOHN A. LAMBIE
COUNTY ENGINEER

REVISIONS

MARK	DATE	DESCRIPTION
⊙	1963	As Built

LOS ANGELES COUNTY FLOOD CONTROL DISTRICT

PROJECT NO. 9
LOS CERRITOS
UNIT 3 / LINE A
SANITARY SEWER RECONSTRUCTION
PLAN AND PROFILE

B.M. KN-609 El-69.791 F.B. 1911 Pg 38
Clark Ave. & Park Ave. N.E. Cor. T.C.
of N. End C.R. Bl. 5 At In C.R.

USE "WEBB-BOX" OR "HERCULOCK" JOINTS ON SEWER PIPE

PROP. 10'-0" x 7'-0" R.C. BOX STORM DRAIN SEE SHT. #29

PROP. 10'-0" x 8'-0" R.C. BOX STORM DRAIN SEE SHT. #29

PROP. 10'-0" x 7

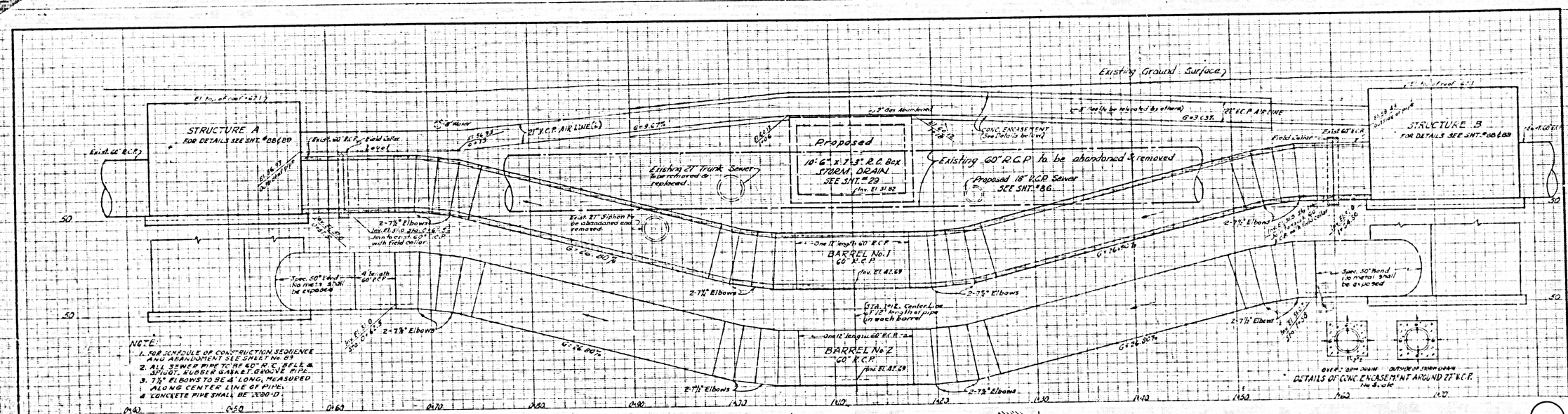

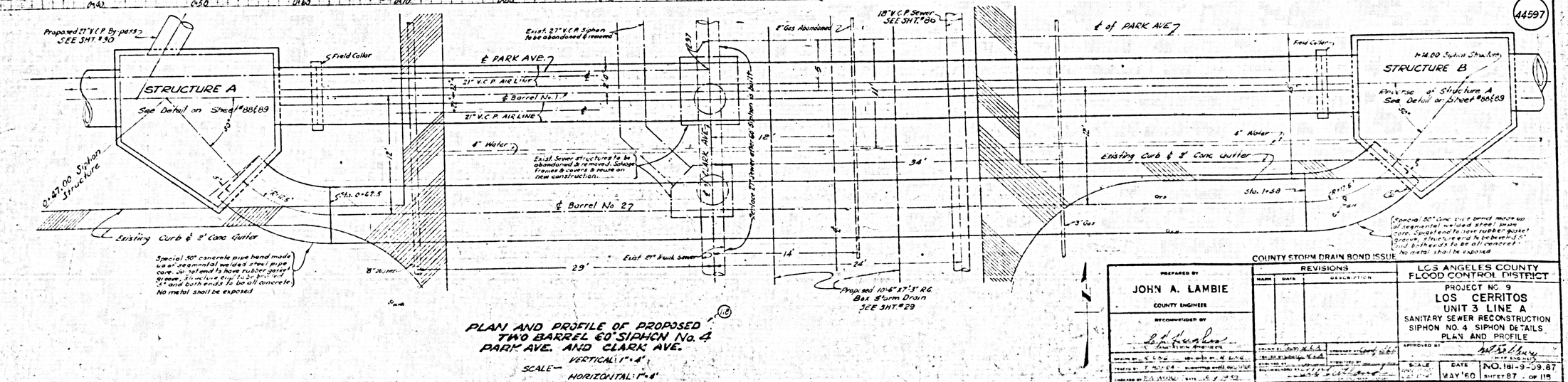

PLAN AND PROFILE OF PROPOSED TWO BARREL 60" SIPHON No. 4 PARK AVE. AND CLARK AVE.

SCALE— VERTICAL 1" = 4'
HORIZONTAL: 1" = 8'

44597

COUNTY STORM DRAIN BOND ISSUE

PREPARED BY
JOHN A. LAMBIE
COUNTY ENGINEER
RECOMMENDED BY

REVISIONS

MARK	DATE	DESCRIPTION

LOS ANGELES COUNTY FLOOD CONTROL DISTRICT

PROJECT NO. 9
LOS CERRITOS
UNIT 3 LINE A
SANITARY SEWER RECONSTRUCTION
SIPHON NO. 4 SIPHON DETAILS
PLAN AND PROFILE

APPROVED BY

SCALE | DATE MAY '60 | NO. 181-9-09.87 | SHEET 87 OF 115

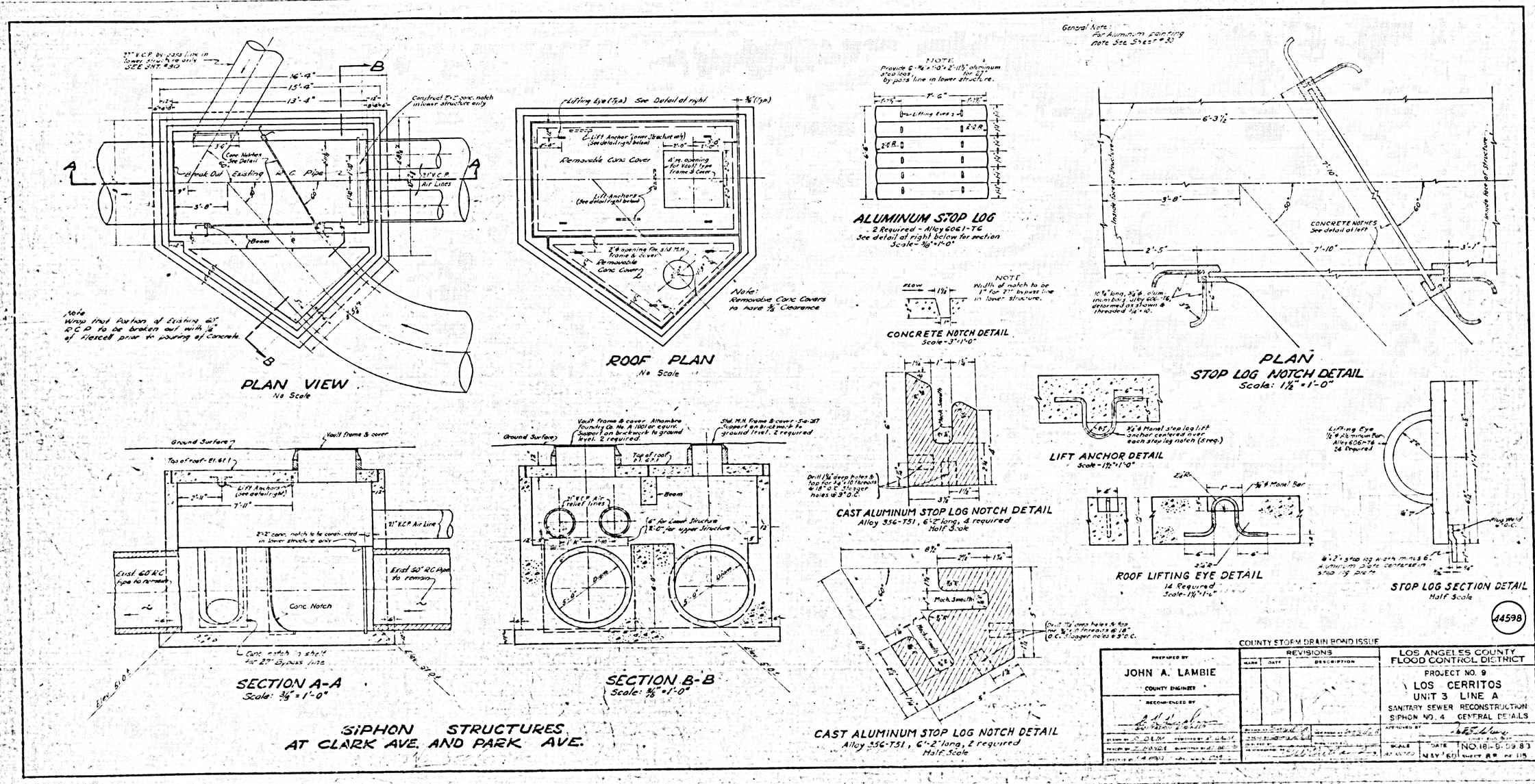

PLAN VIEW
No Scale
ROOF PLAN
No Scale
ALUMINUM STOP LOG
2 Required - Alloy 6061-T6
See detail at right below for section
Scale - 3/8" = 1'-0"
CONCRETE NOTCH DETAIL
Scale - 3" = 1'-0"
PLAN
STOP LOG NOTCH DETAIL
Scale: 1½" = 1'-0"
LIFT ANCHOR DETAIL
Scale - 1½" = 1'-0"
CAST ALUMINUM STOP LOG NOTCH DETAIL
Alloy 356-T51, 6'-2" long, 4 required
Half Scale
ROOF LIFTING EYE DETAIL
14 Required
Scale - 1½" = 1'-0"
STOP LOG SECTION DETAIL
Half Scale
SECTION A-A
Scale: 3/8" = 1'-0"
SECTION B-B
Scale: 3/8" = 1'-0"
CAST ALUMINUM STOP LOG NOTCH DETAIL
Alloy 356-T51, 6'-2" long, 2 required
Half Scale
SIPHON STRUCTURES
AT CLARK AVE. AND PARK AVE.
44598
COUNTY STORM DRAIN BOND ISSUE
PREPARED BY
JOHN A. LAMBIE
COUNTY ENGINEER
RECOMMENDED BY
REVISIONS
MARK
DATE
DESCRIPTION
LOS ANGELES COUNTY
FLOOD CONTROL DISTRICT
PROJECT NO. 9
LOS CERRITOS
UNIT 3 LINE A
SANITARY SEWER RECONSTRUCTION
SIPHON NO. 4 GENERAL DETAILS
APPROVED BY
SCALE
DATE
MAY '60
NO. 181-9-09.83
SHEET 88 OF 115

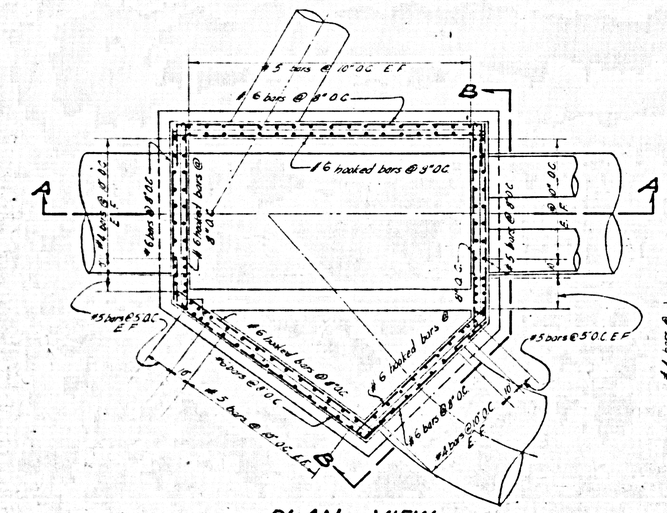

PLAN VIEW

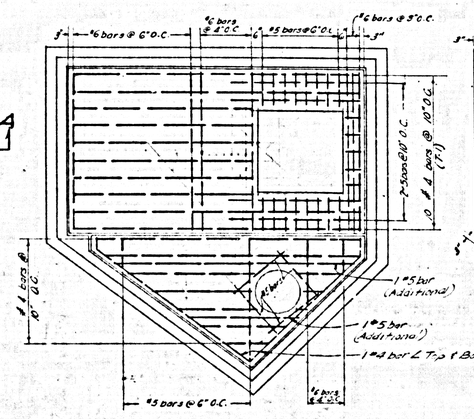

ROOF PLAN

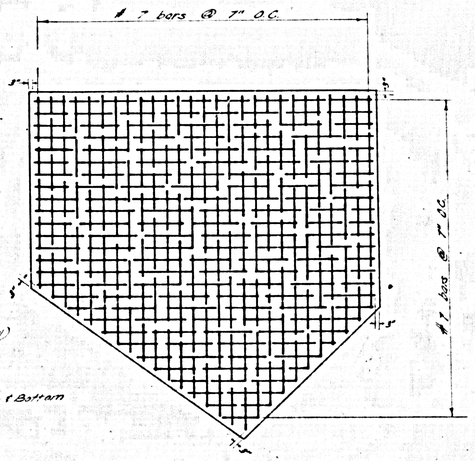

FLOOR PLAN

Schedule of New Construction and Abandonment or Removal of Existing Facilities

1. CONSTRUCT 8" SEWER AND M.H's ON PARK AVE. PER PLAN ON SHT. 90
2. CONSTRUCT LOWER 60" SIPHON STRUCTURE AND BREAK OUT EXISTING 60" R.C.P.
3. REMOVE EXISTING 27" V.C.P. SIPHON AND CONSTRUCT NEW 27" R.C.P. BY-PASS INTO LOWER 60" SIPHON STRUCTURE.
4. PROVIDE TEMPORARY SEAL FOR MAIN LINE OUTLET OPENING IN UPPER 27" SIPHON STRUCTURE IN CLARK AVE.
5. REMOVE EXISTING LOWER 27" SIPHON STRUCTURE IN CLARK AVE. AND INTERFERING PORTIONS OF EXISTING 27" LINES.
6. CONSTRUCT UPPER 60" SIPHON STRUCTURE AND BARREL No. 2 OF 60" SIPHON (SHT. 87)
7. REMOVE EXISTING 60" TRUNK BETWEEN SIPHON STRUCTURES
8. CONSTRUCT BARREL No. 1 OF 60" SIPHON (SHT. 87)
9. RELAY 27" TRUNK AT ORIGINAL GRADE BETWEEN UPPER SIPHON M.H. AND RECONNECT TO EXISTING 27" VCP SOUTH OF 60" SIPHON BARREL No. 2.
10. CONSTRUCT NEW 18" VCP SEWER OVER 60" SIPHON ON EAST SIDE OF CLARK AVE. (SHT. 86)
11. CONSTRUCT 21" V.C.P. AIR LINES

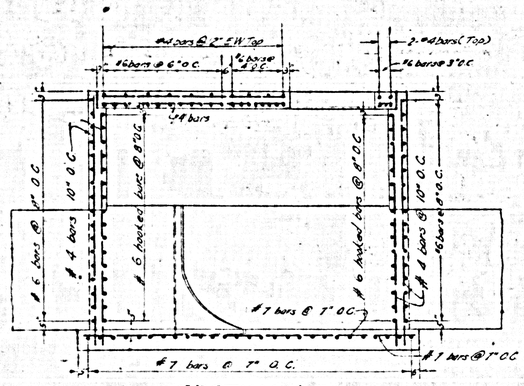

SECTION A-A

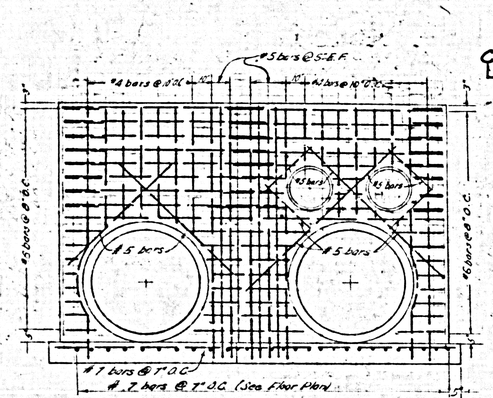

SECTION B-B

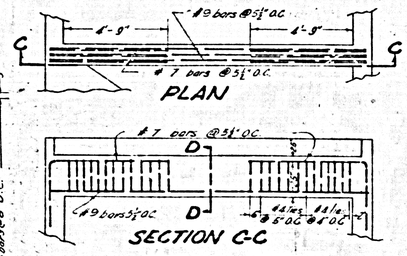

PLAN

SECTION C-C

BEAM DETAIL

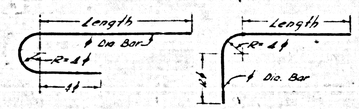

STANDARD HOOK DETAIL
No Scale

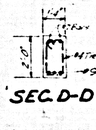

SEC. D-D

NOTES:
1. All concrete to have 3000 pounds per square inch compressive strength in 28 days
2. Reinforcing steel shall be intermediate grade billet steel deformed bars in accordance with latest A.S.T.M. specifications, and deformations conforming to A.S.T.M-A305
3. Details to be made as per detail
4. Cut bars to miss opening if necessary

14599

STEEL REINFORCEMENT FOR SIPHON STRUCTURES

PARK AVE. & CLARK AVE.

SCALE-3/8"-1'-0"

Quantities shown are for (1) structure only.

COUNTY STORM DRAIN BOND ISSUE

PREPARED BY	JOHN A. LAMBIE, COUNTY ENGINEER
RECOMMENDED BY	Chief Engineer
DRAWN BY	T. Thomas
DESIGNED BY	D. Davis
TRACED BY	T. Thomas
SUBMITTED BY	W. Bonney
CHECKED BY	K. Lee
DATE	Nov. 1959

REVISIONS

MARK	DATE	DESCRIPTION

LOS ANGELES COUNTY FLOOD CONTROL DISTRICT

PROJECT NO. 9

LOS CERRITOS UNIT 3 LINE A

SANITARY SEWER RECONSTRUCTION

SIPHON NO. 4 STRUCTURAL DETAILS

APPROVED BY	Chief Engineer
SCALE	As Noted
DATE	MAY '60
DRAWING NO.	161-9-D9 R9
SHEET	89 OF 115

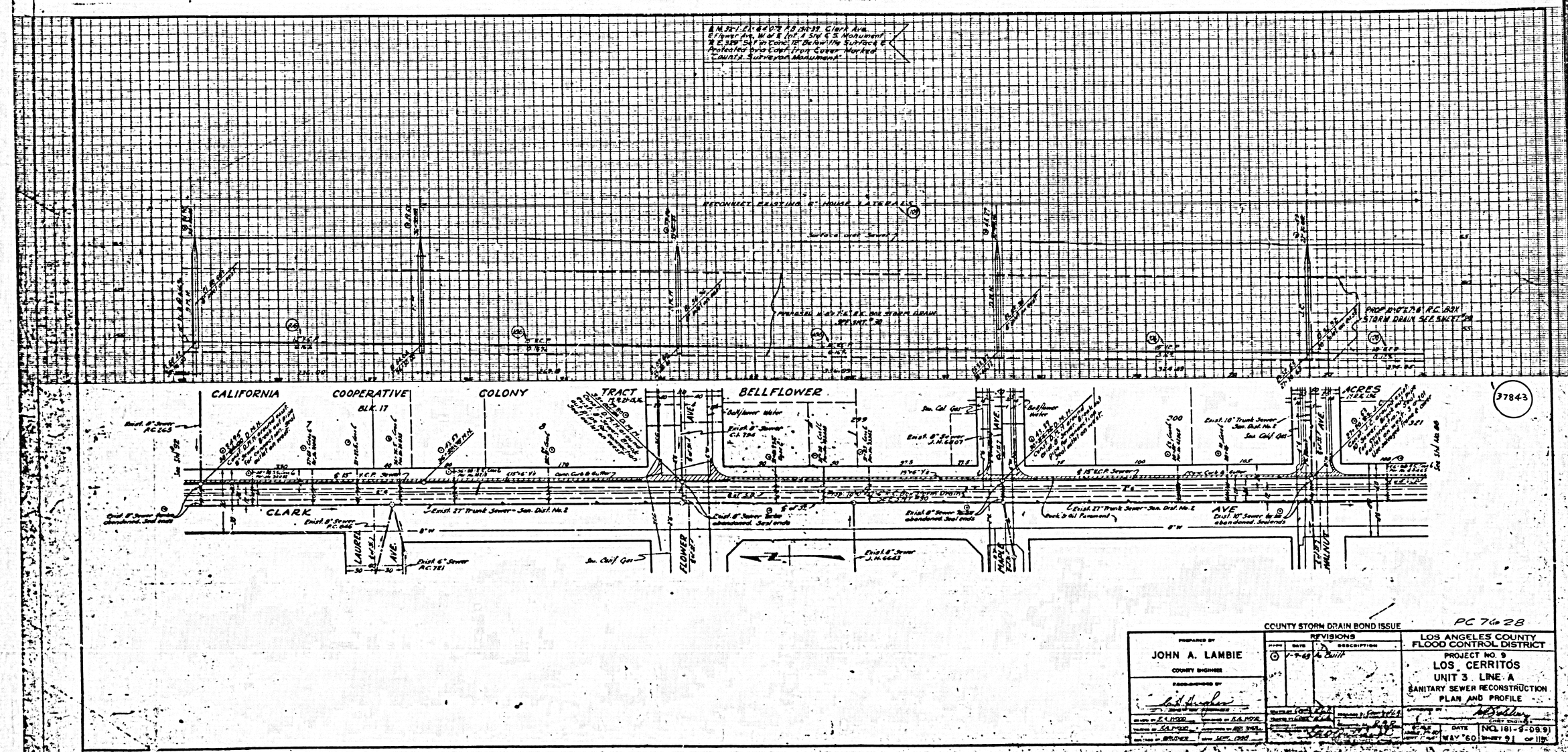

COUNTY STORM DRAIN BOND ISSUE

PC 7628

PREPARED BY	REVISIONS			LOS ANGELES COUNTY FLOOD CONTROL DISTRICT
JOHN A. LAMBIE COUNTY ENGINEER		DATE	DESCRIPTION	PROJECT NO. 9 LOS CERRITOS UNIT 3 LINE A SANITARY SEWER RECONSTRUCTION PLAN AND PROFILE
		1-9-69	As Built	
				CHIEF ENGINEER
				SCALE 1"=40' DATE MAY '60 SHEET 91 OF 115

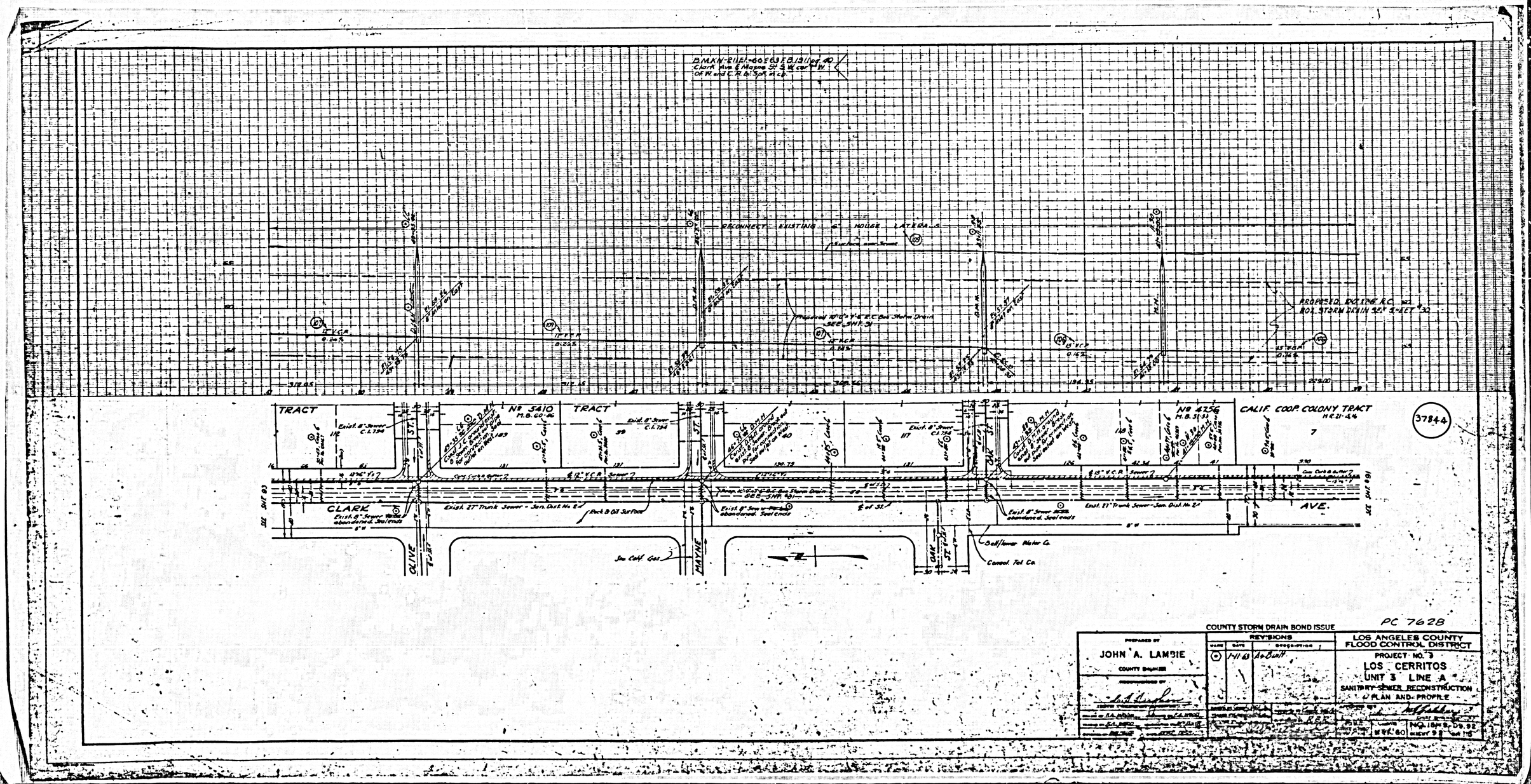

B.M.K.N-211E1-66263 F.B.1911 pg. 40
Clark Ave. & Mayne St. S.W. cor. of W. and C.R. bi. Spk. in cb.
RECONNECT EXISTING 6" HOUSE LATERALS
PROPOSED 10'-0" x 7'-6" R.C. BOX STORM DRAIN SEE SHEET #30
TRACT
Nº 5410
M.B. 60-46
TRACT
Nº 4756
M.B. 51-53
CALIF. COOP. COLONY TRACT
M.R. 21-15,16
37844
CLARK
AVE.
OLIVE
MAYNE
OAK
Exist. 27" Trunk Sewer - San. Dist. No. 2
Rock & Oil Surface
Bellflower Water Co.
Consol. Tel. Co.
COUNTY STORM DRAIN BOND ISSUE
PC 7628
PREPARED BY
JOHN A. LAMBIE
COUNTY ENGINEER
REVISIONS
1-11-63
As-Built
LOS ANGELES COUNTY
FLOOD CONTROL DISTRICT
PROJECT NO. 3
LOS CERRITOS
UNIT 3 LINE A
SANITARY SEWER RECONSTRUCTION
PLAN AND PROFILE

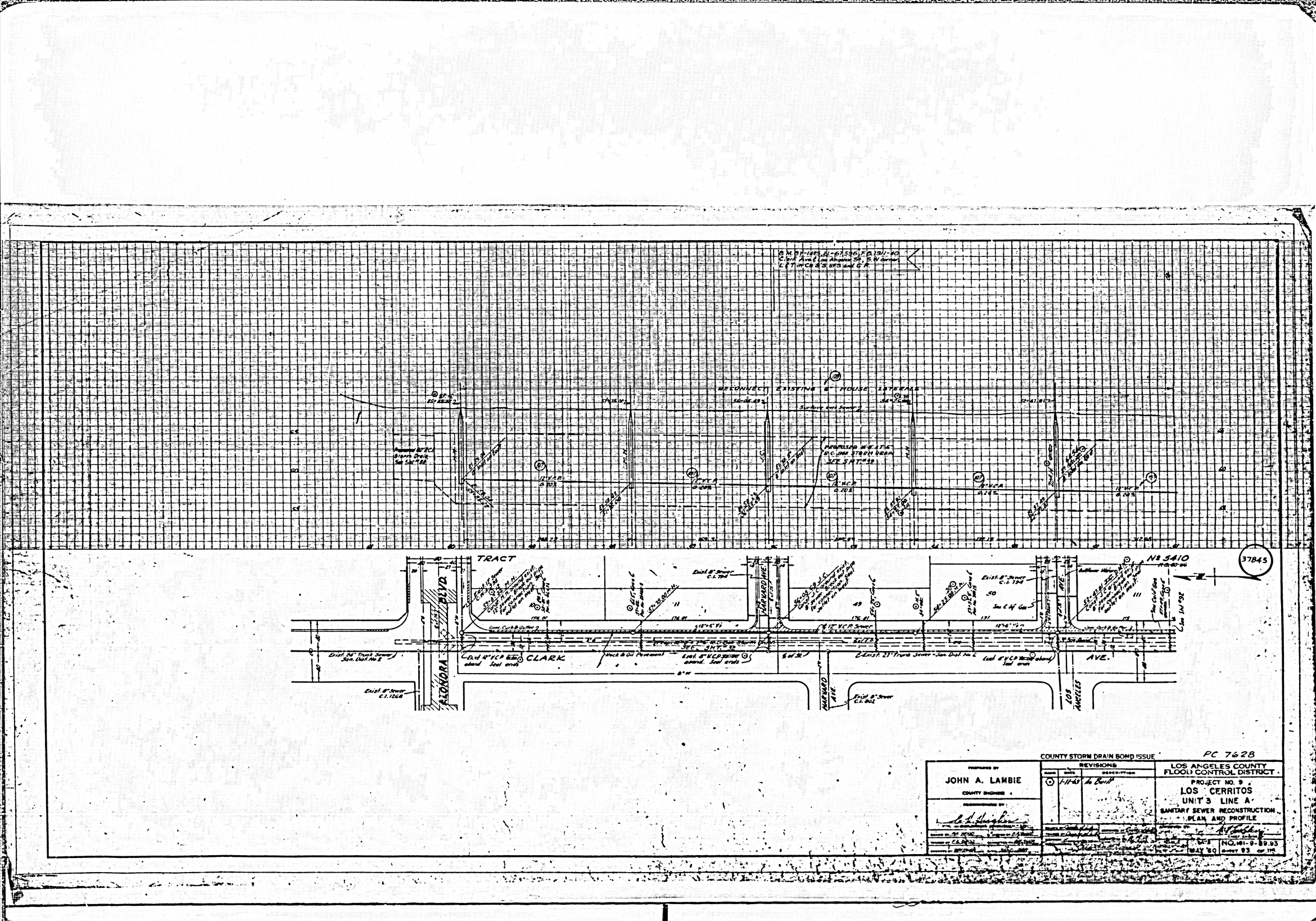
TRACT
No 5410
37845
CLARK
AVE.
ALONDRA BLVD.
HARVARD AVE.
LOS ANGELES
RECONNECT EXISTING 8" HOUSE LATERALS
PROPOSED 42"x78" R.C.P.P. STORM DRAIN SEE SHT. 92
Surface and Sewer
Exist. 8" Sewer C.I. 1268
Exist. 8" Sewer C.I. 902
Exist. 8" Sewer C.I. 1264
Exist. 24" Trunk Sewer San. Dist. No. 2
Exist. 27" Trunk Sewer San. Dist. No. 2
Exist. 8" Sewer C.I. 1264
Exist. 8" Sewer C.I. 1264
Exist. 8" Sewer C.I. 1264