B.M. B.G. 1281 ELEV. 188.408
L&B. NAIL NO. WING OF HDWL.
50' SO. ℄ OF STH AVE.
22' E. ℄ OF NOGALES ST.
(OTTERBEIN) QUAD. 19 65

LA PUENTE BLDG. DIST. NO. 2

County Sanitation Districts shall be notified prior to the following so that required inspection can be made (Phone 564-2462)

1. Commencement of construction of manhole on District trunk sewer.
2. Breaking into existing manhole on District trunk sewer.
3. Core drilling District trunk sewer.
4. Construction of house connections to District trunk sewer.
5. Acceptance of the project.

NOTES:

1. PROVIDE STAKES ON THE PROPERTY LINE OR PROPERTY LINES PRODUCED AT RIGHT ANGLES TO THE SEWER LINE AT THE CENTER LINE OF EACH MANHOLE.
2. NO REPRESENTATIVE OF THE COUNTY ENGINEER WILL SURVEY OR LAY OUT ANY POSITION OF THE WORK.
3. THE PRIVATE ENGINEER SHALL FURNISH THE COUNTY ENGINEER WITH GRADE SHEETS AND STATIONING FOR ALL HOUSE LATERALS AND "Y" OR "WYE" BRANCHES AND SHALL PROVIDE STAKES FOR THEM AT THEIR PROPER LOCATIONS WITH STATIONING PLAINLY MARKED. ALL HOUSE LATERALS SHALL BE CONSTRUCTED IN A STRAIGHT ALIGNMENT AT RIGHT ANGLES FROM THE MAIN LINE SEWER EXCEPT AS SHOWN ON THE PLANS. HOUSE LATERALS FROM CHIMNEYS SHALL NOT HAVE AN ANGLE OF LESS THAN 45° WITH THE MAIN LINE SEWER. ANY CHANGE IN ALIGNMENT SHALL BE REQUESTED IN WRITING BY THE PRIVATE ENGINEER.
4. THE PRIVATE ENGINEER SHALL FURNISH THE HOUSE LATERAL DEPTH AT THE PROPERTY LINE BELOW THE TOP OF CURB ELEVATION FOR EACH HOUSE LATERAL ON THE GRADE SHEET.
5. NO REVISIONS SHALL BE MADE IN THESE PLANS WITHOUT THE APPROVAL OF THE COUNTY ENGINEER.
6. THE CONTRACTOR SHALL NOTIFY THE CONSTRUCTION DIVISION BY TELEPHONE, MADISON 9-4247, EXT. 51538 AT LEAST TWENTY-FOUR HOURS BEFORE STARTING ANY WORK UNDER THIS CONTRACT.
7. ALL APPURTENANT SHALL BE OUTSIDE PRECAST MANHOLES PER S-2 OR PRECAST CONCRETE MANHOLES PER S-10 OR S-15 EXCEPT AS NOTED.
8. "Y" OR "WYE" BRANCHES MAY BE USED FOR CONNECTIONS TO MAIN LINE SEWERS EXCEPT AS NOTED.
9. MANHOLE TOPS IN UNIMPROVED RIGHTS-OF-WAY TO BE 0.5 FT. FINISHED GRADE.
10. USE EXTRA STRENGTH PIPE. ALL PIPE IS STANDARD DEPTH
11. WITH PVCO CLAY PIPE JOINT SHALL BE TYPE "D", "F" OR "G" PER ASTD. SPEC. SEC. 204-3

12. IF A POWER POLE IS WITHIN THREE FEET OF THE SEWER, THE SEWER SHALL BE ENCASED, PER S-2.2, TWO FEET ON EACH SIDE FROM THE POINT OF INTERFERENCE.
13. IF DURING THE COURSE OF CONSTRUCTION IT IS DETERMINED THAT THERE IS LESS THAN FOUR FEET OF COVER OVER THE TOP OF A MAIN LINE OR HOUSE LATERAL V.C.P. SEWER WHICH IS NOT INDICATED ON THE PLANS, THE PIPE SHALL BE ENCASED PER S-2.2 UNLESS OTHERWISE APPROVED BY THE COUNTY ENGINEER.
14. HOUSE LATERALS TO BE CONSTRUCTED WITH INVERTS AT PROPERTY LINE ... 6' ... FEET BELOW CURB GRADE EXCEPT AS NOTED.
15. RESURFACE ALL TRENCHES WITHIN PAVED AREAS TO MEET L.A. COUNTY ROAD DEPT. OR CALIFORNIA STATE HIGHWAY REQUIREMENTS IN ACCORDANCE WITH PERMITS.
16. SEPARATE TO BE TESTED FOR LEAKAGE PER SEC. 204-2.2.7 STANDARD SPECIFICATIONS.
17. REFER TO SECTION 7-10.2 & 1.0 OF THE STANDARD SPECIFICATIONS, REGARDING SAFETY ORDERS.
18. SPECIAL BACKFILL DEMANDED AREAS
   (a) MATERIAL TO BE USED SHALL BE SAND OTHER EARTH REMOVED FROM THE TRENCH WITH THE EXCEPTION OF ROCKS OVER 3" IN DIAMETER. THE MATERIAL SHALL BE PLACED AND COMPACTED IN LAYERS NOT EXCEEDING 12" IN THICKNESS.
   (b) ALL BACKFILL AND BASE REPLACEMENT SHALL BE COMPACTED TO A MINIMUM OF 90% OF MAXIMUM DENSITY PER A.S.T.M. D-1557 OR STANDARD METHOD OF TEST D-698-57T OR MODIFIED ACCEPTABLE CERTIFICATION OF SAND COMPACTION SHALL BE SUBMITTED TO THE COUNTY CIRCULATION DIVISION.
19. ALL JOINTS BETWEEN CAST IRON PIPE AND VITRIFIED CLAY PIPE SHALL BE MADE WITH A RUBBER ELBOW COUPLING, TYPE "C" OR "D" (BOSTON OR HERCULES) PER STANDARD SPECIFICATIONS, SECTION 204-3.

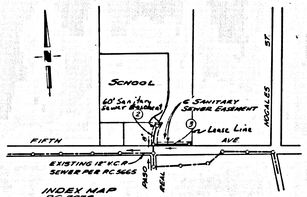

INDEX MAP
P.C. 7978
SCALE 1"=600'

NO CONNECTIONS FOR THE DISPOSAL OF INDUSTRIAL WASTES SHALL BE MADE TO SEWERS SHOWN ON THESE DRAWINGS WITHOUT WRITTEN PERMISSION FROM THE CHIEF ENGINEER AND GENERAL MANAGER OF THE COUNTY SANITATION DISTRICTS.

ISSUE NO HOUSE CONNECTION PERMITS UNTIL STREET IS DEDICATED AND EASEMENT IS CLEAR

COLLECT CHARGES AS INDICATED

THE FOLLOWING COUNTY ENGINEER STANDARD PLANS APPLY TO THIS PROJECT:

LEGEND	S-1
MINIMUM PUBLIC SAFETY REQUIREMENTS	S-2
BRICK MANHOLE	S-5
NON-REINFORCED PRECAST CONCRETE MANHOLE	S-8
REINFORCED PRECAST CONCRETE MANHOLE	S-9
MANHOLE FRAME AND COVER	S-10
MANHOLE STEP	S-11
BEDDING FOR SEWER PIPE	S-21
CRADLING AND EXCAVATION	S-24
BY BAND FOR SUPPORT	S-26
ALLOWABLE TRENCH WIDTHS	S-28

PROFILE ALIGNMENT AND GRADE OF P.C. 7978

SANITARY SEWERS PAGE 1

CONSTRUCTED IN

PASO REAL AVENUE
℄ R/W.

PRIVATE CONTRACT NO. 7978

W.S. 38

2 SHEETS, 3 PAGES

SCALE: VERT. 1"=4 HORIZ. 1"=40 AUGUST, 1968

40567

PREPARED IN THE OFFICES OF
WALSH-FORKERT, CIVIL ENGINEERS, INC.

By [signature] REG. C. E. NO. 6371

FOR LEGEND SEE PLAN NO. S-64

NOTE:

GRADES TO WHICH THIS IMPROVEMENT IS TO BE CONSTRUCTED ARE SHOWN ON PLANS AND PROFILES. GRADE POINTS FOR TOP OF CURBS, CENTER LINE OF STREETS, OR CENTER LINE OF ALLEYS ARE SHOWN BY CIRCLES ON PROFILES. AT ALL POINTS BETWEEN DESIGNATED POINTS THE GRADE SHALL BE A STRAIGHT LINE JOINING THE ADJACENT DESIGNATED POINTS. THE GRADE LINE DRAWN BETWEEN SAID DESIGNATED POINTS ELEVATIONS ARE IN FEET ABOVE U.S.C. & G.S. SEA LEVEL DATUM OF 1929.
THIS DRAWING AND THE DATA HEREON ARE HEREBY MADE A PART OF THE SPECIFICATIONS.
WORK SHALL BE CONSTRUCTED ACCORDING TO STANDARD SPECIFICATIONS FOR PUBLIC WORKS CONSTRUCTION AND CO BUILDER SPEC. PROVIDING SPECIFICATIONS DIVISION AND SHALL BE INSPECTED BY A CITY ENGINEER OF THE CO. WORK.
BEFORE WORK CAN BE STARTED, THE CONTRACTOR MUST OBTAIN A PERMIT TO EXCAVATE IN COUNTY STREETS FROM THE L.A. COUNTY ROAD DEPT., DISTRICT OFFICE NO. ..... AND PAY A FEE TO THE COUNTY ENGINEER, ROOM 300, COUNTY ENGINEERING BUILDING, 108 WEST SECOND STREET OR AT A BRANCH OFFICE, BY SURVEY ..... REGIONAL OFFICE, SUFFICIENT TO COVER THE COST OF CONSTRUCTION OF THE PROJECT.
CONSTRUCTION OF THIS PLAN BY THE COUNTY OF LOS ANGELES DOES NOT CONSTITUTE A REPRESENTATION AS TO THE ACCURACY OF THE LOCATION OF OR THE EXISTENCE OR NON-EXISTENCE OF ANY UNDERGROUND UTILITY PIPE, OR STRUCTURE WITHIN THE LIMITS OF THIS PROJECT. THIS NOTE APPLIES TO ALL PAGES.
IF WORK IS TO BE DONE IN A STATE HIGHWAY, A PERMIT MUST BE OBTAINED FROM THE STATE OF CALIFORNIA, DIVISION OF HIGHWAYS, 120 SOUTH SPRING STREET, LOS ANGELES, CALIFORNIA.

COUNTY OF LOS ANGELES, CALIFORNIA
JOHN A. LAMBIE, COUNTY ENGINEER — J. D. PARKHURST, CHIEF ENGINEER

APPROVED BY: [signature] SAN DIMAS SERVICE ENGINEER
CO. SAN. DIST. NO. 2
APPROVED BY: [signature] OFFICE ENGINEER

CHECKED BY: [signature] 8-15-68 REG. C.E. NO. 10293

J.N. 0368.82

P. C. 7978 PAGE 2

NO CHARGE FOR CONNECTIONS

40568

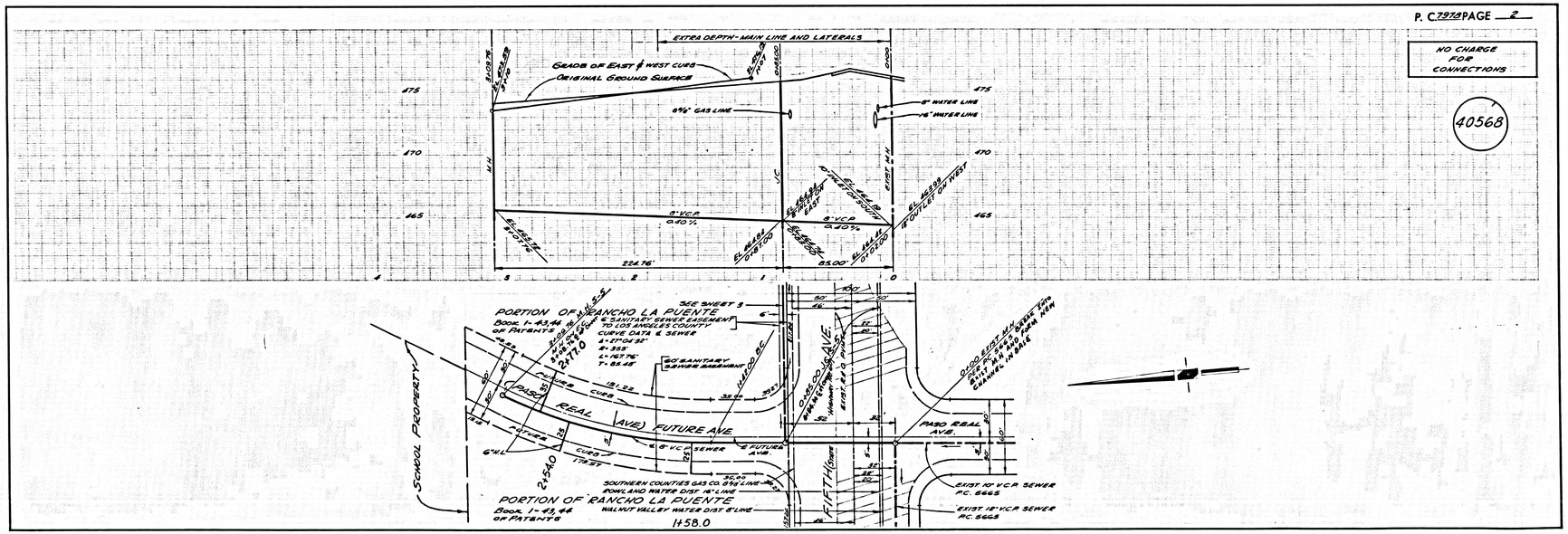

L.A. COUNTY SEWER SHEET NO. 1 SOUTHERN CALIFORNIA BLUEPRINT CO.
LA 8073

P.C. 7978 PAGE 3

NO CHARGE FOR CONNECTIONS

40569

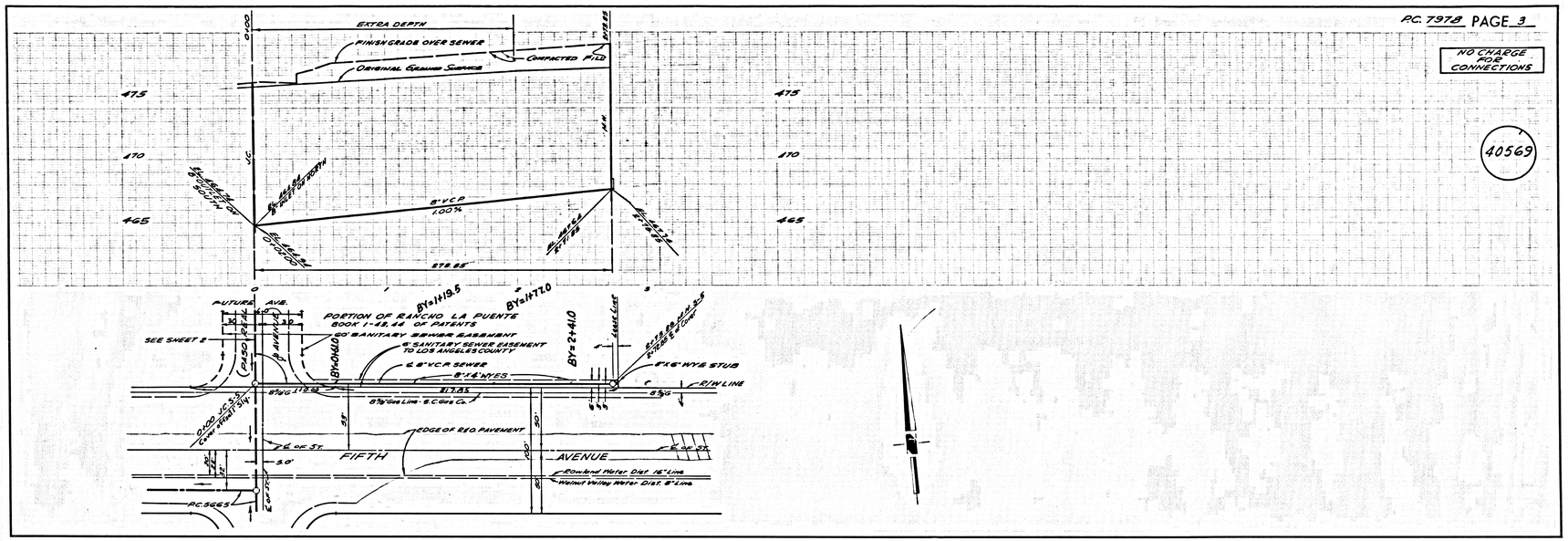

_____ PAGE _____