

SAN GABRIEL BLVD PC 8067

Trim Line

BASE 1 & 5 OF 5 SHEETS

B.M. SY. 3321A ELEV. 315.976
C.S. MON. @ INT.
DELTA ST. & SAN GABRIEL BLVD.
ELEV.: 315.976 BASELINE 1955

ROSEMEAD BUILDING DISTRICT No. 5.07

PRIVATE CONTRACT NO. 8067

PROFILE, ALIGNMENT AND GRADE OF
SANITARY SEWERS
TO BE CONSTRUCTED IN

SAN GABRIEL BLVD. AND OTHER RIGHTS OF WAY

40717

1 SHEETS, 2 PAGES

SCALE VERT. 1" = 4'
HORIZ. 1" = 40'

MAY 1968

CITY OF ROSEMEAD, CALIFORNIA

JOHN A. LAMBE CITY ENGINEER

APPROVED BY Gordon W. Kneip
REGIONAL ENGINEER

J. D. PARKURST
CHIEF ENGINEER OF COUNTY
SANITATION DISTRICT NO. 15

APPROVED BY E.P. Bennett
OFFICE ENGINEER

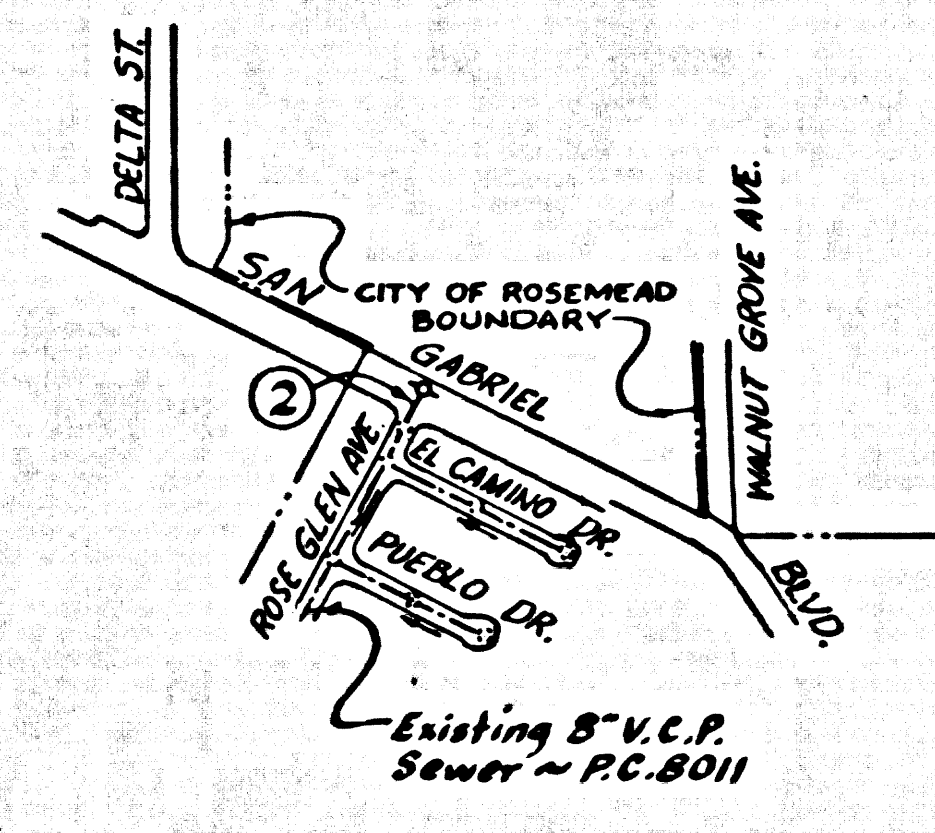
DESIGNED BY J. A. J. [Signature]
REG. C.E. NO. 7612

WORK SHALL BE CONSTRUCTED ACCORDING TO THE STANDARD SPECIFICATIONS FOR PUBLIC WORKS CONSTRUCTION AND CITY ENGINEER SPECIAL PROVISIONS FOR THE CONSTRUCTION OF SANITARY SEWERS DATED FEB. 15, 1968, AS REVISED AND SHALL BE PROSECUTED ONLY IN THE PRESENCE OF THE CITY ENGINEER.

GRADES TO WHICH THIS IMPROVEMENT IS TO BE CONSTRUCTED ARE SHOWN ON PLANS AND PROFILES. GRADE POINTS FOR TOP OF CURB, CENTER LINE OF STREET OR CENTER LINE OF ALLEY ARE SHOWN BY CIRCLES ON PROFILES. ALL POINTS BETWEEN BEARING POINTS THE GRADE SHALL BE ESTABLISHED SO AS TO CONFORM TO A STRAIGHT LINE DRAWN BETWEEN SAID BEARING POINTS.

ELEVATIONS ARE IN FEET ABOVE U.S.C. & G.S. SEA LEVEL DATUM OF 1929.

LAYOUT	L. JAIME	MAY 1968	UNDERGROUND	S. CHU	MAY 1968
TRACED	L. JAIME	MAY 1968	BENCH MARKS	J.L. BOWLER	MAY 1968
CHECKED	F. YOUNGDAHL	MAY 1968	MAINTENANCE	C. PEARSON	MAY 1968
F.B. 2746			INSPECTOR		
A.B. 5279			RECORD PLANS		



INDEX MAP
SAN GABRIEL BLVD. PC. 8067
Scale: 1" = 600'

County Sanitation Districts shall be notified prior to the following so that required inspection can be made (Phone #A 7-1022)

- (1) Commencement of construction of manhole on District trunk sewer.
- (2) Trenching into existing manhole on District trunk sewer.
- (3) Trenching existing District trunk sewer.
- (4) Construction of house connections to District trunk sewer.
- (5) Acceptance of the project.

USE EXTRA STRENGTH PIPE. ALL PIPE IS STANDARD DEPTH EXCEPT AS NOTED.
VITRIFIED CLAY PIPE JOINTS SHALL BE TYPE "D", "N" OR "O" PER SECTION 208-2 OF STANDARD SPECIFICATIONS.
ALL STRUCTURES SHALL BE EITHER BRICK OR PRECAST CONCRETE MANHOLES.
USE STANDARD MANHOLE FRAMES AND COVERS, EXCEPT AS NOTED.
SEWERS TO BE TESTED FOR LEAKAGE PER SECTION 308-2.3.7 OF STANDARD SPECIFICATIONS.

THE CONTRACTOR SHALL NOTIFY THE CONSTRUCTION DIVISION BY TELEPHONE HADISON 8-047, EXT. 8151 AT LEAST 24 HOURS BEFORE STARTING ANY WORK UNDER THIS CONTRACT.
CONSTRUCTION IN STATE HIGHWAYS SHALL CONFORM WITH STATE HIGHWAY PERMIT AND THE CONTRACTOR SHALL PAY ALL COSTS IN CONNECTION THEREWITH.
ALL STATE AND LOCAL TRENCH SAFETY ORDERS WILL BE RIGIDLY ENFORCED.

ALL JOINTS BETWEEN CAST IRON PIPE AND VITRIFIED CLAY PIPE SHALL BE MADE WITH A RUBBER SLEEVE JOINT, TYPE "C" OR "D" (WITH BUSHING IF NECESSARY) PER SECTION 208-2 OF STANDARD SPECIFICATION.

ALL CONCRETE CROSS CUTTERS, CURBS, CUTTERS, PAVEMENT, AND DRIVEWAYS SHALL BE FURNISHED OR JACKED PER LOS ANGELES COUNTY ROAD DEPARTMENT REQUIREMENTS.

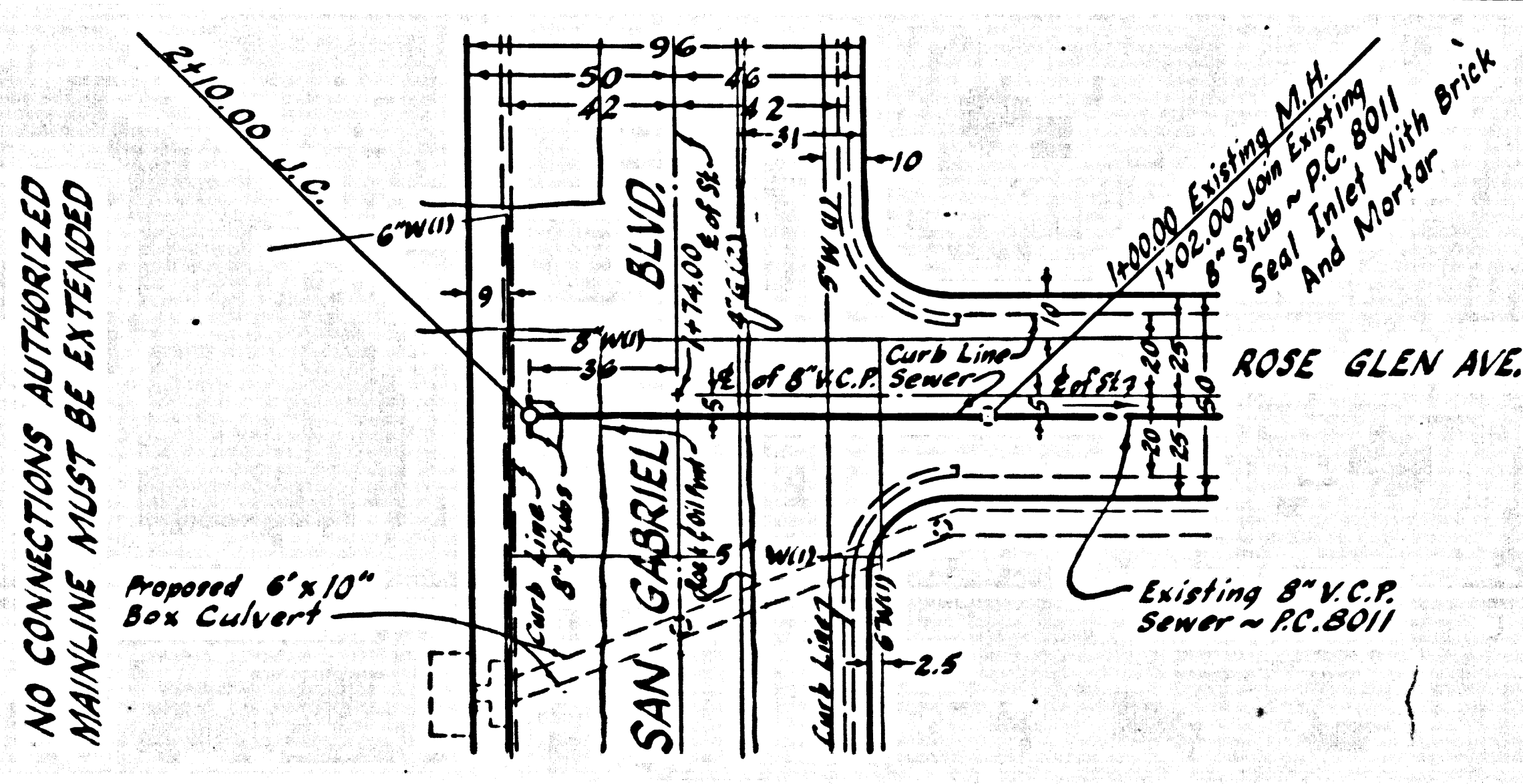
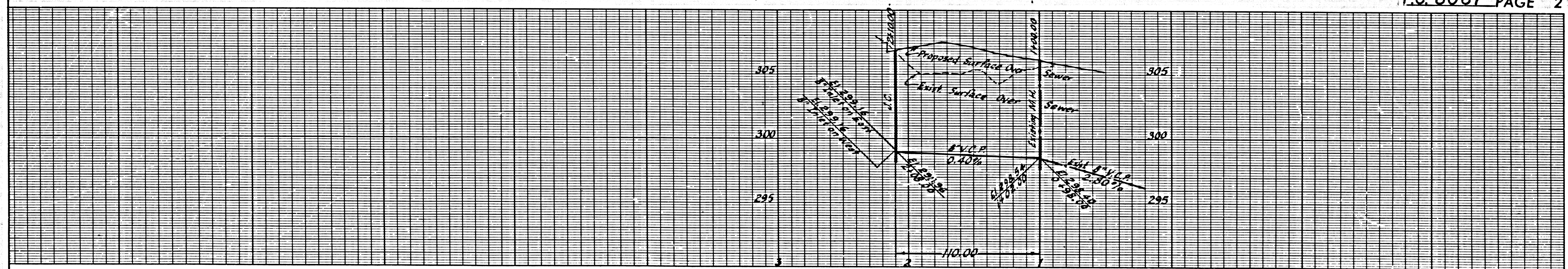
THE FOLLOWING LATEST REVISED STANDARD PLANS ON FILE IN THE OFFICE OF CITY ENGINEER SHALL APPLY IN THE CONSTRUCTION OF THIS PROJECT:

ISDMS	5-1
AMERICAN PUBLIC SAFETY REQUIREMENTS	5-2
BRICK MANHOLE	5-3
MANHOLE FRAME AND COVER	5-13
MANHOLE STEP	5-17
REINFORCED PRECAST CONCRETE MANHOLE	5-19
SPECIAL SUPPORT AND PROTECTION	5-23
CRABBING AND BRACING	5-23
NON-REINFORCED PRECAST CONCRETE MANHOLE	5-8
REINFORCED PRECAST CONCRETE MANHOLE	5-8
ALLOWABLE TRENCH WIDTHS	5-33

THE UNDERGROUND UTILITY COMPANIES WITHIN THE LIMITS OF THIS PROJECT ARE AS FOLLOWS:

- (1) SAN GABRIEL VALLEY WATER CO.
- (2) SOUTHERN COUNTIES GAS CO.
- (3)
- (4)

NO CONNECTIONS FOR THE DISPOSAL OF INDUSTRIAL WASTES SHALL BE MADE TO SEWERS SHOWN ON THESE DRAWINGS WITHOUT WRITTEN PERMISSION FROM THE CHIEF ENGINEER AND GENERAL MANAGER OF THE COUNTY SANITATION DISTRICTS



NO CONNECTIONS AUTHORIZED
MAINLINE MUST BE EXTENDED

40718

Road Dept. Reference
J.N. 2552
SHEET 6 OF 7 SHEETS

Trim Line