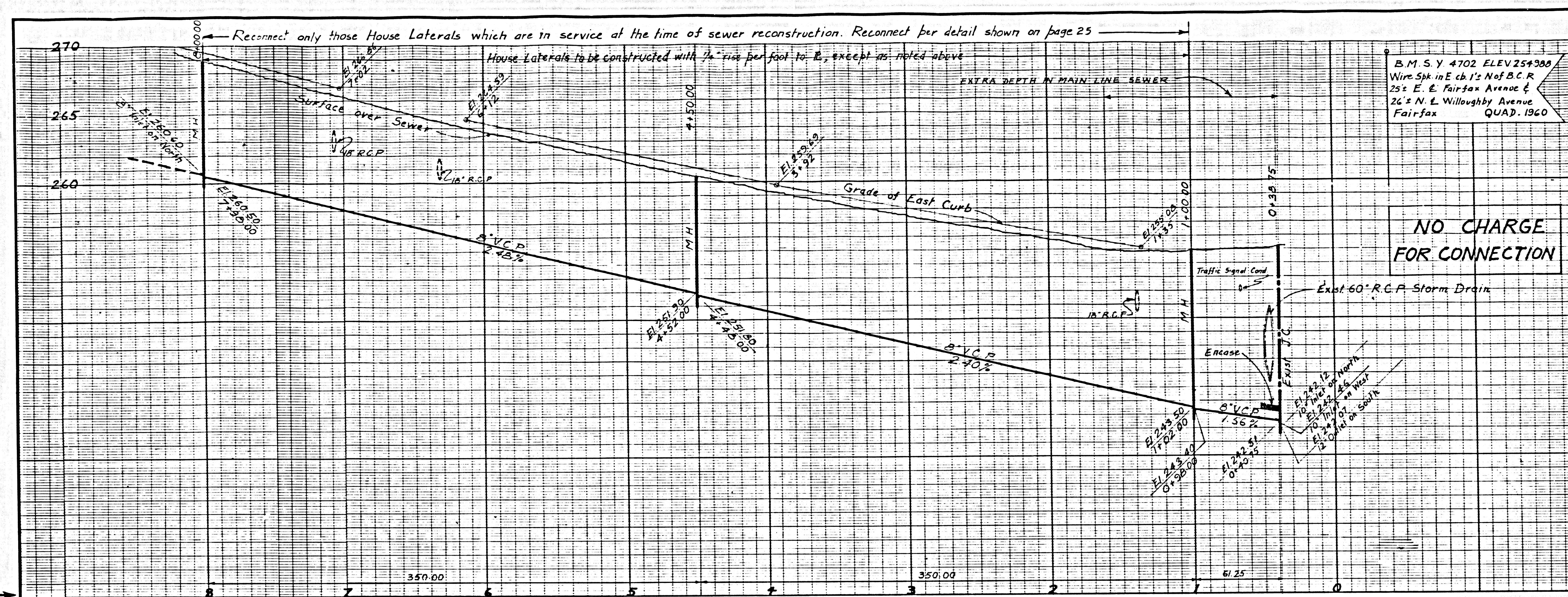


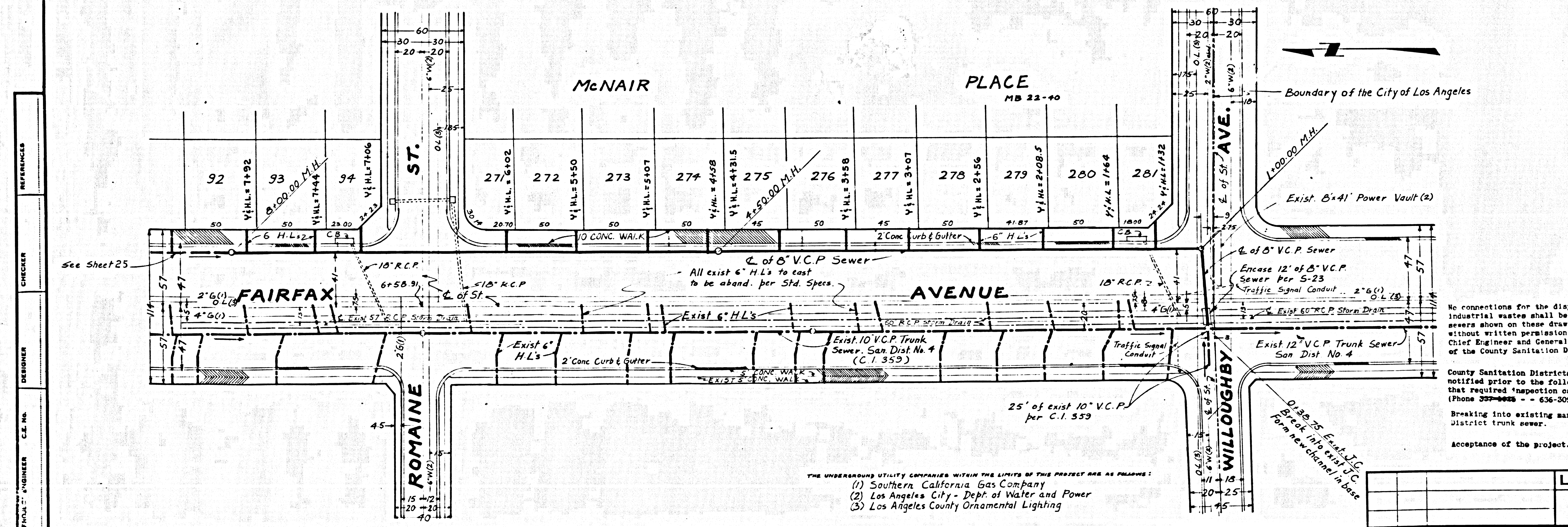
25012



REVIEWED	
DESIGN	SECTION
C.C. 8158	J.N. 0778.62
1. Sanitary sewers shall be constructed in accordance with the Standard Specifications for Public Works Construction (hereinafter referred to as the Standard Specifications), Special Provisions and Standard Plans on file in the Office of the County Engineer.	
2. Existing sewer services and flow shall be maintained at all times.	
3. "T" or "Y" branches may be used for connection to main line sewer.	
4. Vitrified clay pipe joints shall be type "D", "F" or "G" per Section 208-2 of Standard Specifications.	
5. All concrete cross gutters, curbs, gutters and driveways shall be tunneled or jacked per L.A. Angeles County Road Department requirements.	
6. The Contractor shall notify the Construction Division of County Engineer by telephone 629-4747, Ext. 81551 at least 24 hours before starting any work under this contract.	
7. Refer to Sec. 7-10.41 of the Standard Specifications regarding Safety orders.	
8. Construction under this project shall conform to the following Standard Plans: S-1, S-2, S-3, S-13, S-15, S-17, S-21, S-26, S-28, S-29, S-30, S-33.	
9. No revisions shall be made to these plans without the approval of the County Engineer.	

NO CHARGE FOR CONNECTION

255
250
245
240



(41314)

CASH CONTRACT No. 41296

PROFILE, GRADE, AND ALIGNMENT OF SANITARY SEWER TO BE CONSTRUCTED IN FAIRFAX AVENUE COUNTY OF LOS ANGELES

DESIGNED BY: *John A. Lambie*
 COUNTY ENGINEER: *John A. Lambie*
 APPROVED BY: *John D. Parkhurst*
 CHIEF ENGINEER COUNTY SANITATION DISTRICT No. 4

NO CONNECTIONS FOR THE DISPOSAL OF INDUSTRIAL WASTES SHALL BE MADE TO SEWERS SHOWN ON THESE DRAWINGS WITHOUT WRITTEN PERMISSION FROM THE CHIEF ENGINEER AND GENERAL MANAGER OF THE COUNTY SANITATION DISTRICTS.

COUNTY SANITATION DISTRICTS SHALL BE NOTIFIED PRIOR TO THE FOLLOWING SO THAT REQUIRED INSPECTION CAN BE MADE (PHONE 379-9223 - 636-3007)

Breaking into existing manhole on district trunk sewer.

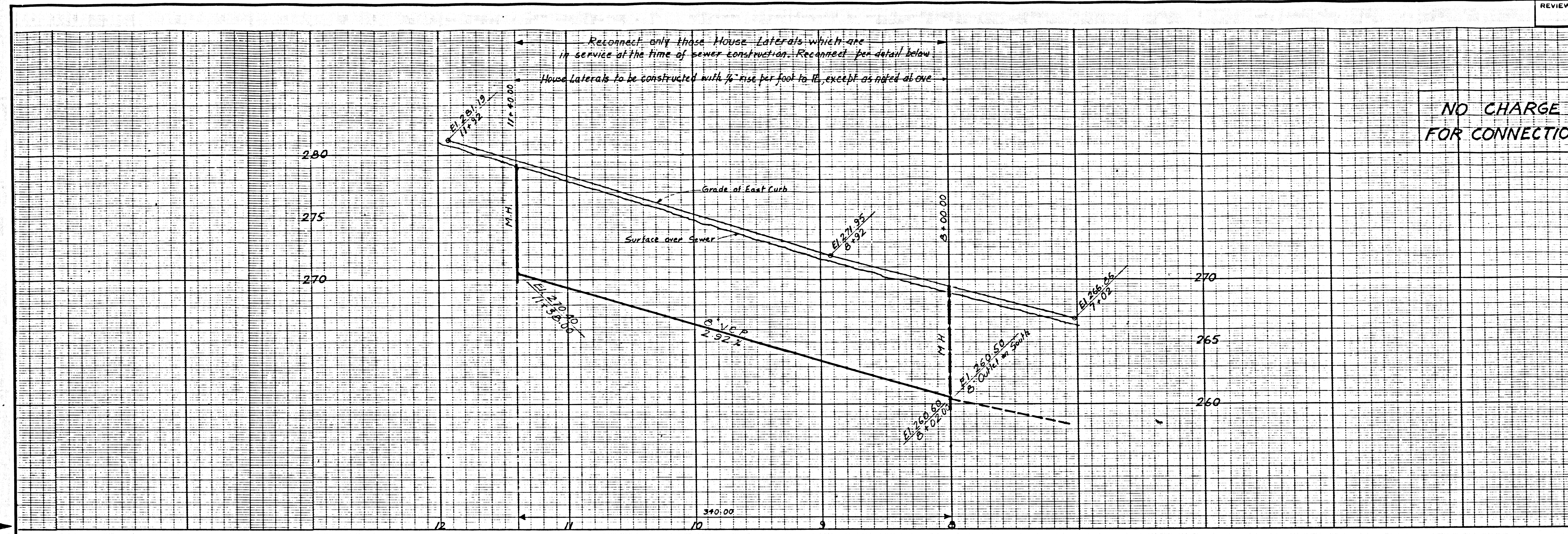
acceptance of the project.

REFERENCE	LAYOUT	RECORD PLANS
H.S. 22	Amplified	
R.D.B. 560	Traced	
R.D.B. 560	Checked	
R.D.B. 47	Inspector	

LOS ANGELES COUNTY ROAD DEPARTMENT	
HIGHWAY DIVISION	JOB NAME LIMITS
DATE: _____	JOB NO. _____
REVISIONS	SCALE: HORIZ. 1" = 40'
	VERT. 1" = 2'
	SHEET 24 OF 24 SHTS.

THE UNDERGROUND UTILITY COMPANIES WITHIN THE LIMITS OF THIS PROJECT ARE AS FOLLOWS:
 (1) Southern California Gas Company
 (2) Los Angeles City - Dept. of Water and Power
 (3) Los Angeles County Ornamental Lighting

DESIGN	SECTION	DATE

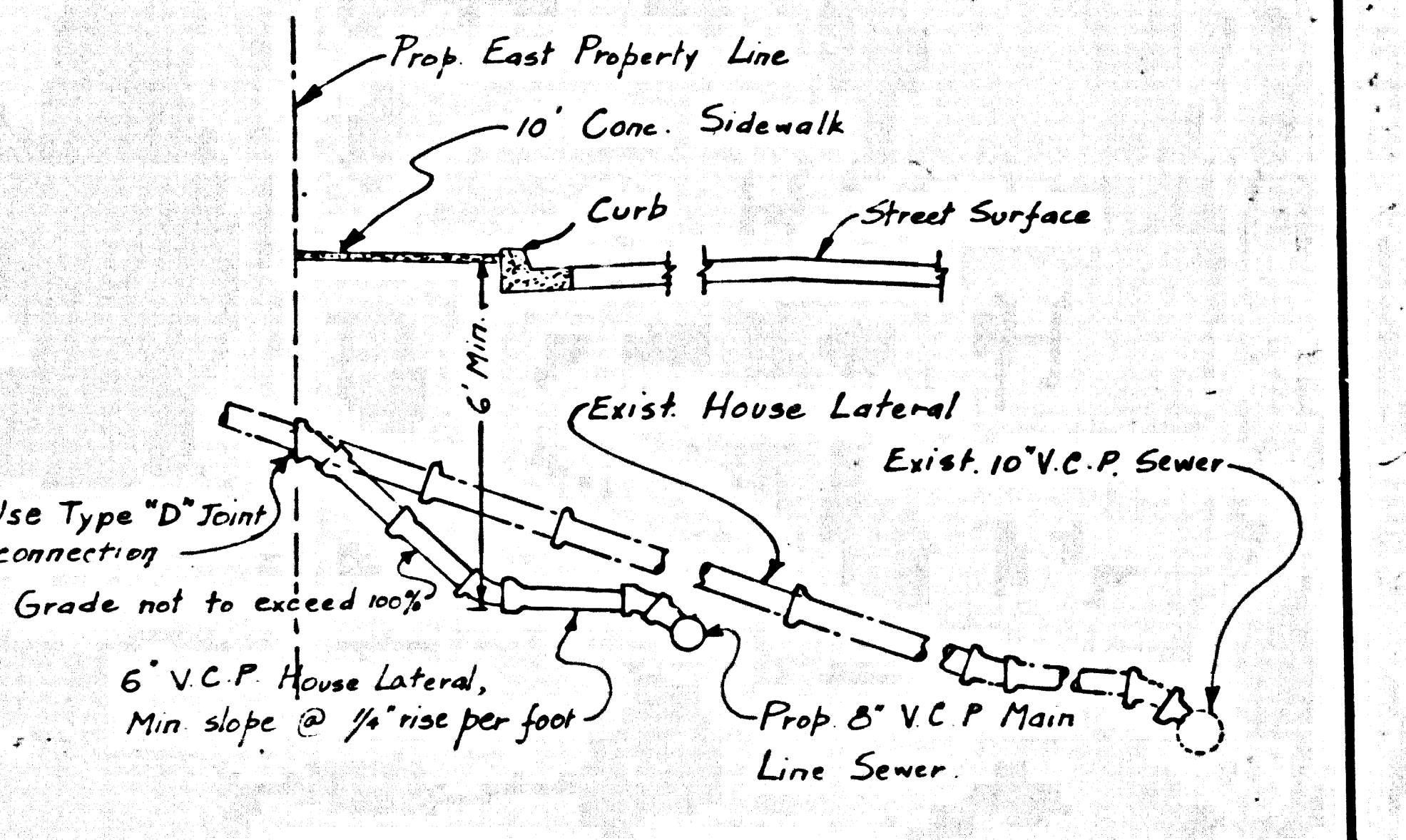
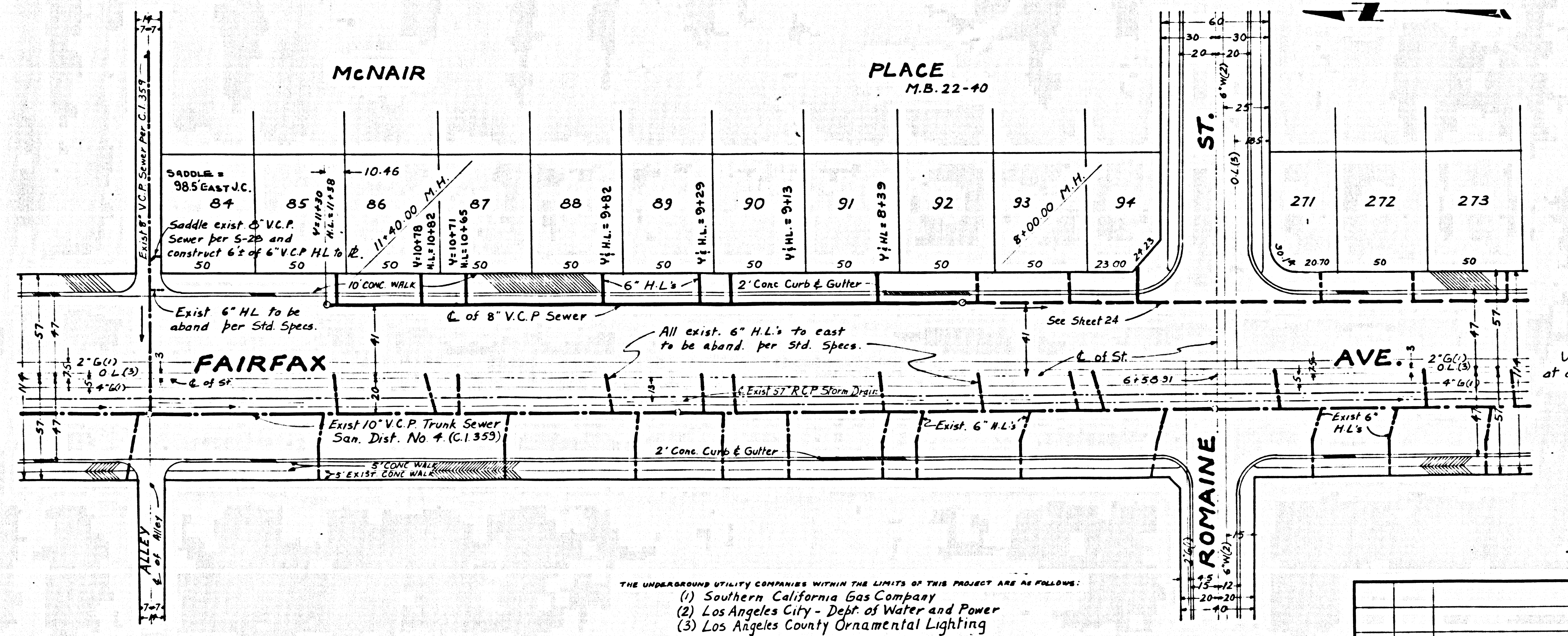


NO CHARGE
FOR CONNECTION

Reconnect only those House Laterals which are
in service at the time of sewer construction. Reconnect per detail below
House Laterals to be constructed with 1/4" rise per foot to 10, except as noted at one

41315

NOTE:
CUT LATERALS SHALL BE SEALED IN ACCORDANCE
WITH REQUIREMENTS AS OUTLINED IN
PARAGRAPH 306-3.1 OF STANDARD SPECIFICATIONS.



TYPICAL DETAIL
HOUSE LATERAL RECONSTRUCTION
No Scale

THE UNDERGROUND UTILITY COMPANIES WITHIN THE LIMITS OF THIS PROJECT ARE AS FOLLOWS:
(1) Southern California Gas Company
(2) Los Angeles City - Dept. of Water and Power
(3) Los Angeles County Ornamental Lighting

LOS ANGELES COUNTY ROAD DEPARTMENT	
HIGHWAY DIVISION	JOB NAME LIMITS
DATE BY	JOB NO.
REVISIONS	SCALE HORIZ. 1" = 40' VERT. 1" = 4'
SHEET 25 OF	SHTS.
DWG. NO.	