B.M. # BY 7557 ELEV. 922.787

L & Screw N.E. Corner Catch Basin on S.W. Corner Mulholland Dr. & Calabasas Rd 70 Ft. S. & 20 Ft. W. & Inf. M.K.O. (B.M.)

MALIBU QUAD. 1965

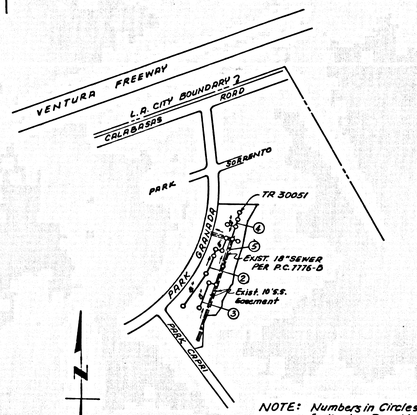

NOTE: Numbers in Circles Indicate Page Numbers

INDEX MAP
P.C. 8698
TRACT 30051
SCALE 1"=600'

THE FOLLOWING COUNTY ENGINEER STANDARD PLANS APPLY TO THIS PROJECT

LEGEND	S-1
MINIMUM PUBLIC SAFETY REQUIREMENTS	S-2
BRICK MANHOLE	S-3
NONREINFORCED PRECAST CONCRETE MANHOLE	S-36
~~MANHOLE FRAME AND COVER~~	~~S-35~~
MANHOLE STEP	S-17
WYE OR TEE SUPPORT	S-26
ALLOWABLE TRENCH WIDTHS	S-33
CRADLING & ENCASEMENT	S-21

"FULL COMPLIANCE WITH SECTION 306-1.9.3 OF THE SPECIAL PROVISIONS WILL BE REQUIRED FOR BACKFILL IN STREETS. CERTIFICATION OF BACKFILL COMPACTION AND SAND EQUIVALENTS BY A QUALIFIED, REGISTERED TESTING LABORATORY SHALL BE PROVIDED BY THE PERMITTEE PRIOR TO THE ISSUANCE OF A CERTIFICATE OF PARTIAL ACCEPTANCE."

DOUBLE SCALE
CALABASAS BLDG. DIST. NO. 9.1

NOTES:

1. PROVIDE STAKES ON THE PROPERTY LINE OR PROPERTY LINES PRODUCED AT RIGHT ANGLES TO THE SEWER LINE AT THE CENTER LINE OF EACH MANHOLE.
2. NO REPRESENTATIVE OF THE COUNTY ENGINEER WILL SURVEY OR LAY OUT ANY PORTION OF THE WORK.
3. THE PRIVATE ENGINEER SHALL FURNISH THE COUNTY ENGINEER WITH GRADE SHEETS AND STATIONING FOR ALL HOUSE LATERALS AND "T" BRANCHES AND SHALL PROVIDE STAKES FOR THEM AT THEIR PROPER LOCATIONS WITH STATIONING PLAINLY MARKED. ALL HOUSE LATERALS SHALL BE CONSTRUCTED IN A STRAIGHT ALIGNMENT AT RIGHT ANGLES FROM THE MAIN LINE SEWER EXCEPT AS SHOWN ON THE PLANS. HOUSE LATERALS FROM CHIMNEYS SHALL NOT HAVE AN ANGLE OF LESS THAN 45° WITH THE MAIN LINE SEWER. ANY CHANGE IN ALIGNMENT SHALL BE REQUESTED IN WRITING BY THE PRIVATE ENGINEER.
4. THE PRIVATE ENGINEER SHALL FURNISH THE HOUSE LATERAL DEPTH AT THE PROPERTY LINE BELOW THE TOP OF CURB ELEVATION FOR EACH HOUSE LATERAL ON THE GRADE SHEET.
5. NO DEVIATIONS SHALL BE MADE IN THESE PLANS WITHOUT THE APPROVAL OF THE COUNTY ENGINEER.
6. THE CONTRACTOR SHALL NOTIFY THE CONSTRUCTION DIVISION BY TELEPHONE, MADISON 9-6141, EXT. 81551, AT LEAST TWENTY-FOUR HOURS BEFORE STARTING ANY WORK UNDER THIS CONTRACT.
7. MANHOLES SHALL BE BRICK SEWER STRUCTURES PER S-3 OR PRECAST CONCRETE MANHOLES PER S-36 EXCEPT AS SHOWN.
8. USE STANDARD MANHOLE FRAMES AND COVERS, ~~S-35~~ EXCEPT AS NOTED.
9. MANHOLE TOPS IN UNIMPROVED RIGHTS-OF-WAY TO BE SIX INCHES ABOVE FINISHED GRADE.
10. USE EXTRA STRENGTH PIPE. ALL PIPE IS STANDARD DEPTH EXCEPT AS NOTED.
11. USE MECHANICAL COMPRESSION JOINTS FOR ALL V.C.P. JOINTS PER SPEC'S., SECS. 36, 48 & 49.
12. IF A POWER POLE IS WITHIN THREE FEET OF THE SEWER, THE SEWER SHALL BE ENCASED, PER S-23, CASE II, TWO FEET ON EACH SIDE FROM THE POINT OF INTERFERENCE.
13. IF DURING THE COURSE OF CONSTRUCTION IT IS DETERMINED THAT THERE IS LESS THAN FOUR FEET OF COVER OVER THE TOP OF A MAIN LINE OR HOUSE LATERAL V.C.P. SEWER WHICH IS NOT INDICATED ON THE PLANS, THE PIPE SHALL BE ENCASED PER S-23, UNLESS OTHERWISE APPROVED BY THE COUNTY ENGINEER.
14. HOUSE LATERALS TO BE CONSTRUCTED WITH INVERTS AT PROPERTY LINE 6 FEET BELOW CURB GRADE EXCEPT AS NOTED.
15. RESURFACE ALL TRENCHES WITHIN PAVED AREAS TO MEET L.A. COUNTY ROAD DEPT. OR CALIFORNIA STATE HIGHWAY REQUIREMENTS IN ACCORDANCE WITH PERMITS.
16. SEWERS TO BE AIR PRESSURE TESTED FOR LEAKAGE PER SECTION 306-2.3-7C OF THE STD. SPECIFICATIONS FOR PUBLIC WORKS CONSTRUCTION.
17. REFER TO SECTION 7-10.4.1 OF THE STANDARD SPECIFICATIONS REGARDING SAFETY ORDERS.
18. WYE OR TEE BRANCHES MAY BE USED FOR CONNECTIONS TO MAINLINE SEWERS EXCEPT AS NOTED.
19. VITRIFIED CLAY PIPES JOINTS SHALL BE TYPE "D" OR "E" PER STANDARD SPEC. 208.2.
20. ALL JOINTS BETWEEN CAST IRON PIPE & VITRIFIED CLAY PIPE SHALL BE MADE WITH A RUBBER SLEEVE JOINT TYPE "C" OR "D" (WITH BUSHING IF NECESSARY) PER STANDARD SPEC. SEC. 208.2.

COLLECT CHARGES AS INDICATED

NOTICE TO CONTRACTOR

The existence and location of any underground utility pipes or structures shown on these plans are obtained by a search of the available records. To the best of my knowledge there are no existing utilities except as shown on these plans. The contractor is required to take due precautionary measures to protect the utility lines shown and any other lines not of record or not shown on these plans.

Richard J. Hart
R.C.E. 19118

PROFILE ALIGNMENT AND GRADE OF P.C. 8698

SANITARY SEWERS PAGE 1

TO BE CONSTRUCTED IN

TRACT NO. 30051

PRIVATE CONTRACT NO. 8698

W.S. 60

3 SHEETS; 5 PAGES

SCALE: VERT. 1"=8' HORIZ. 1"=40' DECEMBER, 1971

43306

PREPARED IN THE OFFICES OF
V.T.N. LOS ANGELES
5919 VAN NUYS BLVD. VAN NUYS, CALIF.

By: Richard J. Hart
REG. C. E. NO. 10218

FOR LEGEND SEE PLAN NO. S-1

NOTE:

GRADES TO WHICH THIS IMPROVEMENT IS TO BE CONSTRUCTED ARE SHOWN ON PLANS AND PROFILES. GRADE POINTS FOR TOP OF CURBS, CENTER LINE OF STREETS, OR CENTER LINE OF ALLEYS ARE SHOWN BY CIRCLES ON PROFILES. AT ALL POINTS BETWEEN DESIGNATED POINTS THE GRADE SHALL BE ESTABLISHED SO AS TO CONFORM TO A STRAIGHT LINE DRAWN BETWEEN SAID DESIGNATED POINTS.
ELEVATIONS ARE IN FEET ABOVE U.S.C. & G.S. SEA LEVEL DATUM OF 1929.
THIS DRAWING AND THE DATA HEREON ARE HEREBY MADE A PART OF THE SPECIFICATIONS.
WORK SHALL BE CONSTRUCTED ACCORDING TO STANDARD SPECIFICATIONS DATED APRIL 1, 1958, ON FILE IN THE OFFICE OF THE COUNTY ENGINEER AND SHALL BE PROSECUTED ONLY IN THE PRESENCE OF THE COUNTY ENGINEER.
BEFORE WORK CAN BE STARTED, THE CONTRACTOR MUST OBTAIN A PERMIT TO EXCAVATE IN COUNTY STREETS FROM THE L.A. COUNTY ROAD DEPT., DISTRICT OFFICE NO. ..... AND PAY A FEE TO THE COUNTY ENGINEER. ~~BUILDING AND SAFETY DIVISION, 900 SOUTH FIGUEROA STREET, LOS ANGELES, CALIFORNIA~~ MALIBU ..... REGIONAL OFFICE, SUFFICIENT TO COVER THE COST OF CONSTRUCTION INSPECTION AND RECORD PLANS.
APPROVAL OF THIS PLAN BY THE COUNTY OF LOS ANGELES DOES NOT CONSTITUTE A REPRESENTATION AS TO THE ACCURACY OF THE LOCATION OF OR THE EXISTENCE OR NON-EXISTENCE OF ANY UNDERGROUND UTILITY PIPE, OR STRUCTURE WITHIN THE LIMITS OF THIS PROJECT. THIS NOTE APPLIES TO ALL PAGES.
IF WORK IS TO BE DONE IN A STATE HIGHWAY, A PERMIT MUST BE OBTAINED FROM THE STATE OF CALIFORNIA, DIVISION OF HIGHWAYS, 120 SOUTH SPRING STREET, LOS ANGELES, CALIFORNIA.

COUNTY OF LOS ANGELES, CALIFORNIA
HARVEY T. BRANDT COUNTY ENGINEER LAS VIRGENES MUNICIPAL WATER DISTRICT

APPROVED BY: Leon H. Nicklen REGIONAL ENGINEER

APPROVED BY: John Stokes DATE 2/7/71 GENERAL MGR.-CHIEF ENGINEER

SUBMITTED BY: STATE OF CALIFORNIA

CHECKED BY: Hans J. Gruner REG. C.E. NO. 17722

J.N. 0250.02

P.C. 8698 PAGE 2

NO L.A. COUNTY CONNECTION CHARGES

DOUBLE SCALE

SEE L.V.M.W.D. FOR CONNECTION CHARGES

43307

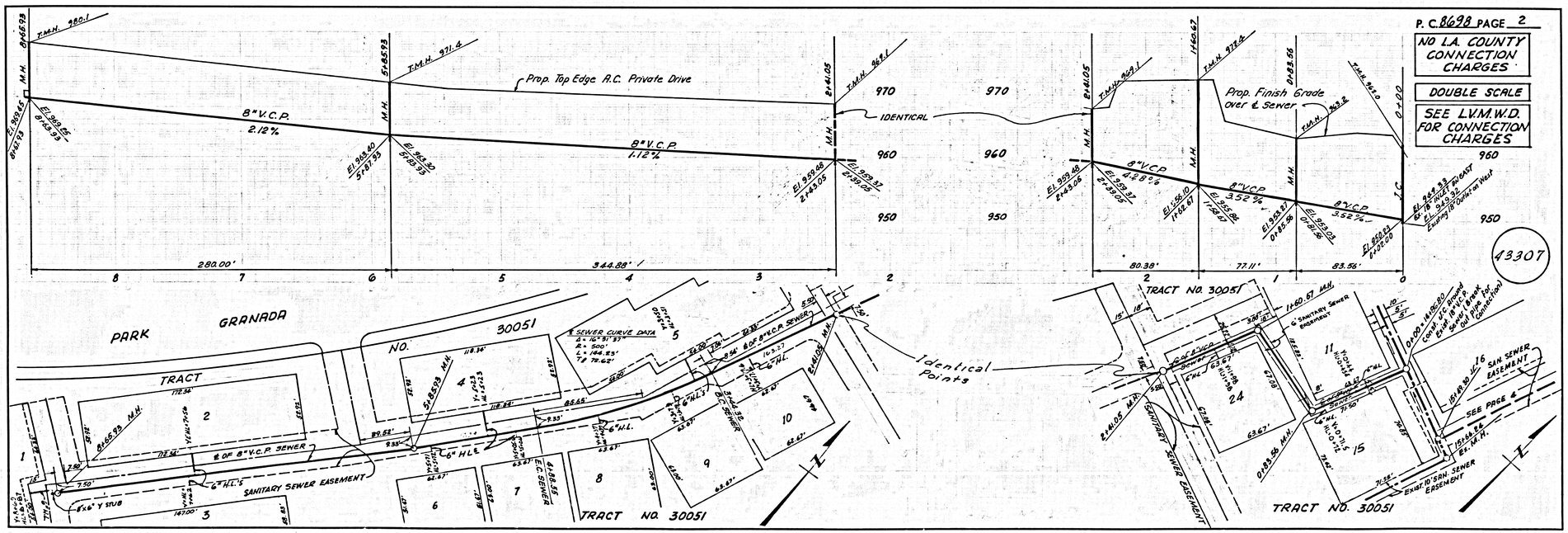

L.A. COUNTY SEWER SHEET NO. 1

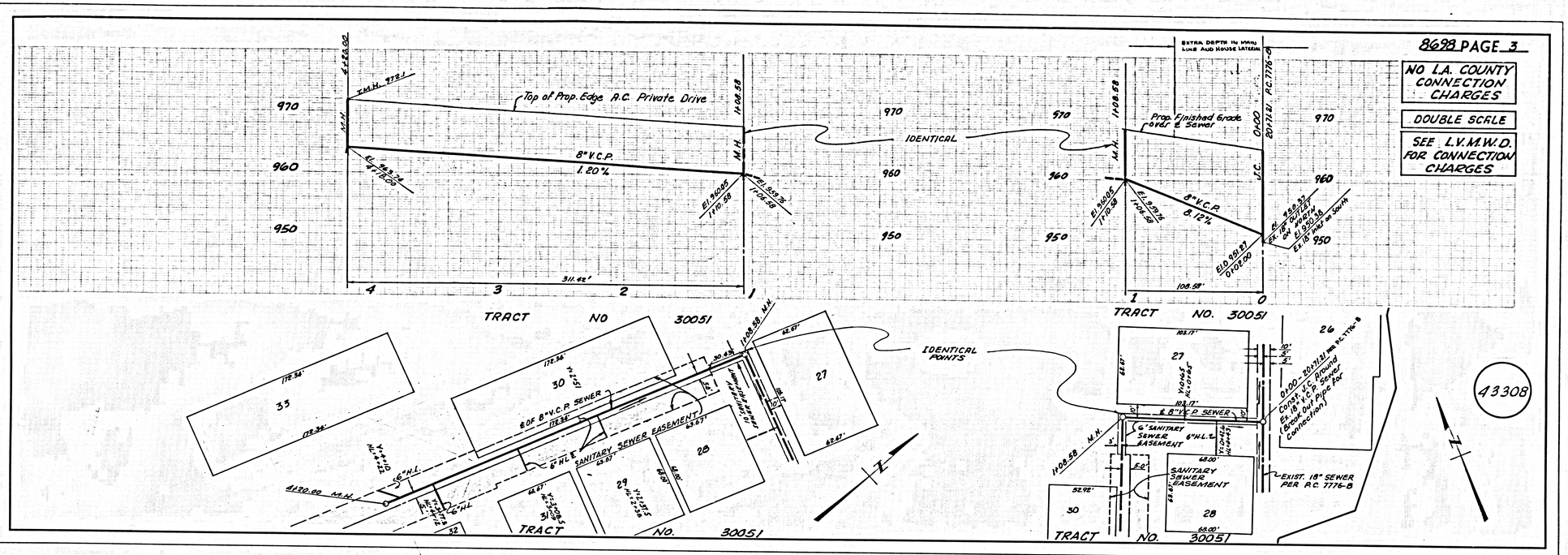

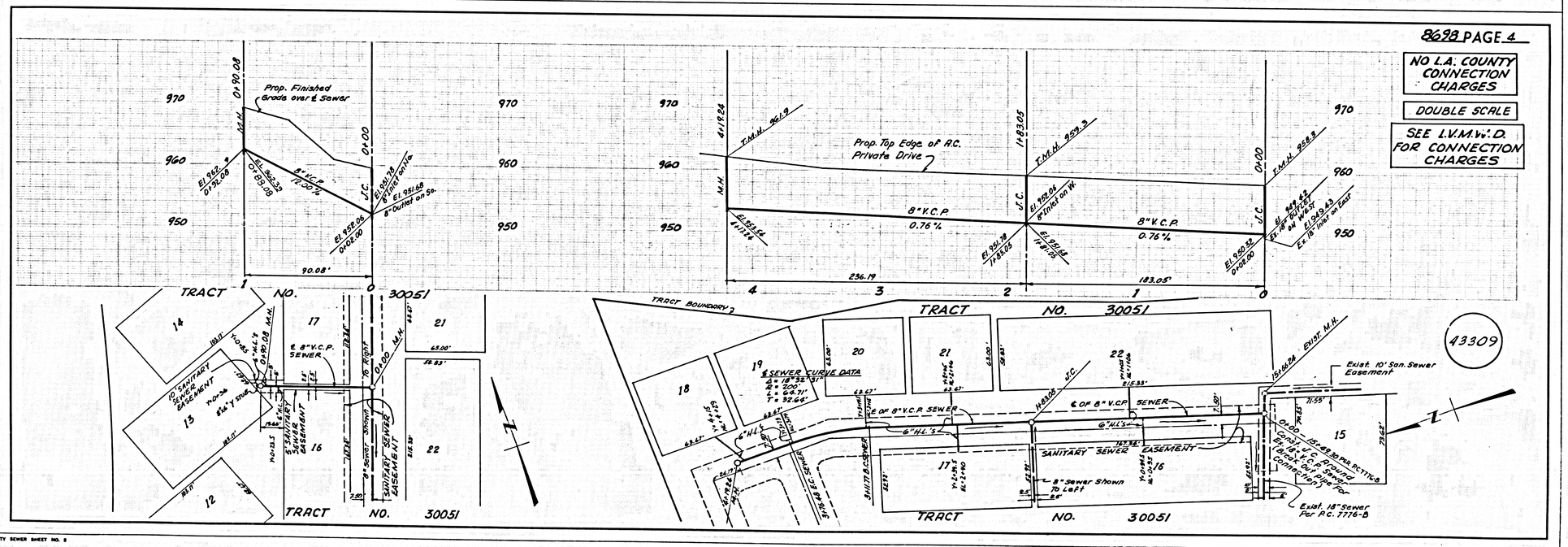

L.A. COUNTY SEWER SHEET NO. 2

NO L.A. COUNTY CONNECTION CHARGES

DOUBLE SCALE

SEE L.V.M.W.D. FOR CONNECTION CHARGES

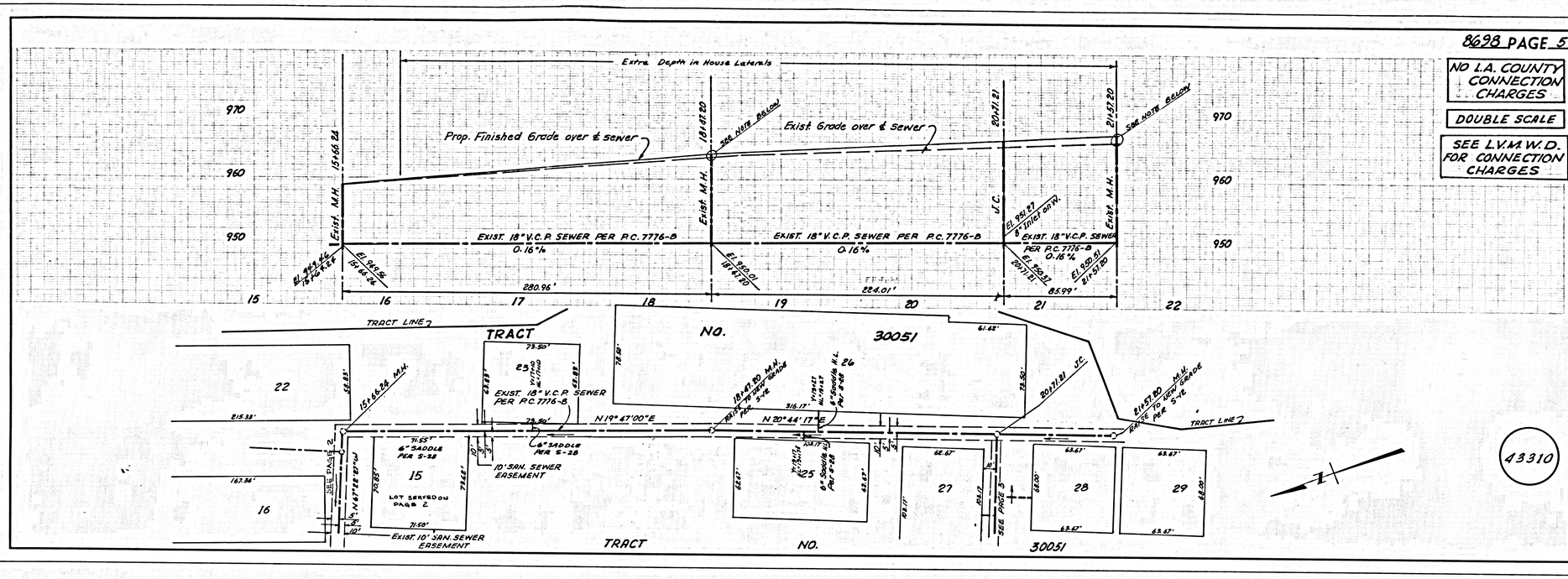

43310

PAGE