

SANITARY SEWERS FOR ANTELOPE VALLEY HOSPITAL PRIVATE CONTRACT NO. 9041 WS 71

BENCH MARK: LA. CO. SURVEY, CANTON, B.M. NO. 251, R.L.B.M. HAS 40' 00" B.S.M. 2' S. ON AVE. J @ 15TH ST. W. LANCASTER, (1922) ELEV. 2351.094

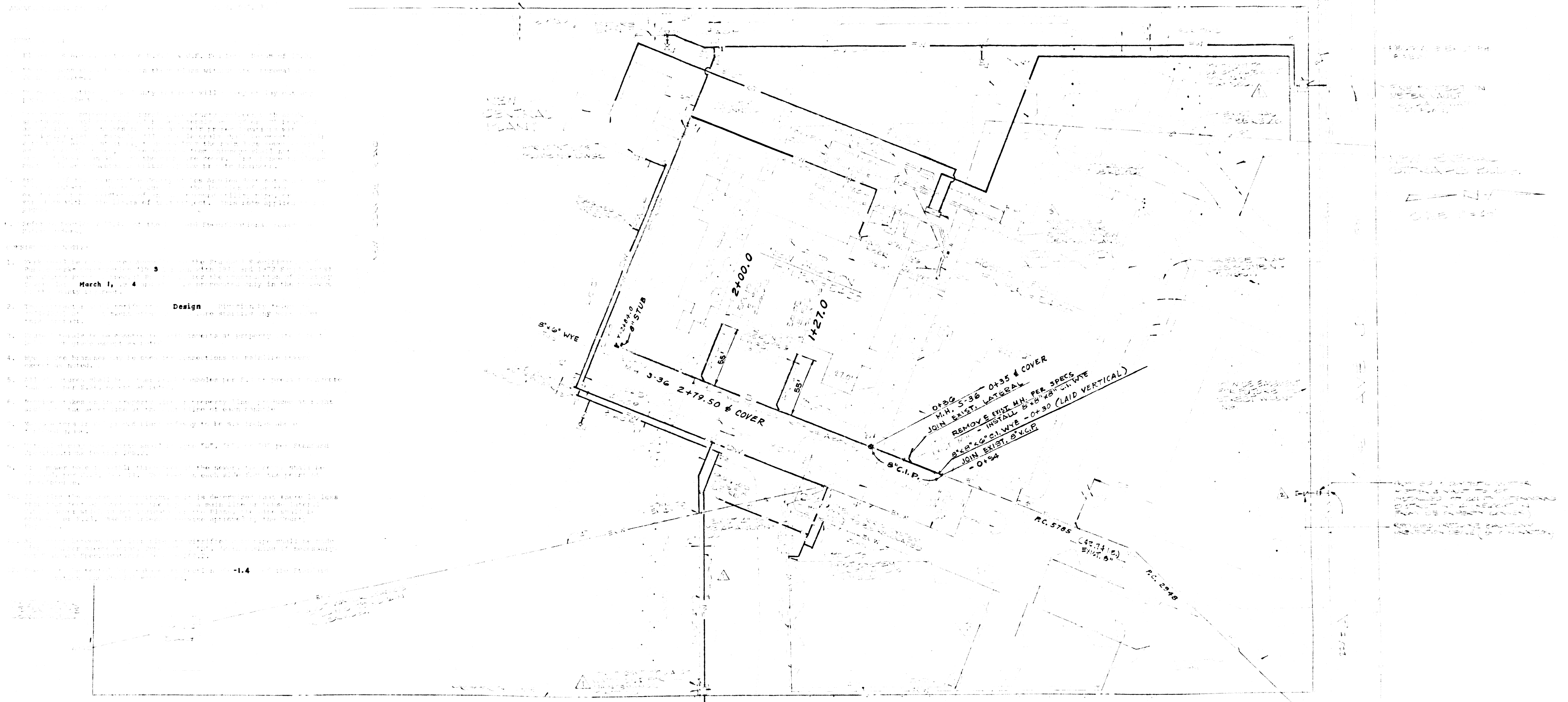
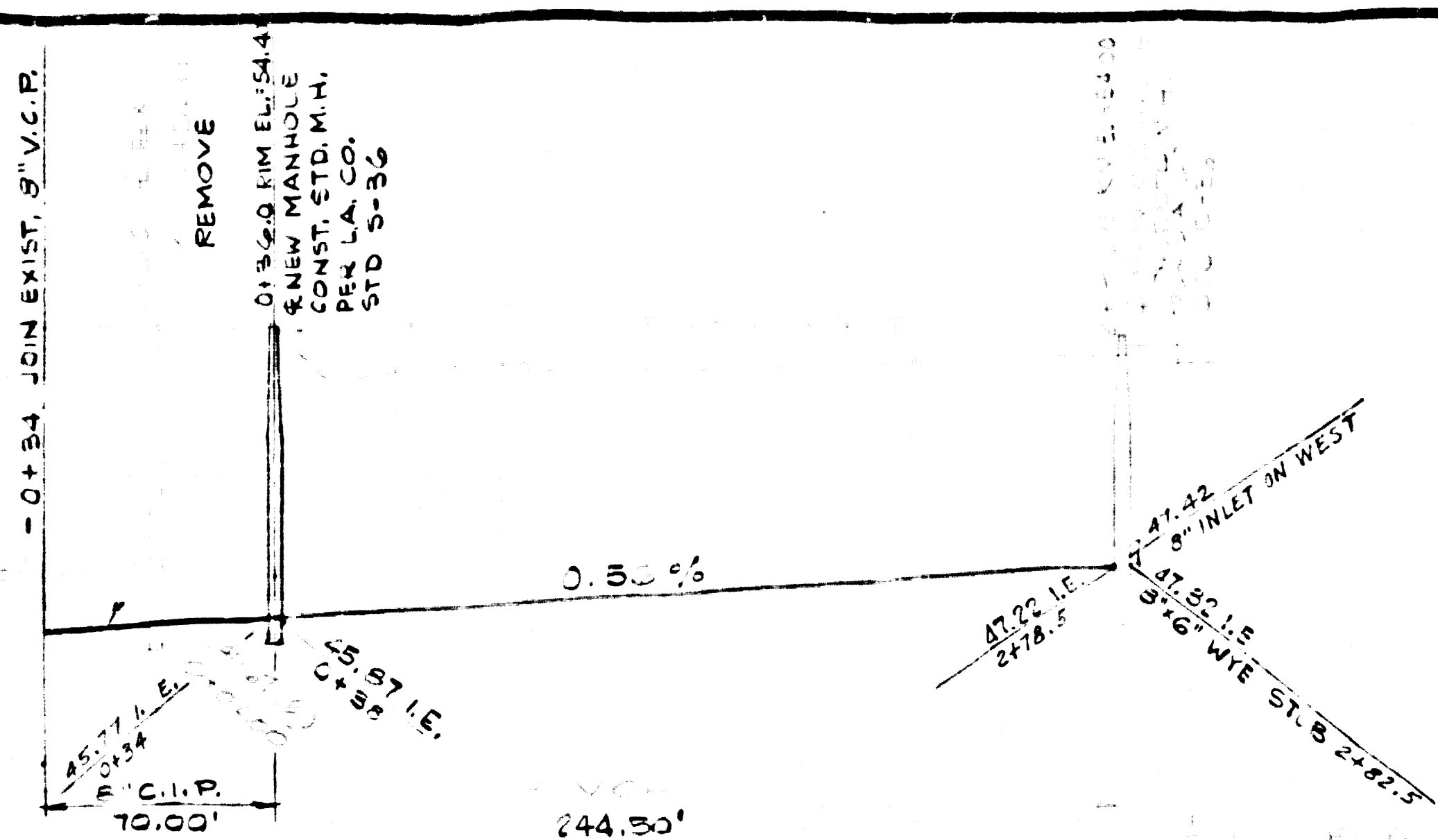
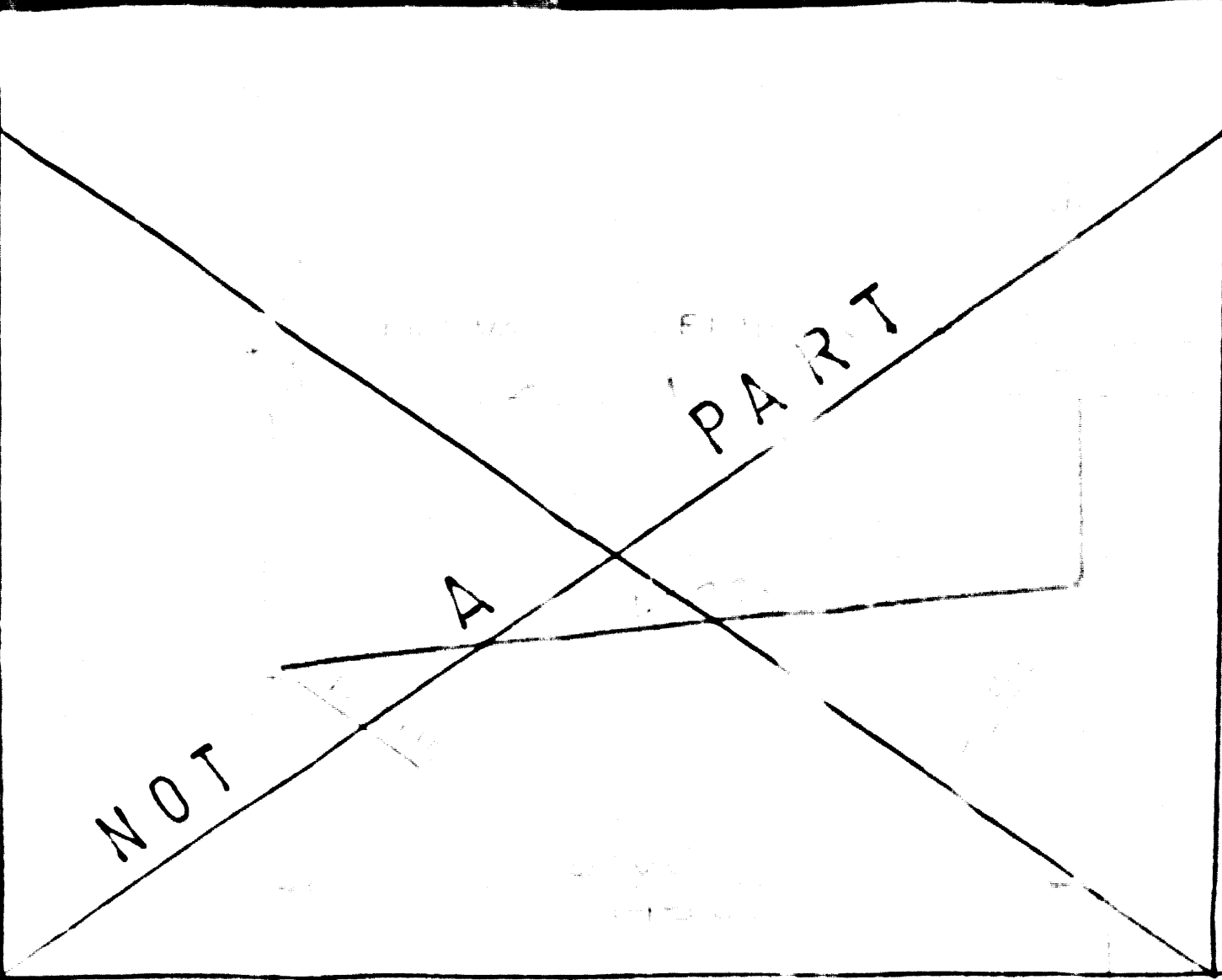
NO CONNECTION FOR THE REMOVAL OF INDUSTRIAL WASTES SHALL BE MADE TO ANY SEWER OR TO ANY CONDUIT OR TO A FEEDER FOR INDUSTRIAL WASTES UNLESS THE SEWER IS ISSUED BY THE SANITATION DISTRICT FOR SAID CONNECTION.

CONVEYANCE OF INDUSTRIAL WASTES TO ANY SEWER OR TO ANY CONDUIT OR TO A FEEDER FOR INDUSTRIAL WASTES SHALL BE MADE AT THE DISCRETION OF THE SANITATION DISTRICT.

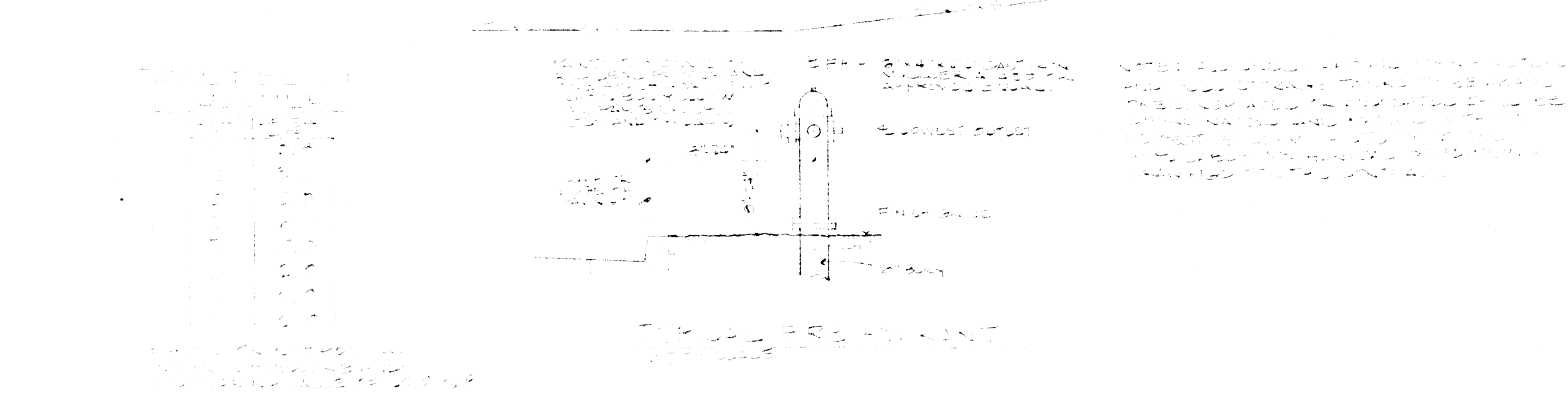
Manhole

REVISION: APRIL 19, 1974
 PROVIDED CAST IRON PIPES UNDER BUILDING 5245 & CO. ST. NEW MANHOLE SOUTH OF BUILDING
 APPROVED: *R. L. Kopsky* 4/18/74
 ENGINEER (E.E. NO. 16742)

John Wilburson 4/1/74
R. L. Kopsky 4/1/74
 16742



GENERAL NOTES (CONT.)
 7. Prior to the issuance of a Sewer Construction Permit by the County Engineer, the Contractor shall obtain a permit to excavate from the State of California Division of Industrial Safety.



SYMBOL	DESCRIPTION	SYMBOL	DESCRIPTION
—	8" DIA. WYE	—	CAST IRON PIPE
—	12" DIA. WYE	—	CAST IRON MANHOLE
—	18" DIA. WYE	—	CAST IRON COVER
—	24" DIA. WYE	—	CAST IRON RINGS
—	30" DIA. WYE	—	CAST IRON FITTINGS
—	36" DIA. WYE	—	CAST IRON JOINTS
—	42" DIA. WYE	—	CAST IRON VALVES
—	48" DIA. WYE	—	CAST IRON TEES
—	54" DIA. WYE	—	CAST IRON ELBOWS
—	60" DIA. WYE	—	CAST IRON SHORTS
—	66" DIA. WYE	—	CAST IRON LONGS
—	72" DIA. WYE	—	CAST IRON STUBS
—	78" DIA. WYE	—	CAST IRON BRANCHES
—	84" DIA. WYE	—	CAST IRON RISERS
—	90" DIA. WYE	—	CAST IRON DROPPERS
—	96" DIA. WYE	—	CAST IRON CLEANOUTS
—	102" DIA. WYE	—	CAST IRON CLEANERS
—	108" DIA. WYE	—	CAST IRON CLEANERS
—	114" DIA. WYE	—	CAST IRON CLEANERS
—	120" DIA. WYE	—	CAST IRON CLEANERS
—	126" DIA. WYE	—	CAST IRON CLEANERS
—	132" DIA. WYE	—	CAST IRON CLEANERS
—	138" DIA. WYE	—	CAST IRON CLEANERS
—	144" DIA. WYE	—	CAST IRON CLEANERS
—	150" DIA. WYE	—	CAST IRON CLEANERS
—	156" DIA. WYE	—	CAST IRON CLEANERS
—	162" DIA. WYE	—	CAST IRON CLEANERS
—	168" DIA. WYE	—	CAST IRON CLEANERS
—	174" DIA. WYE	—	CAST IRON CLEANERS
—	180" DIA. WYE	—	CAST IRON CLEANERS
—	186" DIA. WYE	—	CAST IRON CLEANERS
—	192" DIA. WYE	—	CAST IRON CLEANERS
—	198" DIA. WYE	—	CAST IRON CLEANERS
—	204" DIA. WYE	—	CAST IRON CLEANERS
—	210" DIA. WYE	—	CAST IRON CLEANERS
—	216" DIA. WYE	—	CAST IRON CLEANERS
—	222" DIA. WYE	—	CAST IRON CLEANERS
—	228" DIA. WYE	—	CAST IRON CLEANERS
—	234" DIA. WYE	—	CAST IRON CLEANERS
—	240" DIA. WYE	—	CAST IRON CLEANERS
—	246" DIA. WYE	—	CAST IRON CLEANERS
—	252" DIA. WYE	—	CAST IRON CLEANERS
—	258" DIA. WYE	—	CAST IRON CLEANERS
—	264" DIA. WYE	—	CAST IRON CLEANERS
—	270" DIA. WYE	—	CAST IRON CLEANERS
—	276" DIA. WYE	—	CAST IRON CLEANERS
—	282" DIA. WYE	—	CAST IRON CLEANERS
—	288" DIA. WYE	—	CAST IRON CLEANERS
—	294" DIA. WYE	—	CAST IRON CLEANERS
—	300" DIA. WYE	—	CAST IRON CLEANERS
—	306" DIA. WYE	—	CAST IRON CLEANERS
—	312" DIA. WYE	—	CAST IRON CLEANERS
—	318" DIA. WYE	—	CAST IRON CLEANERS
—	324" DIA. WYE	—	CAST IRON CLEANERS
—	330" DIA. WYE	—	CAST IRON CLEANERS
—	336" DIA. WYE	—	CAST IRON CLEANERS
—	342" DIA. WYE	—	CAST IRON CLEANERS
—	348" DIA. WYE	—	CAST IRON CLEANERS
—	354" DIA. WYE	—	CAST IRON CLEANERS
—	360" DIA. WYE	—	CAST IRON CLEANERS
—	366" DIA. WYE	—	CAST IRON CLEANERS
—	372" DIA. WYE	—	CAST IRON CLEANERS
—	378" DIA. WYE	—	CAST IRON CLEANERS
—	384" DIA. WYE	—	CAST IRON CLEANERS
—	390" DIA. WYE	—	CAST IRON CLEANERS
—	396" DIA. WYE	—	CAST IRON CLEANERS
—	402" DIA. WYE	—	CAST IRON CLEANERS
—	408" DIA. WYE	—	CAST IRON CLEANERS
—	414" DIA. WYE	—	CAST IRON CLEANERS
—	420" DIA. WYE	—	CAST IRON CLEANERS
—	426" DIA. WYE	—	CAST IRON CLEANERS
—	432" DIA. WYE	—	CAST IRON CLEANERS
—	438" DIA. WYE	—	CAST IRON CLEANERS
—	444" DIA. WYE	—	CAST IRON CLEANERS
—	450" DIA. WYE	—	CAST IRON CLEANERS
—	456" DIA. WYE	—	CAST IRON CLEANERS
—	462" DIA. WYE	—	CAST IRON CLEANERS
—	468" DIA. WYE	—	CAST IRON CLEANERS
—	474" DIA. WYE	—	CAST IRON CLEANERS
—	480" DIA. WYE	—	CAST IRON CLEANERS
—	486" DIA. WYE	—	CAST IRON CLEANERS
—	492" DIA. WYE	—	CAST IRON CLEANERS
—	498" DIA. WYE	—	CAST IRON CLEANERS
—	504" DIA. WYE	—	CAST IRON CLEANERS
—	510" DIA. WYE	—	CAST IRON CLEANERS
—	516" DIA. WYE	—	CAST IRON CLEANERS
—	522" DIA. WYE	—	CAST IRON CLEANERS
—	528" DIA. WYE	—	CAST IRON CLEANERS
—	534" DIA. WYE	—	CAST IRON CLEANERS
—	540" DIA. WYE	—	CAST IRON CLEANERS
—	546" DIA. WYE	—	CAST IRON CLEANERS
—	552" DIA. WYE	—	CAST IRON CLEANERS
—	558" DIA. WYE	—	CAST IRON CLEANERS
—	564" DIA. WYE	—	CAST IRON CLEANERS
—	570" DIA. WYE	—	CAST IRON CLEANERS
—	576" DIA. WYE	—	CAST IRON CLEANERS
—	582" DIA. WYE	—	CAST IRON CLEANERS
—	588" DIA. WYE	—	CAST IRON CLEANERS
—	594" DIA. WYE	—	CAST IRON CLEANERS
—	600" DIA. WYE	—	CAST IRON CLEANERS
—	606" DIA. WYE	—	CAST IRON CLEANERS
—	612" DIA. WYE	—	CAST IRON CLEANERS
—	618" DIA. WYE	—	CAST IRON CLEANERS
—	624" DIA. WYE	—	CAST IRON CLEANERS
—	630" DIA. WYE	—	CAST IRON CLEANERS
—	636" DIA. WYE	—	CAST IRON CLEANERS
—	642" DIA. WYE	—	CAST IRON CLEANERS
—	648" DIA. WYE	—	CAST IRON CLEANERS
—	654" DIA. WYE	—	CAST IRON CLEANERS
—	660" DIA. WYE	—	CAST IRON CLEANERS
—	666" DIA. WYE	—	CAST IRON CLEANERS
—	672" DIA. WYE	—	CAST IRON CLEANERS
—	678" DIA. WYE	—	CAST IRON CLEANERS
—	684" DIA. WYE	—	CAST IRON CLEANERS
—	690" DIA. WYE	—	CAST IRON CLEANERS
—	696" DIA. WYE	—	CAST IRON CLEANERS
—	702" DIA. WYE	—	CAST IRON CLEANERS
—	708" DIA. WYE	—	CAST IRON CLEANERS
—	714" DIA. WYE	—	CAST IRON CLEANERS
—	720" DIA. WYE	—	CAST IRON CLEANERS
—	726" DIA. WYE	—	CAST IRON CLEANERS
—	732" DIA. WYE	—	CAST IRON CLEANERS
—	738" DIA. WYE	—	CAST IRON CLEANERS
—	744" DIA. WYE	—	CAST IRON CLEANERS
—	750" DIA. WYE	—	CAST IRON CLEANERS
—	756" DIA. WYE	—	CAST IRON CLEANERS
—	762" DIA. WYE	—	CAST IRON CLEANERS
—	768" DIA. WYE	—	CAST IRON CLEANERS
—	774" DIA. WYE	—	CAST IRON CLEANERS
—	780" DIA. WYE	—	CAST IRON CLEANERS
—	786" DIA. WYE	—	CAST IRON CLEANERS
—	792" DIA. WYE	—	CAST IRON CLEANERS
—	798" DIA. WYE	—	CAST IRON CLEANERS
—	804" DIA. WYE	—	CAST IRON CLEANERS
—	810" DIA. WYE	—	CAST IRON CLEANERS
—	816" DIA. WYE	—	CAST IRON CLEANERS
—	822" DIA. WYE	—	CAST IRON CLEANERS
—	828" DIA. WYE	—	CAST IRON CLEANERS
—	834" DIA. WYE	—	CAST IRON CLEANERS
—	840" DIA. WYE	—	CAST IRON CLEANERS
—	846" DIA. WYE	—	CAST IRON CLEANERS
—	852" DIA. WYE	—	CAST IRON CLEANERS
—	858" DIA. WYE	—	CAST IRON CLEANERS
—	864" DIA. WYE	—	CAST IRON CLEANERS
—	870" DIA. WYE	—	CAST IRON CLEANERS
—	876" DIA. WYE	—	CAST IRON CLEANERS
—	882" DIA. WYE	—	CAST IRON CLEANERS
—	888" DIA. WYE	—	CAST IRON CLEANERS
—	894" DIA. WYE	—	CAST IRON CLEANERS
—	900" DIA. WYE	—	CAST IRON CLEANERS
—	906" DIA. WYE	—	CAST IRON CLEANERS
—	912" DIA. WYE	—	CAST IRON CLEANERS
—	918" DIA. WYE	—	CAST IRON CLEANERS
—	924" DIA. WYE	—	CAST IRON CLEANERS
—	930" DIA. WYE	—	CAST IRON CLEANERS
—	936" DIA. WYE	—	CAST IRON CLEANERS
—	942" DIA. WYE	—	CAST IRON CLEANERS
—	948" DIA. WYE	—	CAST IRON CLEANERS
—	954" DIA. WYE	—	CAST IRON CLEANERS
—	960" DIA. WYE	—	CAST IRON CLEANERS
—	966" DIA. WYE	—	CAST IRON CLEANERS
—	972" DIA. WYE	—	CAST IRON CLEANERS
—	978" DIA. WYE	—	CAST IRON CLEANERS
—	984" DIA. WYE	—	CAST IRON CLEANERS
—	990" DIA. WYE	—	CAST IRON CLEANERS
—	996" DIA. WYE	—	CAST IRON CLEANERS
—	1002" DIA. WYE	—	CAST IRON CLEANERS

WILLIAM L. FERREIRA ASSOCIATES
 PLANNERS-ARCHITECTS-ENGINEERS

ADDITIONS & ALTERATIONS
 TO
 ANTELOPE VALLEY HOSPITAL
 MEDICAL CENTER

SITE UTILITIES PLAN
 SANITARY SEWERS
 1 = 40

44584

C-6.