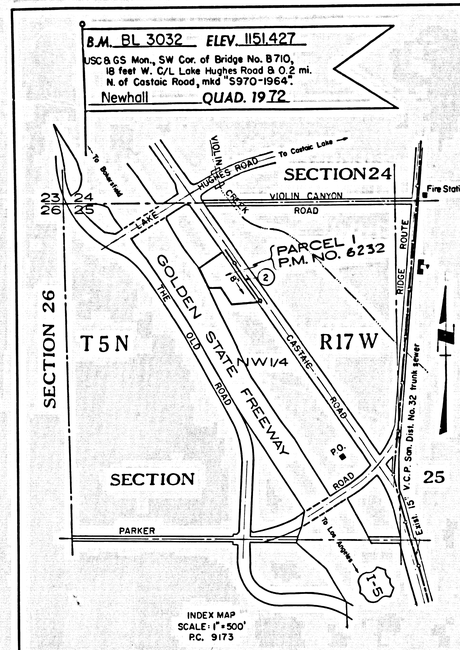

CONTRACTOR SHALL NOTIFY SOUTHERN CALIF. GAS CO. AT LEAST 24 HOURS PRIOR TO EXCAVATION IN VICINITY OF 34" GAS LINE.

ISSUE NO PERMITS UNTIL OUTLET IS PROVIDED & ACCEPTED

GENERAL NOTES:

1. ELEVATIONS ARE IN FEET ABOVE U.S.C. & G.S. SEA LEVEL DATUM OF 1929.
2. NO REVISIONS SHALL BE MADE IN THESE PLANS WITHOUT THE APPROVAL OF THE COUNTY ENGINEER.
3. NO REPRESENTATIVE OF THE COUNTY ENGINEER WILL SURVEY OR LAY OUT ANY PORTION OF THE WORK.
4. GRADES TO WHICH THIS IMPROVEMENT IS TO BE CONSTRUCTED ARE SHOWN ON PLANS AND PROFILES. GRADE POINTS FOR TOP OF CURB, CENTER LINE OF STREETS, OR CENTER LINE OF ALLEYS ARE SHOWN BY CIRCLES ON PROFILES. AT ALL POINTS BETWEEN DESIGNATED POINTS THE GRADE SHALL BE ESTABLISHED SO AS TO CONFORM TO A STRAIGHT LINE DRAWN BETWEEN SAID DESIGNATED POINTS.
5. THE PRIVATE ENGINEER SHALL FURNISH THE COUNTY ENGINEER WITH GRADE SHEETS AND STATIONING FOR ALL HOUSE LATERALS AND "Y" OR "T" BRANCHES AND SHALL PROVIDE STAKES FOR THEM AT THEIR PROPER LOCATIONS WITH STATIONING PLAINLY MARKED. ALL HOUSE LATERALS SHALL BE CONSTRUCTED ON A STRAIGHT ALIGNMENT AT RIGHT ANGLES FROM THE MAIN LINE SEWER EXCEPT AS SHOWN ON THE PLANS. HOUSE LATERALS FROM CYMINETS SHALL NOT HAVE AN ANGLE OF LESS THAN 45° WITH THE MAIN LINE SEWER. ANY CHANGE IN ALIGNMENT SHALL BE REQUESTED IN WRITING BY THE PRIVATE ENGINEER.
6. THE PRIVATE ENGINEER SHALL FURNISH THE HOUSE LATERAL DEPTH AT THE PROPERTY LINE BELOW THE TOP OF CURB ELEVATION FOR EACH HOUSE LATERAL ON THE GRADE SHEET.
7. BEFORE WORK CAN BE STARTED, THE CONTRACTOR MUST OBTAIN A PERMIT TO EXCAVATE IN COUNTY STREETS FROM THE L.A. COUNTY ROAD DEPT., DISTRICT OFFICE NO. 5 ____ AND PAY A FEE TO THE COUNTY ENGINEER, ROOM 1014, 108 W. 2nd St. L.A., or SANTA CLARITA VALLEY REGIONAL OFFICE, TO COVER THE COST OF CONSTRUCTION INSPECTION AND RECORD PLANS.
8. IF WORK IS TO BE DONE IN A STATE HIGHWAY, A PERMIT MUST BE OBTAINED FROM THE STATE OF CALIFORNIA, DIVISION OF HIGHWAYS, 120 SOUTH SPRING STREET, LOS ANGELES, CALIFORNIA.
9. APPROVAL OF THIS PLAN BY THE COUNTY OF LOS ANGELES DOES NOT CONSTITUTE A REPRESENTATION AS TO THE ACCURACY OF THE LOCATION OF OR THE EXISTENCE OR NON-EXISTENCE OF ANY UNDERGROUND UTILITY PIPE, OR STRUCTURE WITHIN THE LIMITS OF THIS PROJECT. THIS NOTE APPLIES TO ALL PAGES.
10. REFER TO SECTION 7-10.4.1 OF THE STANDARD SPECIFICATIONS, REGARDING SAFETY ORDERS.
11. "PRIOR TO THE ISSUANCE OF THE REQUIRED SEWER CONSTRUCTION PERMIT BY THE COUNTY ENGINEER, THE CONTRACTOR SHALL OBTAIN A PERMIT TO EXCAVATE FROM THE STATE OF CALIFORNIA, DIVISION OF INDUSTRIAL SAFETY."

CONSTRUCTION NOTES:

1. WORK SHALL BE CONSTRUCTED ACCORDING TO THE STANDARD SPECIFICATIONS FOR PUBLIC WORKS CONSTRUCTION (1973 EDITION WITH 1974 SUPPLEMENT) AND COUNTY ENGINEER SPECIAL PROVISIONS FOR THE CONSTRUCTION OF SANITARY SEWERS DATED MARCH 1, 1974 AND SHALL BE PROSECUTED ONLY IN THE PRESENCE OF THE COUNTY ENGINEER.
2. THE CONTRACTOR SHALL NOTIFY THE DESIGN DIVISION BY TELEPHONE, 213-974-7283, AT LEAST TWENTY-FOUR HOURS BEFORE STARTING ANY WORK UNDER THIS CONTRACT.
3. HOUSE LATERALS TO BE CONSTRUCTED WITH INVERTS AT PROPERTY LINE 6 FEET BELOW CURB GRADE EXCEPT AS NOTED.
4. WYE OR TEE BRANCHES MAY BE USED FOR CONNECTIONS TO MAINLINE SEWERS EXCEPT AS NOTED.
5. ALL STRUCTURES SHALL BE EITHER BRICK MANHOLES PER S-3 OR PRECAST CONCRETE MANHOLES PER S-36, EXCEPT AS NOTED.
6. PROVIDE STAKES ON THE PROPERTY LINE OR PROPERTY LINES PRODUCED AT RIGHT ANGLES TO THE SEWER LINE AT THE CENTER LINE OF EACH MANHOLE.
7. MANHOLE TOPS IN: IMPROVED RIGHTS OF WAY TO BE LEVEL WITH FINISHED GRADE.
8. VITRIFIED CLAY PIPE JOINTS SHALL BE TYPE "B", "F", OR "G" PER STANDARD SPECIFICATIONS SECTION 308-2.
9. IF A POWER POLE IS WITHIN THREE FEET OF THE SEWER, THE SEWER SHALL BE ENCASED, PER S-22, CASE II, TWO FEET ON EACH SIDE FROM THE POINT OF INTERFERENCE.
10. IF DURING THE COURSE OF CONSTRUCTION IT IS DETERMINED THAT THERE IS LESS THAN FOUR FEET OF COVER OVER THE TOP OF A MAIN LINE OR HOUSE LATERAL V.C.P. SEWER WHICH IS NOT INDICATED ON THE PLANS, THE PIPE SHALL BE ENCASED PER S-22, CASE II UNLESS OTHERWISE APPROVED BY THE COUNTY ENGINEER.
11. ALL JOINTS BETWEEN CAST IRON PIPE AND VITRIFIED CLAY PIPE SHALL BE MADE WITH A RUBBER SLEEVE JOINT, TYPE "C" OR "B", (WITH BUSHING IF NECESSARY) PER STANDARD SPECIFICATIONS, SECTION 308-2.
12. SEWERS TO BE TESTED FOR LEAKAGE PER SECTION 306-1.6 OF THE STANDARD SPECIFICATIONS AND SPECIAL PROVISIONS.
13. RESURFACE ALL TRENCHES WITHIN PAVED AREAS TO MEET L.A. COUNTY ROAD DEPT. OR CALIFORNIA STATE HIGHWAY REQUIREMENTS IN ACCORDANCE WITH PERMITS.
14. FULL COMPLIANCE WITH SECTION 306-1.9.3 OF THE SPECIAL PROVISIONS WILL BE REQUIRED FOR BACKFILL IN STREETS. CERTIFICATION OF BACKFILL COMPACTION AND SAND EQUIVALENTS BY A QUALIFIED, REGISTERED TESTING LABORATORY SHALL BE PROVIDED BY THE PERMITTEE PRIOR TO THE ISSUANCE OF A CERTIFICATE OF PARTIAL ACCEPTANCE.

PROFILE, ALIGNMENT AND GRADE OF

SANITARY SEWERS

PAGE 1

CONSTRUCTED FOR

PARCEL MAP No. 6232

PRIVATE CONTRACT NO. 9173

INDEX 291 5 097
W.S. 77

1 SHEET, 2 PAGES

SCALE: VERT. 1"=4' HORZ. 1"=40' JUNE, 1975

PREPARED IN THE OFFICES OF
FOOTHILL ENGINEERING
705 C E. MAIN STREET
SANTA PAULA, CALIF. 93060

BY: Elbert J. Gates
REG. C. E. No. 6614

THE FOLLOWING LATEST REVISED STANDARD PLANS ON FILE IN THE OFFICE OF THE COUNTY ENGINEER SHALL APPLY IN THE CONSTRUCTION OF THIS PROJECT.

LEGEND	S-1
MINIMUM PUBLIC SAFETY REQUIREMENTS	S-2
BRICK MANHOLE	S-3
STANDARD MANHOLE STEP	S-17
BEDDING FOR SEWER PIPE	S-21
CRADLING AND ENCASEMENT	S-22
WYE OR TEE SUPPORT	S-26
ALLOWABLE TRENCH WIDTHS	S-33
LOCKING MANHOLE FRAME AND COVER	S-35
NON-REINFORCED PRECAST CONCRETE MANHOLE	S-36

COUNTY OF LOS ANGELES, CALIFORNIA
HARVEY T. BRANDT, COUNTY ENGINEER

APPROVED Armando Ad 7/9/75
REGIONAL ENGINEER DATE

CHECKED Rudolph Yelenin 7/09/75
DATE

REG. C.E. NO. 14390

SANTA CLARITA VALLEY BLDG. DIST. 8.2

J. N. 0250.05

45297

P. C. 9173 PAGE 2

COLLECT CHARGES AS INDICATED

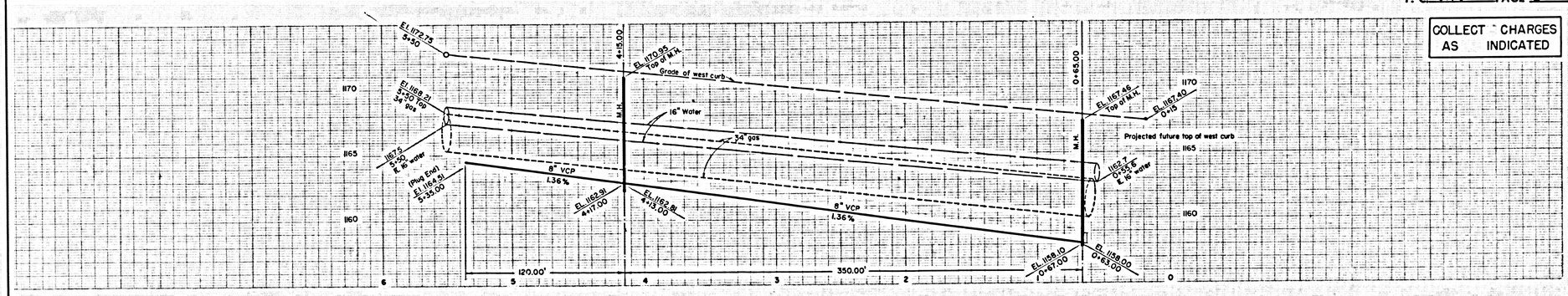

ISSUE NO PERMITS. STREET MUST BE DOUBLE LINED

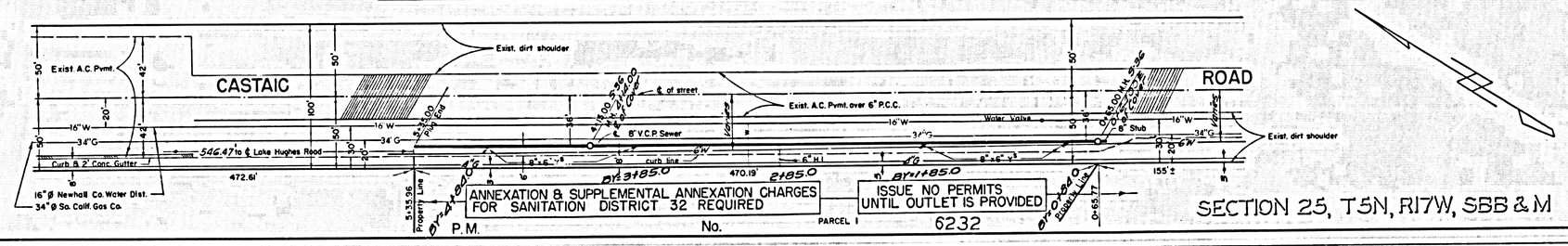

ANNEXATION & SUPPLEMENTAL ANNEXATION CHARGES FOR SANITATION DISTRICT 32 REQUIRED

ISSUE NO PERMITS UNTIL OUTLET IS PROVIDED

P.M. No. PARCEL 1 6232

SECTION 25, T5N, R17W, SBB & M

45298

L.A. COUNTY SEWER SHEET NO. 1 SOUTHERN CALIFORNIA BLUEPRINT CO. 7-73