

CASH CONTRACT NO 9205

SANITARY SEWERS

TO BE CONSTRUCTED IN

WHITESIDE STREET
KNOWLES AVE. TO MILLER AVE.

1 SHEETS, 2 PAGES

SCALE VERT. 1" = 4'
HORIZ. 1" = 40'

OCTOBER, 1975

COUNTY OF LOS ANGELES, CALIFORNIA
HARVEY T. BRANDT COUNTY ENGINEER

45336

APPROVED *[Signature]* 10/27/75
HEAD, DESIGN BRANCH (BATD)
DESIGNED *[Signature]* 10/27/75
REG. C. E. NO. 21096 (BATD)

APPROVED *[Signature]*
JOHN D. PARKHURST
CHIEF ENGINEER OF COUNTY
SANITATION DISTRICT NO. 2
OFFICE ENGINEER

NOTES:
WORK SHALL BE CONSTRUCTED ACCORDING TO THE STANDARD SPECIFICATIONS FOR PUBLIC WORKS CONSTRUCTION (1973 EDITION WITH 1974 SUPPLEMENTS AND COUNTY ENGINEER SPECIAL PROVISIONS FOR THE CONSTRUCTION OF SANITARY SEWERS DATED MARCH 1, 1976) AND SHALL BE PROSECUTED ONLY IN THE PRESENCE OF THE COUNTY ENGINEER.
THE CONTRACTOR SHALL NOTIFY THE DESIGN DIVISION BY TELEPHONE 974-7283, AT LEAST 24 HOURS BEFORE STATING ANY WORK UNDER THIS CONTRACT.
GRADES TO WHICH THIS IMPROVEMENT IS TO BE CONSTRUCTED ARE SHOWN ON PLANS AND PROFILES. GRADE POINTS FOR TOP OF CURB, CENTER LINE OF STREET OR CENTER LINE OF ALLEY ARE SHOWN BY CIRCLES ON PROFILES. AT ALL POINTS BETWEEN DESIGNATED POINTS THE GRADE SHALL BE ESTABLISHED SO AS TO CONFORM TO A STRAIGHT LINE DRAWN BETWEEN SAID DESIGNATED POINTS. ELEVATIONS ARE IN FEET ABOVE U.S.C. & G.S. SEA LEVEL DATUM OF 1929.
THIS DRAWING AND THE DATA HEREON ARE HEREBY MADE A PART OF THE SPECIFICATIONS.

LAYOUT	W. TEN	10-27-75	CHECKED	W. ESQUER	10-27-75
TRACED	W. TEN	10-27-75	MAINTENANCE	G. D. BRANDT	10-28-75
F.B.			A.B.		11.5.7
	TEMPLE CITY		BUILDING DISTRICT NO. 5		

B.M. # 15 ELEV. 392.09 L.B. 245, 270
N. Side of Whiteside St.
150' E.E. PL. KNOWLES AVE.

NOTICE TO CONTRACTOR
The existence and location of any underground utility pipes or structures shown on these plans are obtained by a search of the available records. To the best of our knowledge, there are no existing utilities except as noted on this plan.
The Contractor is required to take precautionary measures to protect the utility lines shown and any other lines not of record or not shown on this drawing.

- THE CONTRACTOR SHALL CONTACT ALL UTILITY COMPANIES FOR UTILITY MARKING AND COORDINATION PRIOR TO CONSTRUCTION.
- ALL SEWER PIPES AND APPURTENANCES SHALL BE ABANDONED OR REMOVED IN ACCORDANCE WITH SEC. 306-5.1 OF THE STANDARD SPECIFICATIONS.
- THE CONTRACTOR SHALL MAINTAIN SEWER SERVICE AT ALL TIMES DURING CONSTRUCTION OF MAIN LINE OR HOUSE LATERAL SEWERS.

- GENERAL NOTES:**
- REFER TO SECTION 7-18-4.1 OF STANDARD SPECIFICATIONS REGARDING SAFETY ORDERS.
 - "T" OR "Y" BRANCHES MAY BE USED FOR CONNECTIONS TO MAIN LINE SEWER, EXCEPT AS NOTED.
 - VERTIFIED CLAY PIPE JOINTS SHALL BE TYPE "B", "C", OR "D" PER SECTION 306-3 OF STANDARD SPECIFICATIONS.
 - ALL JOINTS BETWEEN CAST IRON PIPE AND VITRIFIED CLAY PIPE SHALL BE MADE WITH A RUBBER SLEEVE JOINT, TYPE "C" OR "D" WITH RUBBERUSING IF NECESSARY PER SECTION 306-3 OF STANDARD SPECIFICATIONS.
 - SEWERS TO BE TESTED FOR LEAKAGE PER SECTION 306-1.4 OF STANDARD SPECIFICATIONS AND SPECIAL PROVISIONS.
 - IF A POWER POLE IS WITHIN THREE FEET OF THE SEWER, THE SEWER SHALL BE ENCASED, PER S-23 CASE II, TWO FEET ON EACH SIDE FROM THE POINT OF INTERFERENCE.
 - CONCRETE HOUSE LATERALS WITHIN SEVENTY-FIVE FEET BELOW CURB GRADE, OR GRADE OF CENTER LINE OF STREET, EXCEPT AS NOTED.
 - HOUSE LATERALS SHALL BE CONSTRUCTED IN A STRAIGHT ALIGNMENT AT RIGHT ANGLES FROM THE MAIN LINE SEWER EXCEPT AS SHOWN ON THE PLANS. HOUSE LATERALS FROM CHIMNEYS SHALL NOT HAVE AN ANGLE OF LESS THAN 45 DEGREES WITH THE MAIN LINE SEWER.
 - ALL CONCRETE CROSS GUTTERS, CURBS, GUTTERS, PAYEMENT, AND DRIVEWAYS SHALL BE TUNNELED OR JACKED PER LOS ANGELES COUNTY ROAD DEPARTMENT REQUIREMENTS.

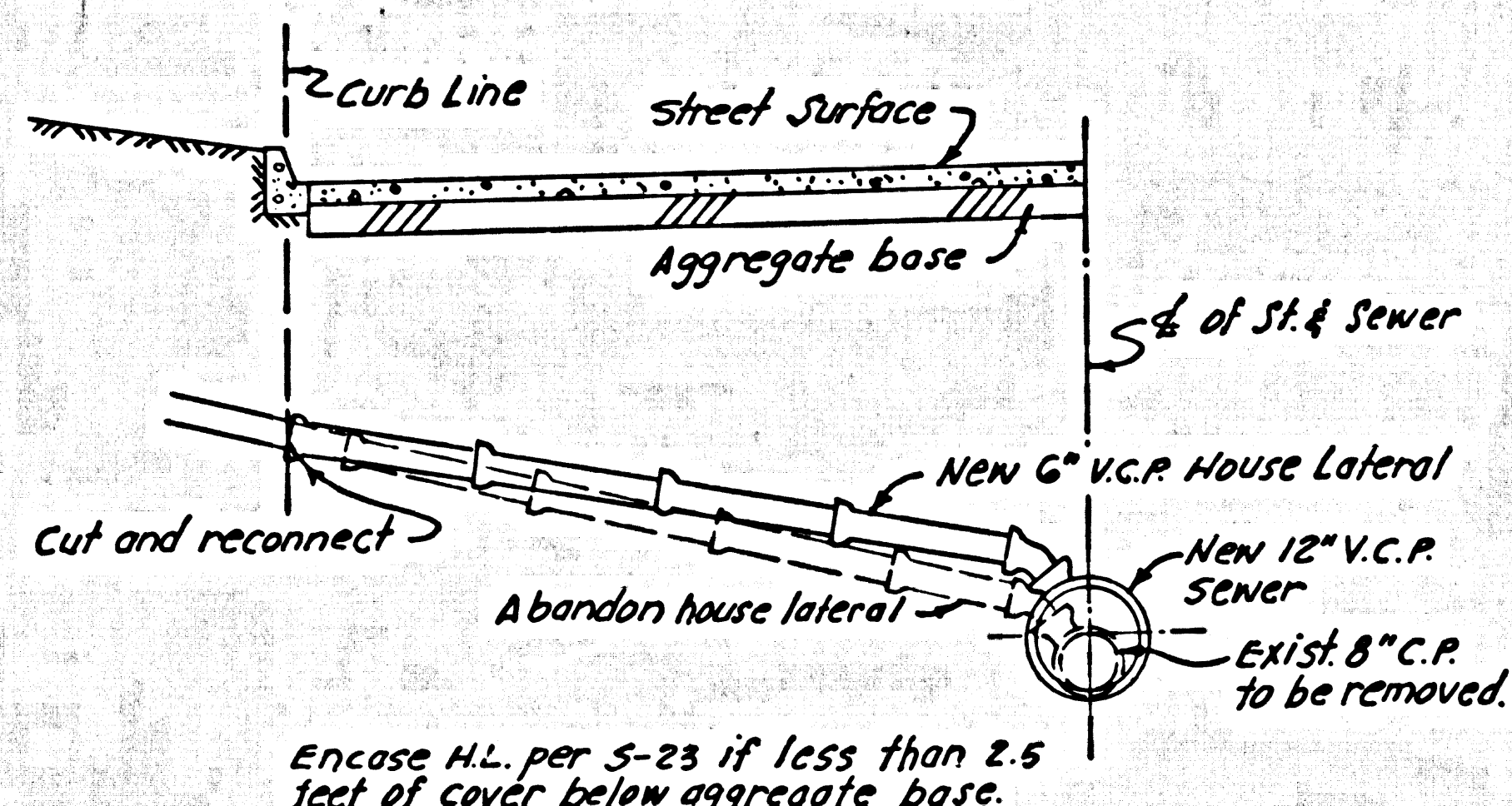
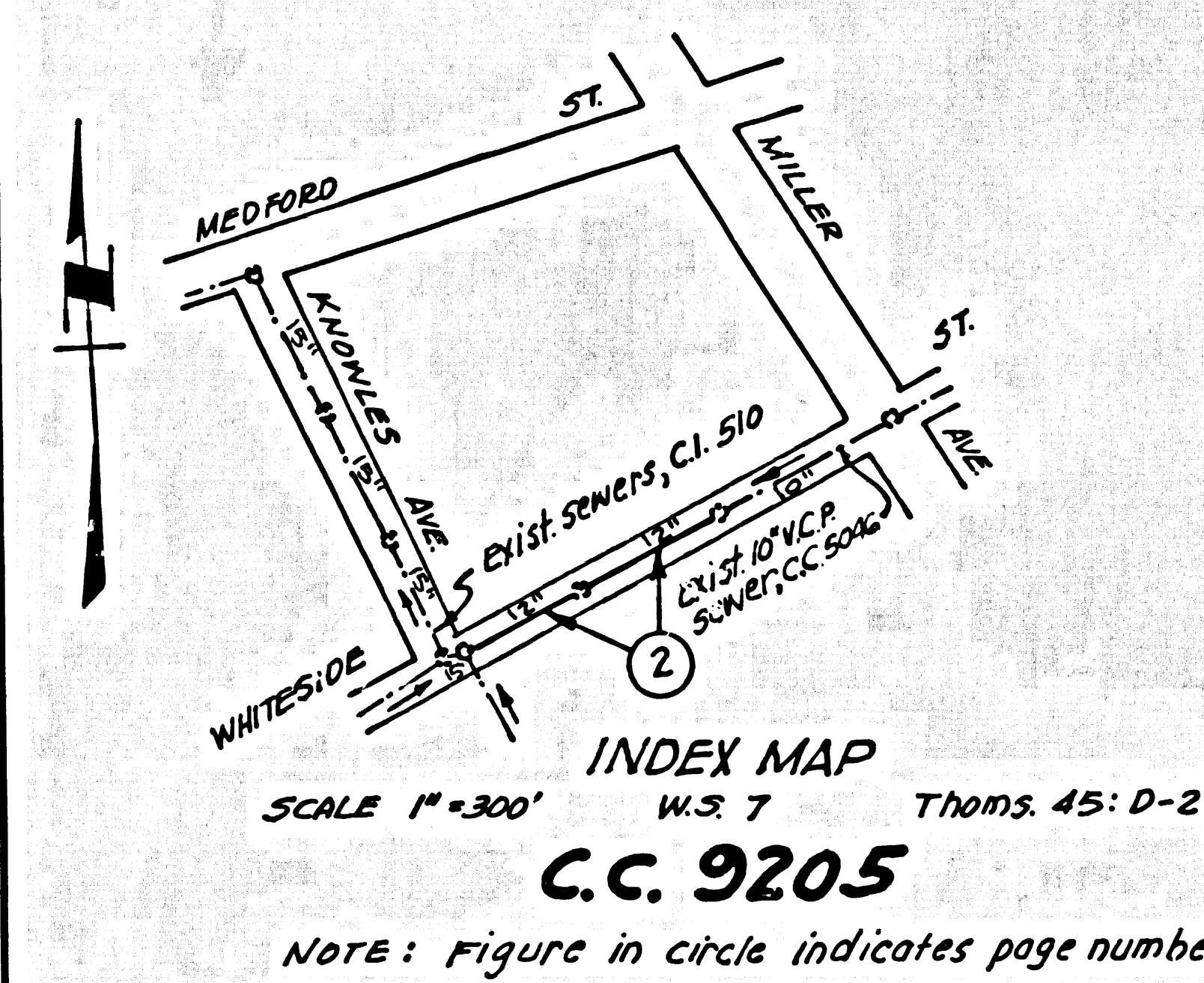
STREET RESURFACING:
STREET RESURFACING METHODS SHALL BE IN ACCORDANCE WITH SECTION 306-1.5.0 OF THE SPECIAL PROVISIONS.
SMALL STREET RESURFACING IN ANY LOCATION SHALL BE COMPLETED WITHIN 30 DAYS AFTER COMPLETION OF TRENCH BACKFILL. THE RESURFACED AREA SHALL BE SEALED WITH 5% EMULSION AND 1/4 INCH CRUSHED ROCK.
RESURFACING SCHEDULE: RESURFACE TRENCH WITHIN PAVED AREA WITH TYPE II ASPHALTIC CONCRETE 5 INCHES IN THICKNESS ON 4 INCHES OF AGGREGATE BASE MATERIAL, EXCEPT AS NOTED BELOW.

PAGE NO.	STREET	STATION LIMITS	TYPE OF RESURFACING
		FROM TO	

COUNTY SANITATION DISTRICTS SHALL BE NOTIFIED 24 HOURS PRIOR TO THE FOLLOWING SO THAT REQUIRED INSPECTION CAN BE MADE.
(PHONE: 902-6005 - 638-1161)
IMPORTANCE OF THE PROJECT:
NO CONNECTION FOR THE DISPOSAL OF INDUSTRIAL WASTES SHALL BE MADE TO SEWERS SHOWN ON THESE DRAWINGS UNTIL A PERMIT FOR INDUSTRIAL WASTE WATER DISCHARGE HAS BEEN ISSUED BY THE SANITATION DISTRICTS FOR SAID CONNECTION.

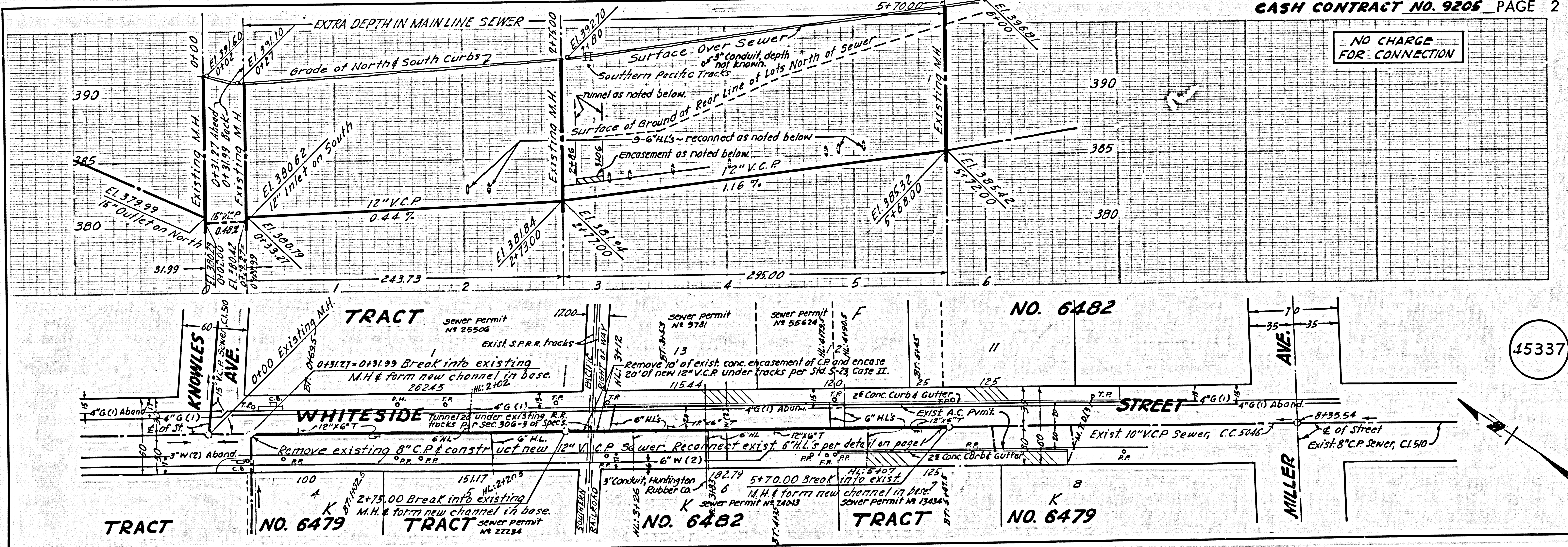
- THE FOLLOWING LATEST REVISED STANDARD PLANS ON FILE IN THE OFFICE OF COUNTY ENGINEER SHALL APPLY IN THE CONSTRUCTION OF THIS PROJECT:
- | | | | |
|-----------------------------------|------------|---|------------|
| LEGEND | S-1 | CRADLING AND ENCASEMENT | S-20 |
| MINIMUM PUBLIC SAFETY REQUIREMENT | S-2 | STANDARD WYE OR TEE SUPPORT | S-26 |
| BRICK MANHOLE | S-3 | ALLOWABLE TRENCH WIDTHS | S-31 |
| REINFORCING FOR SEWER PIPE | S-17 | LOCKING MANHOLE FRAME AND COVER | S-33 |
| MANHOLE STEP | S-21 | NON-REINFORCED PRECAST CONCRETE MANHOLE | S-34 |
| SPECIAL SUPPORT AND PROTECTION | S-22 | | |

- THE CONTRACTOR SHALL OBTAIN THE FOLLOWING PERMITS PRIOR TO CONSTRUCTION:
- LOS ANGELES COUNTY ROAD DEPARTMENT (SEE ITEM 1)
 - LOS ANGELES COUNTY ENGINEER SENIOR CONSTRUCTION PERMIT (F.B. EXEMPT)
 - PRIOR TO EXECUTION OF THIS CONTRACT AGREEMENT BY THE COUNTY, THE CONTRACTOR SHALL OBTAIN AT HIS EXPENSE A PERMIT TO EXCAVATE FROM THE STATE OF CALIF. DIVISION OF INDUSTRIAL SAFETY. THE UNDERGROUND UTILITY COMPANIES WITHIN THE LIMITS OF THIS PROJECT ARE AS FOLLOWS:
(1) SOU. CALIF. GAS CO.
(2) SOU. CALIF. WATER CO.
(3) PAC. TEL. & TEL. CO.



TYPICAL DETAIL
HOUSE LATERAL RECONSTRUCTION
Not to scale

NO CHARGE FOR CONNECTION



NO CHARGE FOR CONNECTION

45337

Permit Nos. 9781 and 55624
Cancelled at No. 41905