

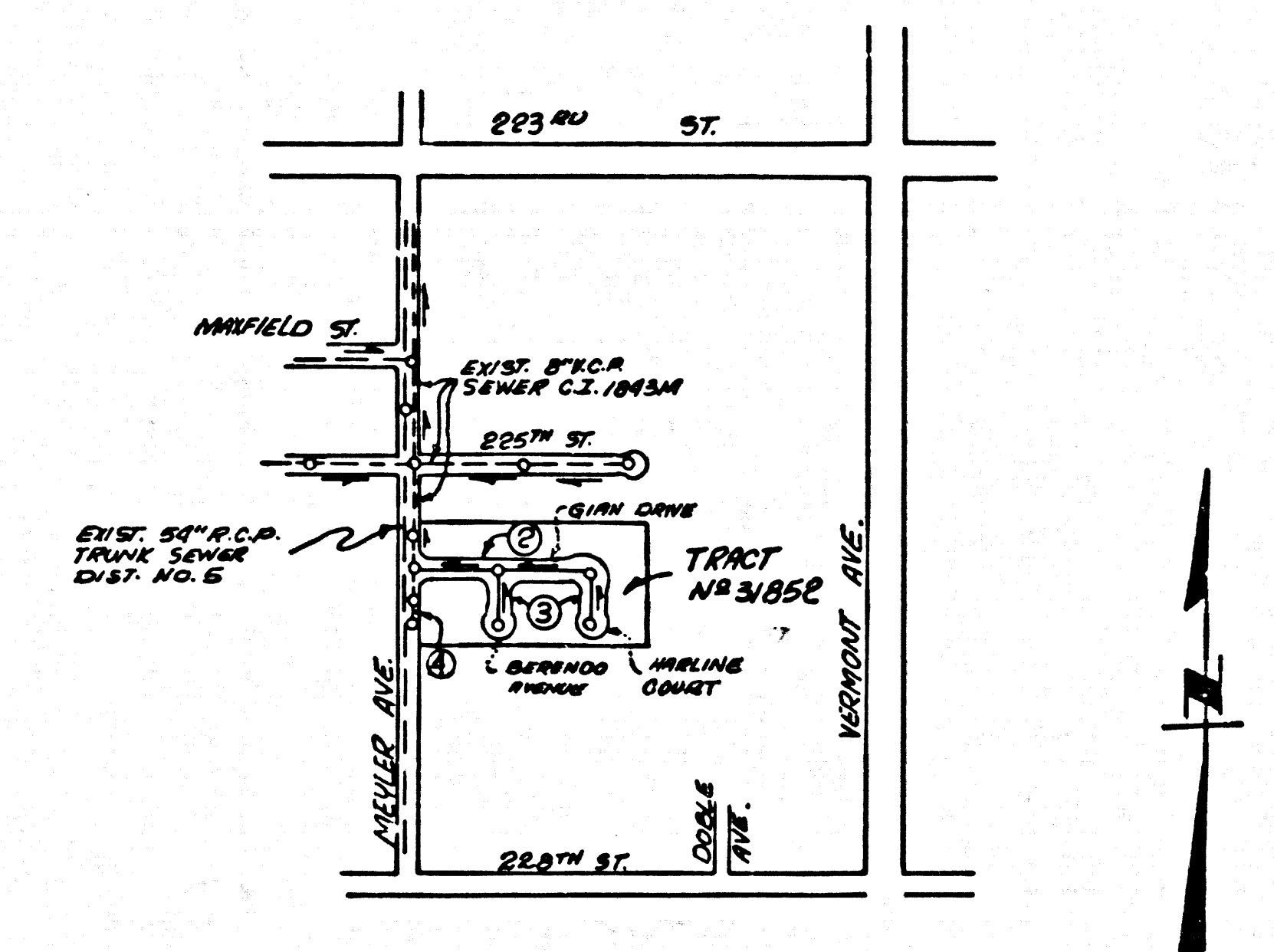
TO BE CONSTRUCTED IN
TRACT NO 31852

PRIVATE CONTRACT NO. 9350

W.S. 28
2 SHEETS, 4 PAGES
SCALE: VERT. 1"=4'
HORIZ. 1"=40'
OCTOBER, 1976
PREPARED IN THE OFFICES OF
R.D. HURDLE & ASSOCIATES
BY: Robert D. Hurdle
REG. C. E. No. 17062

45870

B.M. BY 8490 ELEV. 38.530
L+BR 3 FT. E. B.C.R. @ N.E. COR. W. 223 RD
ST. 1/4" = 1/4" L.E.R. ST. 32 FT. N. 1/4" = 1/4" L.E.R. INT.
GARDENA QUAD. 1970



INDEX MAP
TRACT NO 31852
P.C. 9350
Scale: 1"=600'

BEFORE BREAKING INTO OR CONSTRUCTION ON A COUNTY SANITATION DISTRICT SEWER AND PRIOR TO FINAL ACCEPTANCE OF THE PROJECT SANITATION DISTRICT INSPECTOR SHALL BE NOTIFIED BY PHONE 638-1161, SO THAT REQUIRED INSPECTION CAN BE MADE.

NO CONNECTION FOR THE DISPOSAL OF INDUSTRIAL WASTES SHALL BE MADE TO SEWERS SHOWN ON THESE DRAWINGS UNTIL A PERMIT FOR INDUSTRIAL WASTE WATER DISCHARGE HAS BEEN ISSUED BY THE SANITATION DISTRICTS FOR SAID CONNECTION.

NOTICE TO CONTRACTORS
THE EXISTENCE AND LOCATION OF ANY UNDERGROUND UTILITY PIPES OR STRUCTURES SHOWN ON THIS PLAN IS OBTAINED BY A SEARCH OF THE AVAILABLE RECORDS TO THE BEST OF MY KNOWLEDGE THERE ARE NO EXISTING UTILITIES EXCEPT AS SHOWN ON THIS PLAN.
THE CONTRACTOR IS REQUIRED TO TAKE DUE PRECAUTIONARY MEASURES TO PROTECT THE UTILITIES SHOWN AND OTHER LINES NOT OF RECORD OR NOT SHOWN ON THIS PLAN.
CONTRACTORS ARE CAUTIONED TO OBSERVE THE FOLLOWING RULE IN USING THE GRADE STAKES GIVEN BY THIS JOB: PUTTING IN PIPES, TRENCHES, CONCRETE POINTS THAT ARE SHOWN TO BE ON THE SAME RATE OF SLOPE MUST BE USED IN COMMON IN ORDER THAT ANY VARIATION OUT OF A PERFECT STRAIGHT GRADE MAY BE DETECTED, AND IN CASE ANY SUCH DISCREPANCY IS FOUND, THE SAME MUST BE REPORTED. OTHERWISE THIS OFFICE WILL NOT BE RESPONSIBLE FOR ANY ERROR IN GRADE OF THE FINISHED WORK.
Robert D. Hurdle
R.C.E. 17062

- GENERAL NOTES:**
- ELEVATIONS ARE IN FEET ABOVE U.S.C. & G.S. SEA LEVEL DATUM OF 1929.
 - NO REVISIONS SHALL BE MADE IN THESE PLANS WITHOUT THE APPROVAL OF THE COUNTY ENGINEER.
 - NO REPRESENTATIVE OF THE COUNTY ENGINEER WILL SURVEY OR LAY OUT ANY PORTION OF THE WORK.
 - GRADES TO WHICH THIS IMPROVEMENT IS TO BE CONSTRUCTED ARE SHOWN ON PLANS AND PROFILES. GRADE POINTS FOR TOP OF CURBS, CENTER LINE OF STREETS, OR CENTER LINE OF ALLEYS ARE SHOWN BY CIRCLES ON PROFILES. AT ALL POINTS BETWEEN DESIGNATED POINTS THE GRADE SHALL BE ESTABLISHED SO AS TO CONFORM TO A STRAIGHT LINE DRAWN BETWEEN SAID DESIGNATED POINTS.
 - THE PRIVATE ENGINEER SHALL FURNISH THE COUNTY ENGINEER WITH GRADE SHEETS AND STATIONING FOR ALL HOUSE LATERALS AND "T" OR "Y" BRANCHES AND SHALL PROVIDE STAKES FOR THEM AT THEIR PROPER LOCATIONS WITH STATIONING PLAINLY MARKED. ALL HOUSE LATERALS SHALL BE CONSTRUCTED IN A STRAIGHT ALIGNMENT AT RIGHT ANGLES FROM THE MAIN LINE SEWER EXCEPT AS SHOWN ON THE PLANS. HOUSE LATERALS FROM CHIMNEYS SHALL NOT HAVE AN ANGLE OF LESS THAN 45° WITH THE MAIN LINE SEWER. ANY CHANGE IN ALIGNMENT SHALL BE REQUESTED IN WRITING BY THE PRIVATE ENGINEER.
 - THE PRIVATE ENGINEER SHALL FURNISH THE HOUSE LATERAL DEPTH AT THE PROPERTY LINE BELOW THE TOP OF CURB ELEVATION FOR EACH HOUSE LATERAL ON THE GRADE SHEET.
 - BEFORE WORK CAN BE STARTED, THE CONTRACTOR MUST OBTAIN A PERMIT TO EXCAVATE IN COUNTY STREETS FROM THE L.A. COUNTY ROAD DEPT., DISTRICT OFFICE NO. 3, AND PAY A FEE TO THE COUNTY ENGINEER, PUBLIC WORKS, SANITATION DISTRICT, REGIONAL OFFICE, TO COVER THE COST OF CONSTRUCTION INSPECTION AND RECORD PLANS.
 - IF WORK IS TO BE DONE IN A STATE HIGHWAY, A PERMIT MUST BE OBTAINED FROM THE STATE OF CALIFORNIA, DIVISION OF HIGHWAYS, 120 SOUTH SPRING STREET, LOS ANGELES, CALIFORNIA.
 - APPROVAL OF THIS PLAN BY THE COUNTY OF LOS ANGELES DOES NOT CONSTITUTE A REPRESENTATION AS TO THE ACCURACY OF THE LOCATION OF OR THE EXISTENCE OR NON-EXISTENCE OF ANY UNDERGROUND UTILITY PIPE, OR STRUCTURE WITHIN THE LIMITS OF THIS PROJECT. THIS NOTE APPLIES TO ALL PAGES.
 - REFER TO SECTION 7-10.4.1 OF THE STANDARD SPECIFICATIONS, REGARDING SAFETY ORDERS.
 - PRIOR TO ISSUANCE OF THE REQUIRED SEWER CONSTRUCTION PERMIT BY THE COUNTY ENGINEER, THE CONTRACTOR SHALL OBTAIN A PERMIT TO EXCAVATE FROM THE STATE OF CALIFORNIA, DIVISION OF INDUSTRIAL SAFETY, 230 E. 4th ST., LONG BEACH, CALIF. 90802

- CONSTRUCTION NOTES:**
- WORK SHALL BE CONSTRUCTED ACCORDING TO THE STANDARD SPECIFICATIONS FOR PUBLIC WORKS CONSTRUCTION (1976 EDITION) SEPT. 21, 1976 AND SHALL BE PROSECUTED ONLY IN THE PRESENCE OF THE COUNTY ENGINEER.
 - THE CONTRACTOR SHALL NOTIFY THE DESIGN DIVISION BY TELEPHONE, 379-7223, AT LEAST TWENTY-FOUR HOURS BEFORE STARTING ANY WORK UNDER THIS CONTRACT.
 - HOUSE LATERALS TO BE CONSTRUCTED WITH INVERTS AT PROPERTY LINE 4 FEET BELOW CURB GRADE EXCEPT AS NOTED.
 - PIPE OR THE BRANCHES MAY BE USED FOR CONNECTIONS TO THE MAIN LINE SEWER EXCEPT AS NOTED.
 - ALL STRUCTURES SHALL BE EITHER BRICK MANHOLES PER 8-3 OR PRECAST CONCRETE MANHOLES PER 8-36, EXCEPT AS NOTED.
 - PROVIDE STAKES ON THE PROPERTY LINE OR PROPERTY ANGLES TO THE SEWER LINE AT THE CENTER LINE OF EACH MANHOLE.
 - MANHOLE TOPS IN UNIMPROVED RIGHTS OF WAY TO BE SIX INCHES ABOVE FINISHED GRADE.
 - VITRIFIED CLAY PIPE JOINTS SHALL BE TYPE "D", "F", OR "G" PER STANDARD SPECIFICATIONS SECTION 206-2.
 - IF A POWER POLE IS WITHIN THREE FEET OF THE SEWER, THE SEWER SHALL BE ENCASED, PER 8-23, CASE II, TWO FEET ON EACH SIDE FROM THE POINT OF INTERFERENCE.
 - IF DURING THE COURSE OF CONSTRUCTION IT IS DETERMINED THAT THERE IS LESS THAN FOUR FEET OF COVER OVER THE TOP OF A MAIN LINE OR HOUSE LATERAL V.C.P. SEWER WHICH IS NOT INDICATED ON THE PLANS, THE PIPE SHALL BE ENCASED PER 8-23, CASE II, UNLESS OTHERWISE APPROVED BY THE COUNTY ENGINEER.
 - ALL JOINTS BETWEEN CAST IRON PIPE AND VITRIFIED CLAY PIPE SHALL BE MADE WITH A RUBBER SLEEVE JOINT, TYPE "C" OR "D", (WITH BUSHING IF NECESSARY) PER STANDARD SPECIFICATIONS, SECTION 206-2.
 - SEWERS TO BE TESTED FOR LEAKAGE PER SECTION 306-1.4 OF THE STANDARD SPECIFICATIONS AND SPECIAL PROVISIONS.
 - RESURFACE ALL TRENCHES WITHIN PAVED AREAS TO MEET L.A. COUNTY ROAD DEPT. OR CALIFORNIA STATE HIGHWAY REQUIREMENTS IN ACCORDANCE WITH PERMITS.
 - FULL COMPLIANCE WITH SECTION 306-1.4.1 OF THE SPECIAL PROVISIONS WILL BE REQUIRED FOR BACKFILL IN STREETS. CERTIFICATION OF BACKFILL COMPACTION AND SAND EQUIVALENTS BY A QUALIFIED, REGISTERED TESTING LABORATORY SHALL BE PROVIDED BY THE PERMITTEE PRIOR TO THE ISSUANCE OF A CERTIFICATE OF PARTIAL ACCEPTANCE.

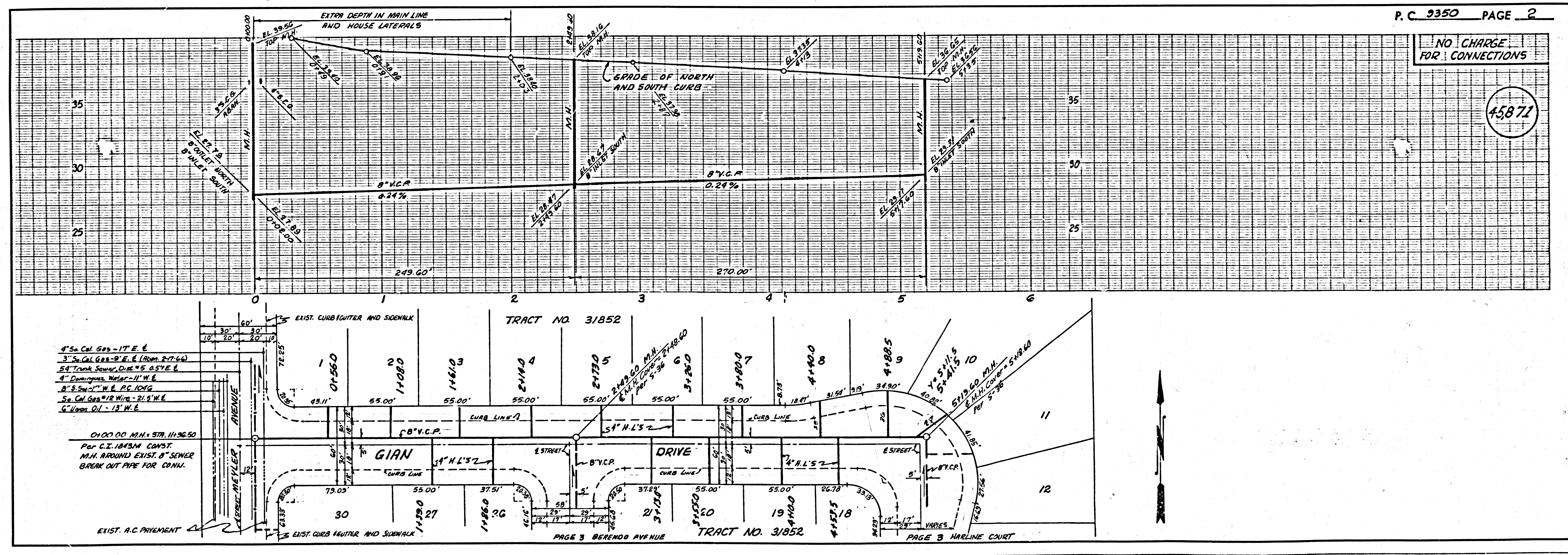
THE FOLLOWING LATEST REVISED STANDARD PLANS ON FILE IN THE OFFICE OF THE COUNTY ENGINEER SHALL APPLY IN THE CONSTRUCTION OF THIS PROJECT.

LEGEND	
MINIMUM PUBLIC SAFETY REQUIREMENTS	8-1
BRICK MANHOLE	8-3
STANDARD MANHOLE STEP	8-17
BEDDING FOR SEWER PIPE	8-21
CRADLING AND ENCASUREMENT	8-33
PIPE OR TEE SUPPORT	8-34
ALLOWABLE TRENCH WIDTHS	8-35
LOCKING MANHOLE FRAME AND COVER	8-38
NON-REINFORCED PRECAST CONCRETE MANHOLE	8-39

COUNTY OF LOS ANGELES, CALIFORNIA
DEPARTMENT OF COUNTY ENGINEER JOHN D. PARKHURST, CHIEF ENGINEER
APPROVED [Signature] REGIONAL ENGINEER (DATE) APPROVED [Signature] OFFICE ENGINEER
CHECKED [Signature] M.G. NO. 18,594 (DATE)
LOMITA BLDG. DIST. 12.04 I.N. 0250.02

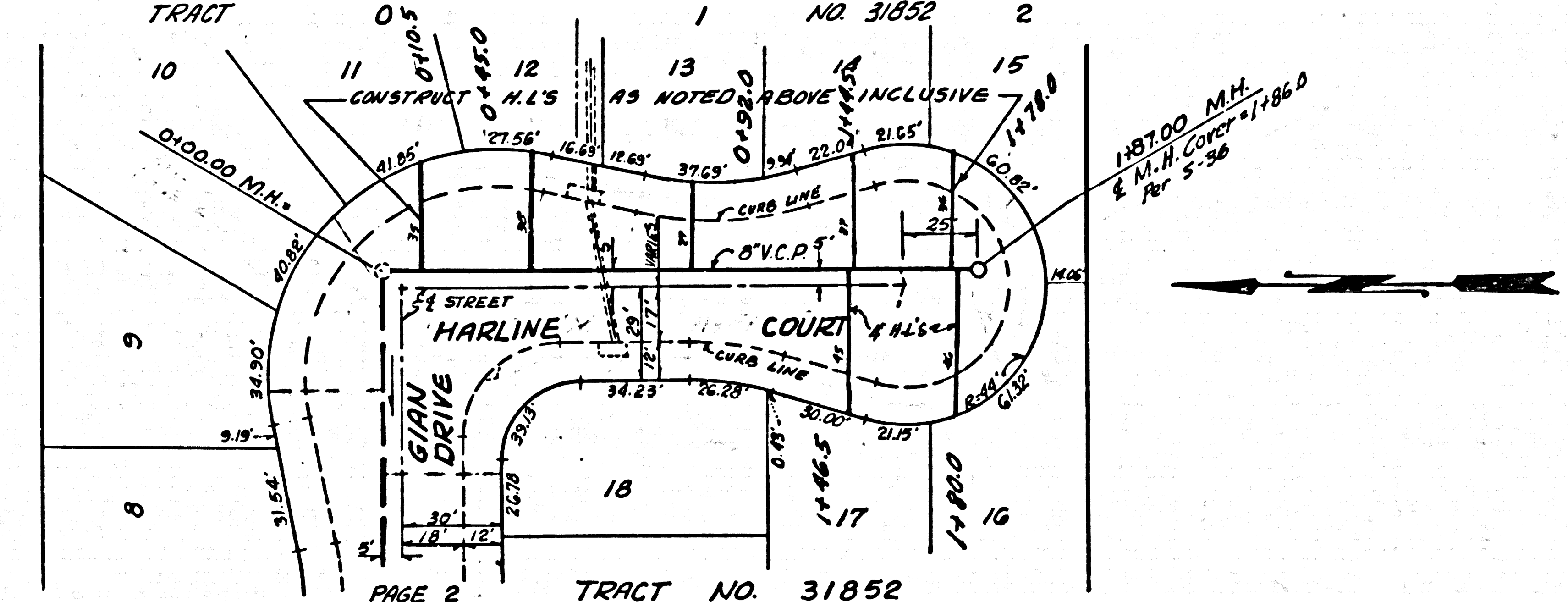
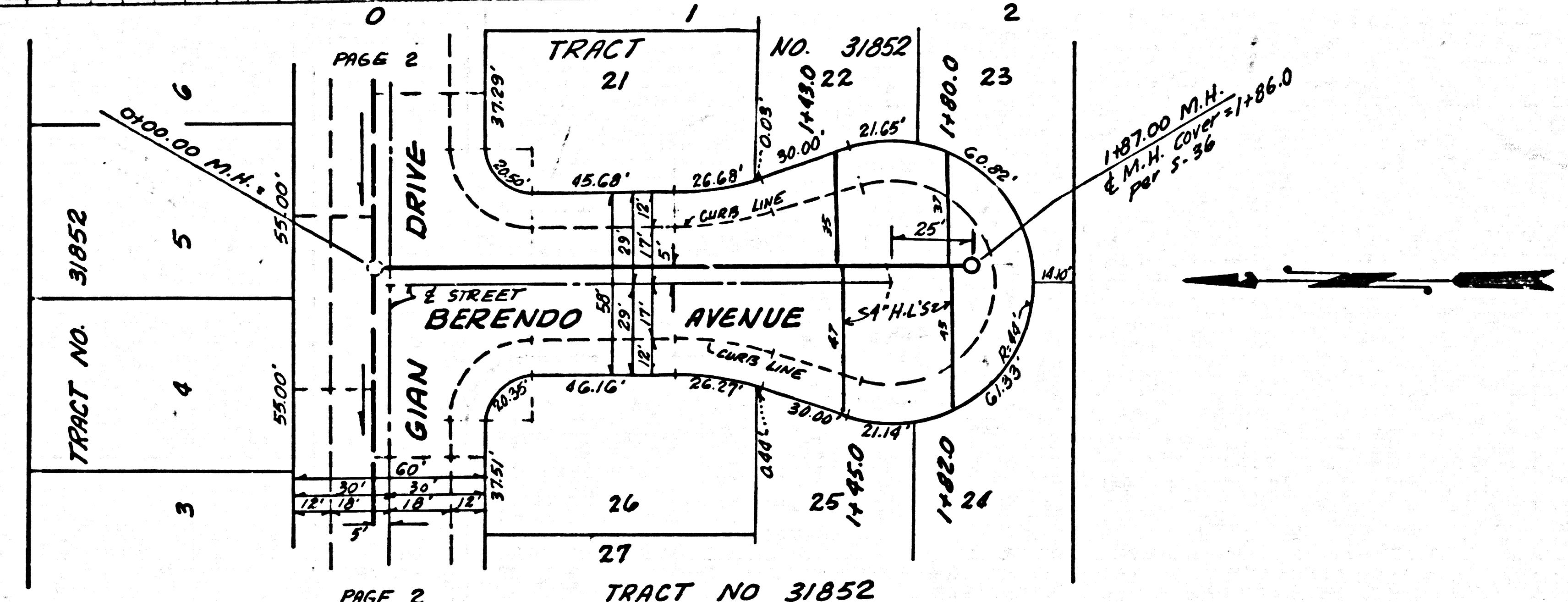

NO CHARGE FOR CONNECTIONS

45871



NO CHARGE FOR CONNECTIONS

45872



NO CHARGE FOR CONNECTIONS

45873

