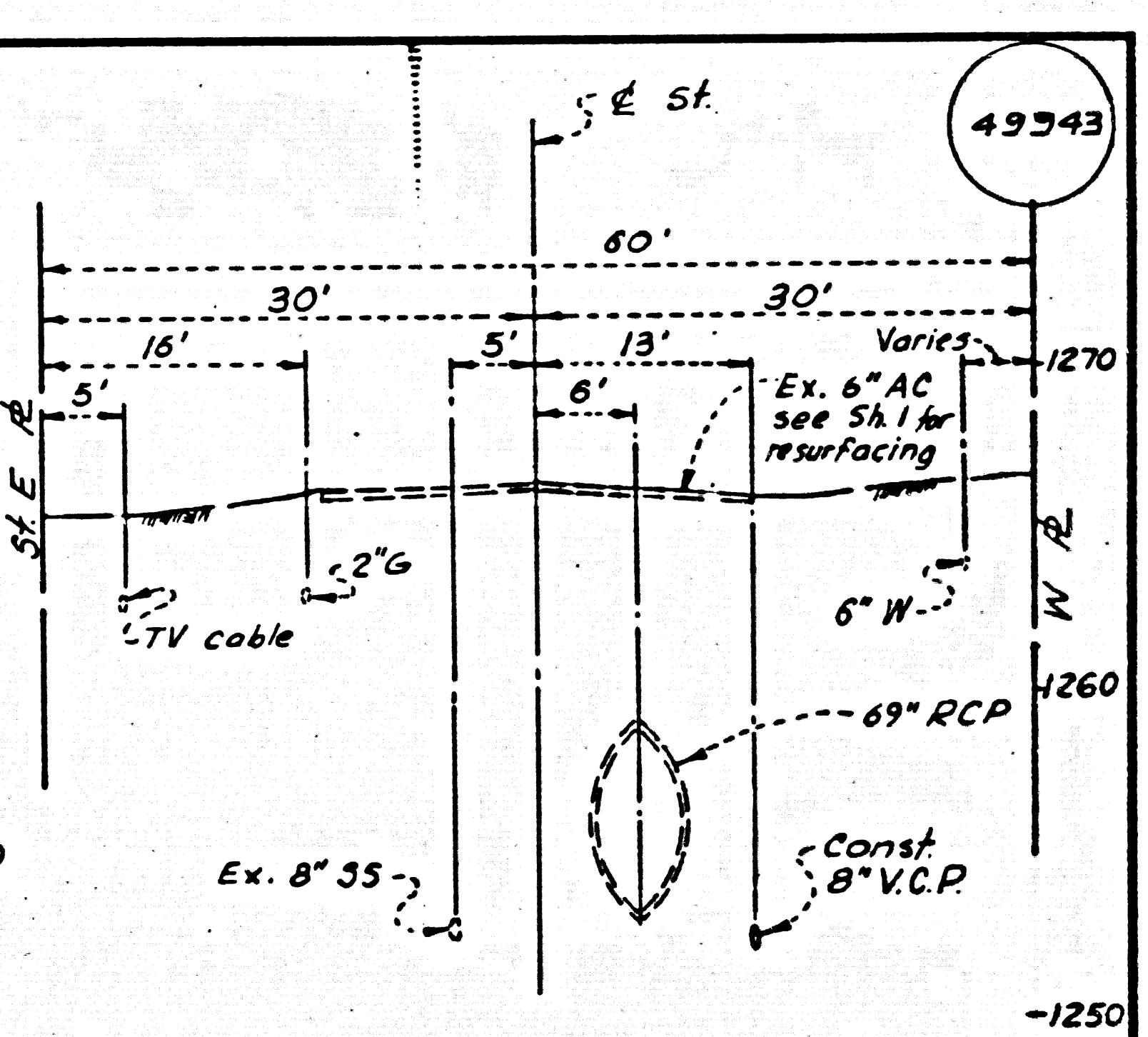
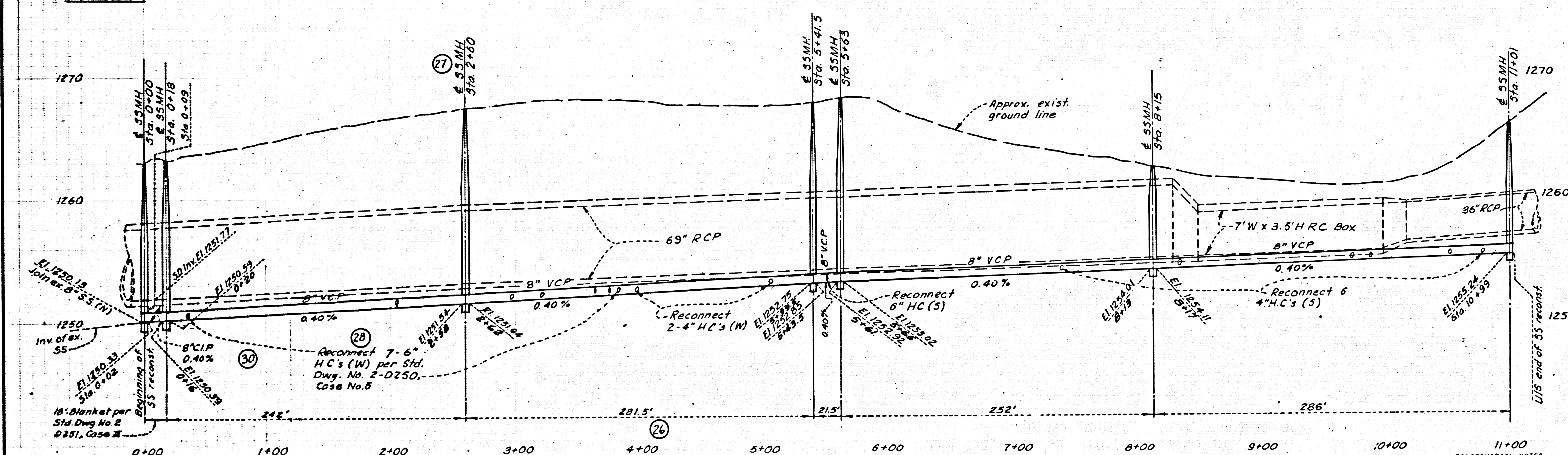


PROFILE
 SCALES: HOR. 1" = 40'
 VERT. 1" = 4'



TYPICAL SECTION
 SANITARY SEWER STA. 1+30
 SCALES: HORIZ. 1" = 10'
 VERT. 1" = 3'

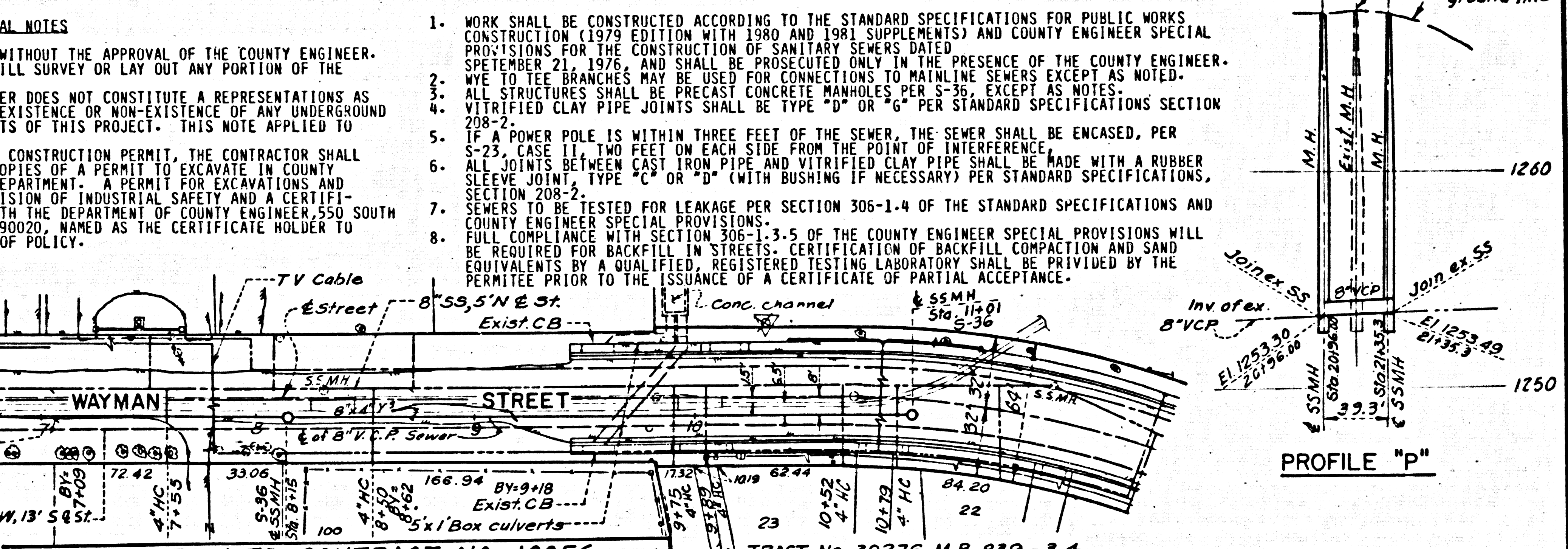
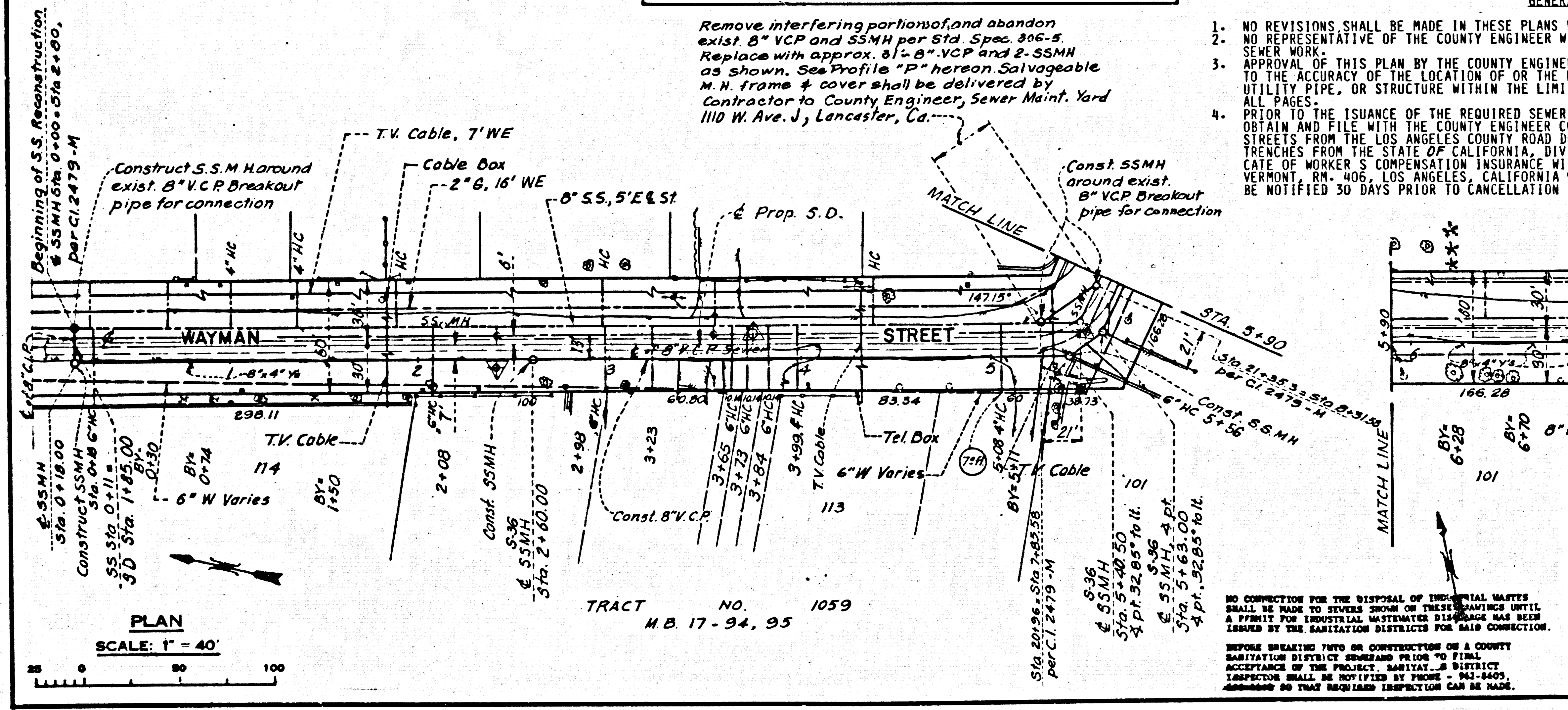
SEWER SERVICE TO BE MAINTAINED AT ALL TIMES

GENERAL NOTES

- NO REVISIONS SHALL BE MADE IN THESE PLANS WITHOUT THE APPROVAL OF THE COUNTY ENGINEER.
- NO REPRESENTATIVE OF THE COUNTY ENGINEER WILL SURVEY OR LAY OUT ANY PORTION OF THE SEWER WORK.
- APPROVAL OF THIS PLAN BY THE COUNTY ENGINEER DOES NOT CONSTITUTE A REPRESENTATION AS TO THE ACCURACY OF THE LOCATION OF OR THE EXISTENCE OR NON-EXISTENCE OF ANY UNDERGROUND UTILITY PIPE, OR STRUCTURE WITHIN THE LIMITS OF THIS PROJECT. THIS NOTE APPLIED TO ALL PAGES.
- PRIOR TO THE ISSUANCE OF THE REQUIRED SEWER CONSTRUCTION PERMIT, THE CONTRACTOR SHALL OBTAIN AND FILE WITH THE COUNTY ENGINEER COPIES OF A PERMIT TO EXCAVATE IN COUNTY STREETS FROM THE LOS ANGELES COUNTY ROAD DEPARTMENT. A PERMIT FOR EXCAVATIONS AND TRENCHES FROM THE STATE OF CALIFORNIA, DIVISION OF INDUSTRIAL SAFETY AND A CERTIFICATE OF WORKER'S COMPENSATION INSURANCE WITH THE DEPARTMENT OF COUNTY ENGINEER 550 SOUTH VERMONT ST. 406, LOS ANGELES, CALIFORNIA 90020, NAMED AS THE CERTIFICATE HOLDER TO BE NOTIFIED 30 DAYS PRIOR TO CANCELLATION OF POLICY.

- WORK SHALL BE CONSTRUCTED ACCORDING TO THE STANDARD SPECIFICATIONS FOR PUBLIC WORKS CONSTRUCTION (1979 EDITION WITH 1980 AND 1981 SUPPLEMENTS) AND COUNTY ENGINEER SPECIAL PROVISIONS FOR THE CONSTRUCTION OF SANITARY SEWERS DATED SEPTEMBER 21, 1976, AND SHALL BE PROSECUTED ONLY IN THE PRESENCE OF THE COUNTY ENGINEER.
- WYE TO TEE BRANCHES MAY BE USED FOR CONNECTIONS TO MAINLINE SEWERS EXCEPT AS NOTED.
- ALL STRUCTURES SHALL BE PRECAST CONCRETE MANHOLES PER S-26, EXCEPT AS NOTED.
- VITRIFIED CLAY PIPE JOINTS SHALL BE TYPE "D" OR "C" PER STANDARD SPECIFICATIONS SECTION 208-2.
- IF A POWER POLE IS WITHIN THREE FEET OF THE SEWER, THE SEWER SHALL BE ENCASED, PER S-25, CASE 11, TWO FEET ON EACH SIDE FROM THE POINT OF INTERFERENCE.
- ALL JOINTS BETWEEN CAST IRON PIPE AND VITRIFIED CLAY PIPE SHALL BE MADE WITH A RUBBER SLEEVE JOINT, TYPE "C" OR "D" (WITH BUSHING IF NECESSARY) PER STANDARD SPECIFICATIONS, SECTION 208-2.
- SEWERS TO BE TESTED FOR LEAKAGE PER SECTION 306-1.4 OF THE STANDARD SPECIFICATIONS AND COUNTY ENGINEER SPECIAL PROVISIONS.
- FULL COMPLIANCE WITH SECTION 306-1.5.5 OF THE COUNTY ENGINEER SPECIAL PROVISIONS WILL BE REQUIRED FOR BACKFILL IN STREETS. CERTIFICATION OF BACKFILL COMPACTION AND SAND EQUIVALENTS BY A QUALIFIED, REGISTERED TESTING LABORATORY SHALL BE PROVIDED BY THE PERMITEE PRIOR TO THE ISSUANCE OF A CERTIFICATE OF PARTIAL ACCEPTANCE.

Remove interfering portions of, and abandon exist. 8" VCP and SSMH per Sta. Spec. 316-5. Replace with approx. 6" VCP and 2 SSMH as shown. See Profile "P" person Salvageable M. N. frame & cover shall be delivered by Contractor to County Engineer, Sewer Maint. Yard 1110 W. Ave. J, Lancaster, Ca.



PROFILE "P"

PRIVATE CONTRACT NO. 10056

COUNTY OF LOS ANGELES, CALIFORNIA

STEPHEN J. KOONCE, COUNTY ENGINEER WALTER E. GARRISON, CHIEF ENGINEER

APPROVED: *Walter E. Garrison* 4/15/82 APPROVED: *Stephen J. Koonce* 4/16/82

CHECKED: *John Davidson* 4/15/82

NO CONNECTION FOR THE DISPOSAL OF INDUSTRIAL WASTES SHALL BE MADE TO SEWERS SHOWN ON THESE DRAWINGS UNTIL A PERMIT FOR INDUSTRIAL WASTEWATER DISCHARGE HAS BEEN ISSUED BY THE SANITATION DISTRICTS FOR SAID CONNECTION.

BEFORE REPAIRING THIS OR CONSTRUCTION OF A COUNTY SANITATION DISTRICT SEWER AND PRIOR TO FINAL ACCEPTANCE OF THE PROJECT, SANITARY DISTRICT INSPECTOR SHALL BE NOTIFIED BY PHONE - (213) 485-1465, ADDRESS SO THAT REQUIRED INSPECTION CAN BE MADE.

REVISIONS			DESIGNED BY	LOS ANGELES COUNTY FLOOD CONTROL DISTRICT	
NO.	DATE	DESCRIPTION	V. Lai	WAYMAN DRAIN	
1	PC	10056	W. Saruwatari	R.D.D. NO. T121 TO P.D. NO. T1132	
			E.T. Simhae	REINFORCED CONCRETE CONDUIT	
			M. Jaramila	SANITARY SEWER RECONSTRUCTION	
				PLAN AND PROFILE	
				STA. 0+00	TO STA. 11+05
				DATE Apr 82	SCALE
				NO. 526-D1.4	SHEET 4 OF 6

SANTA CLARITA VALLEY_BLDG. DIST. 02