

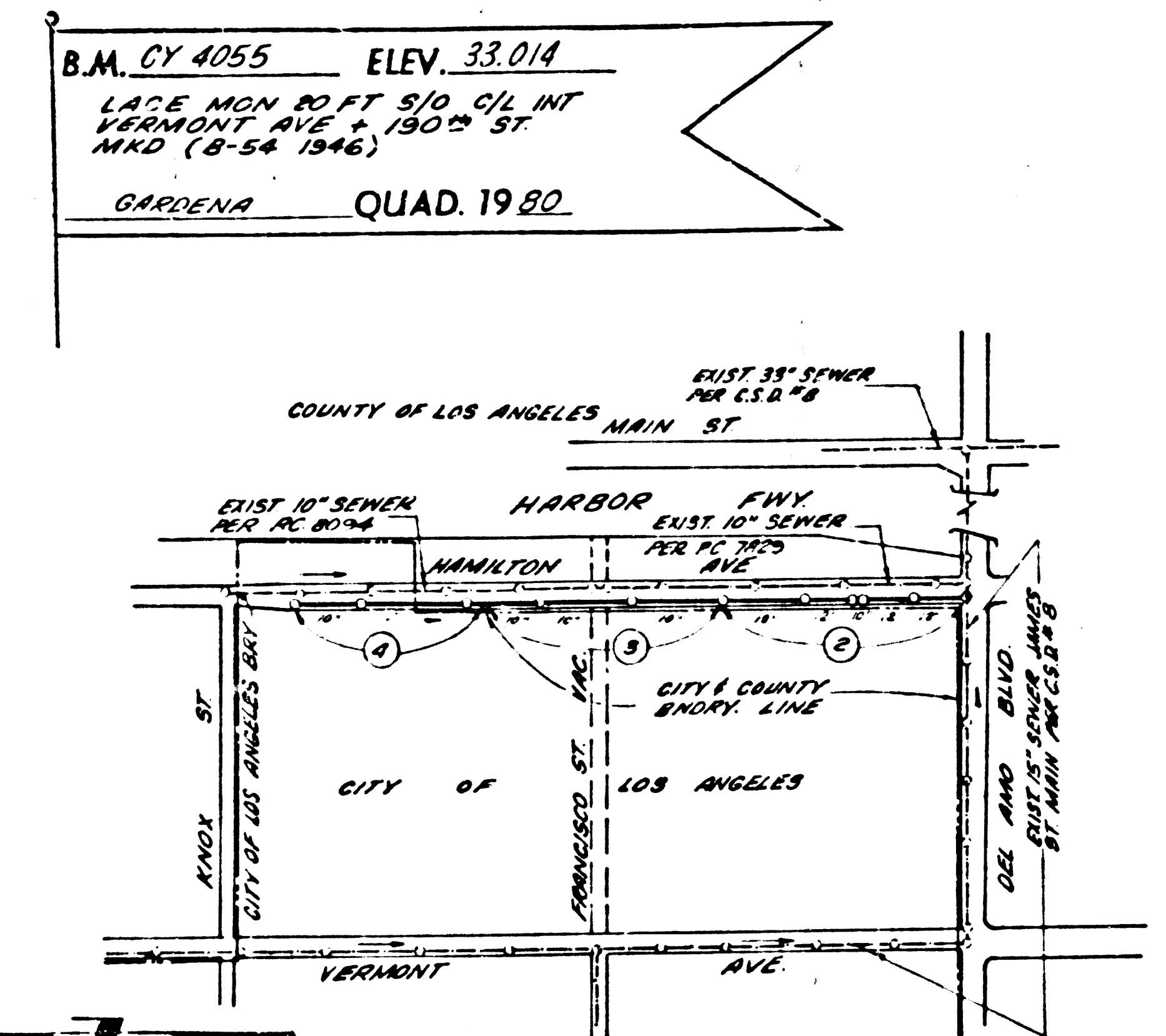
SANITARY SEWERS TO BE CONSTRUCTED IN HAMILTON AVENUE

PRIVATE CONTRACT NO. 10101

W.S. 26
2 SHEETS, 4 PAGES
SCALE: VERT. 1"=4'
HORIZ. 1"=40'
NOVEMBER, 1982
PREPARED IN THE OFFICES OF
SOUTH BAY ENGINEERING CORP
304 TOWN PLACE
PASADENA, CALIF. 91101
BY: *[Signature]*
REG. C. E. No. 26120

50228

10101 2P



INDEX MAP
SCALE: 1"=600'
P.C. 10101

NOTE:
NUMBERS IN CIRCLES INDICATE
PAGE NUMBERS.

REVISION NO 1 DATE APRIL 14, 1983
ADDED M.H. AT STATIONS 4+35.00 & 4+75.00. CHG.
PIPE SIZE TO 10" D.I.P. SEE 4+35.00 & 4+75.00. REV.
LOCATION OF 20" DOMINGUEZ NTR LINE AT STA. 4+48.1
ON PAGE 2
APPROVED *[Signature]* 4/14/83
OFFICE OF COUNTY ENGINEER

NO CONNECTION FOR THE DISPOSAL OF INDUSTRIAL WASTES
SHALL BE MADE TO SEWERS SHOWN ON THESE DRAWINGS UNTIL
A PERMIT FOR INDUSTRIAL WASTEWATER DISCHARGE HAS BEEN
ISSUED BY THE SANITATION DISTRICTS FOR SAID CONNECTION.

BEFORE BREAKING INTO OR CONSTRUCTION ON A COUNTY
SANITATION DISTRICT SEWER, A PERMIT FOR EXCAVATION AND
INSPECTION SHALL BE NOTIFIED BY PHONE - 942-8609,
638-1161 SO THAT REQUIRED INSPECTION CAN BE MADE.

NOTE
MAINTENANCE OF P.C. NO. 10101 SHALL BE PROVIDED FOR BY
THE CITY OF LOS ANGELES. PERMITS AND INSPECTION OF
MAINLINE AND LATERALS TO BE DONE BY COUNTY FORCES

CITY OF LOS ANGELES

SUBMITTED *[Signature]* 3/1/83 APPROVED *[Signature]* 7/24/83
HARBOR DISTRICT ENGINEER CITY ENGINEER

- ### GENERAL NOTES:
- ELEVATIONS ARE IN FEET ABOVE U.S.C. & G.S. SEA LEVEL DATUM OF 1929
 - NO REVISIONS SHALL BE MADE IN THESE PLANS WITHOUT THE APPROVAL OF THE COUNTY ENGINEER
 - NO REPRESENTATIVE OF THE COUNTY ENGINEER WILL SURVEY OR LAY OUT ANY PORTION OF THE WORK
 - GRADES TO WHICH THIS IMPROVEMENT IS TO BE CONSTRUCTED ARE SHOWN ON PLANS AND PROFILES. GRADE POINTS FOR TOP OF CURBS, CENTER LINE OF STREETS, OR CENTER LINE OF ALLEYS ARE SHOWN BY CIRCLES ON PROFILES AT ALL POINTS BETWEEN DESIGNATED POINTS. THE GRADE SHALL BE ESTABLISHED SO AS TO CONFORM TO A STRAIGHT LINE DRAWN BETWEEN SAID DESIGNATED POINTS
 - THE PRIVATE ENGINEER SHALL FURNISH THE COUNTY ENGINEER WITH GRADE SHEETS AND STATIONING FOR ALL HOUSE LATERALS AND "T" OR "T" BRANCHES AND SHALL PROVIDE STAKES FOR THEM AT THEIR PROPER LOCATIONS WITH STATIONING PLAINLY MARKED. ALL HOUSE LATERALS SHALL BE CONSTRUCTED IN A STRAIGHT ALIGNMENT AT RIGHT ANGLES FROM THE MAIN LINE SEWER EXCEPT AS SHOWN ON THE PLANS. HOUSE LATERALS FROM CHIMNEYS SHALL NOT HAVE AN ANGLE OF LESS THAN 45° WITH THE MAIN LINE SEWER. ANY CHANGE IN ALIGNMENT SHALL BE REQUESTED IN WRITING BY THE PRIVATE ENGINEER.
 - THE PRIVATE ENGINEER SHALL FURNISH THE HOUSE LATERAL DEPTH AT THE PROPERTY LINE BELOW THE TOP OF CURB ELEVATION FOR EACH HOUSE LATERAL ON THE GRADE SHEET.
 - BEFORE WORK CAN BE STARTED, THE CONTRACTOR MUST OBTAIN A PERMIT TO EXCAVATE IN COUNTY STREETS FROM THE L.A. COUNTY ROAD DEPT. DISTRICT OFFICE NO. 1 AND PAY A FEE TO THE COUNTY ENGINEER, 300 S. VERMONT AVENUE, LOS ANGELES, CA 90004, TO COVER THE COST OF CONSTRUCTION INSPECTION AND RECORD PLANS.
 - IF WORK IS TO BE DONE IN A STATE HIGHWAY, A PERMIT MUST BE OBTAINED FROM THE STATE OF CALIFORNIA, DIVISION OF HIGHWAYS, 130 SOUTH SPRING STREET, LOS ANGELES, CA 90012.
 - APPROVAL OF THIS PLAN BY THE COUNTY OF LOS ANGELES DOES NOT CONSTITUTE A REPRESENTATION AS TO THE ACCURACY OF THE LOCATION OR THE EXISTENCE OR NON-EXISTENCE OF ANY UNDERGROUND UTILITY PIPE, OR STRUCTURE WITHIN THE LIMITS OF THIS PROJECT. THIS NOTE APPLIES TO ALL PAGES.
 - REFER TO SECTION 7.16.4.1 OF THE STANDARD SPECIFICATIONS, REGARDING SAFETY ORDERS.
 - PRIOR TO THE ISSUANCE OF THE REQUIRED SEWER CONSTRUCTION PERMIT, THE CONTRACTOR SHALL OBTAIN AND FILE WITH THE COUNTY ENGINEER COPIES OF A PERMIT TO EXCAVATE IN COUNTY STREETS FROM THE LOS ANGELES COUNTY ROAD DEPARTMENT. A PERMIT FOR EXCAVATION AND THE RULES FROM THE STATE OF CALIFORNIA, DIVISION OF INDUSTRIAL SAFETY AND A CERTIFICATE OF WORKERS COMPENSATION INSURANCE WITH THE DEPARTMENT OF COUNTY ENGINEER, 300 SOUTH VERMONT, RM. 408, LOS ANGELES, CALIFORNIA 90004, NAMED AS THE CERTIFICATE HOLDER TO BE NOTIFIED 30 DAYS PRIOR TO CANCELLATION OF POLICY.

- ### CONSTRUCTION NOTES:
- WORK SHALL BE CONSTRUCTED ACCORDING TO THE STANDARD SPECIFICATIONS FOR PUBLIC WORKS CONSTRUCTION (1982 EDITION WITH SUPPLEMENTS) AND COUNTY ENGINEER SPECIAL PROVISIONS FOR THE CONSTRUCTION OF SANITARY SEWERS DATED 2/27/82 AND SHALL BE PROSECUTED ONLY IN THE PRESENCE OF THE COUNTY ENGINEER.
 - THE CONTRACTOR SHALL NOTIFY THE ENVIRONMENTAL DEVELOPMENT DIVISION BY TELEPHONE, 798-2156, AT LEAST TWENTY-FOUR HOURS BEFORE STARTING ANY WORK UNDER THIS CONTRACT.
 - HOUSE LATERALS TO BE CONSTRUCTED WITH INVERTS AT PROPERTY LINE 8 FEET BELOW CURB GRADE EXCEPT AS NOTED.
 - WYE OR TEE BRANCHES MAY BE USED FOR CONNECTIONS TO MAINLINE SEWERS EXCEPT AS NOTED.
 - ALL STRUCTURES SHALL BE EITHER BRICK MANHOLES PER 3 OR PRECAST CONCRETE MANHOLES PER 3-3M, EXCEPT AS NOTED.
 - PROVIDE STAKES ON THE PROPERTY LINE OR PROPERTY LINES PRODUCED AT RIGHT ANGLES TO THE SEWER LINE AT THE CENTER LINE OF EACH MANHOLE.
 - MANHOLE TOPS IN UNIMPROVED RIGHTS OF WAY TO BE SIX INCHES ABOVE FINISHED GRADE.
 - WITRIFIED CLAY PIPE JOINTS SHALL BE TYPE "D" OR "D" OR "D" PER STANDARD SPECIFICATIONS SECTION 208.2.
 - IF A POWER POLE IS WITHIN THREE FEET OF THE SEWER, THE SEWER SHALL BE ENCASED, PER 5-23 CASE II, TWO FEET ON EACH SIDE FROM THE POINT OF INTERFERENCE.
 - IF DURING THE COURSE OF CONSTRUCTION IT IS DETERMINED THAT THERE IS LESS THAN FOUR FEET OF COVER OVER THE TOP OF A MAIN LINE OR HOUSE LATERAL SEWER WHICH IS NOT INDICATED ON THE PLANS, THE PIPE SHALL BE ENCASED PER 5-23 CASE II UNLESS OTHERWISE APPROVED BY THE COUNTY ENGINEER.
 - ALL JOINTS BETWEEN CAST IRON PIPE AND WITRIFIED CLAY PIPE SHALL BE MADE WITH A RUBBER SLEEVE JOINT, TYPE "D" OR "D" (WITH RISHING IF NECESSARY) PER STANDARD SPECIFICATIONS SECTION 208.2.
 - SEWERS TO BE TESTED FOR LEAKAGE PER SECTION 208.1.4 OF THE STANDARD SPECIFICATIONS AND SPECIAL PROVISIONS.
 - REINFORCE ALL TRENCHES WITHIN PAVED AREAS TO MEET L.A. COUNTY ROAD DEPT. OR CALIFORNIA STATE HIGHWAY REQUIREMENTS IN ACCORDANCE WITH PERMITS.
 - FULL COMPLIANCE WITH SECTION 208.1.3.5 OF THE SPECIAL PROVISIONS WILL BE REQUIRED FOR BACKFILL IN STREETS. CERTIFICATION OF BACKFILL COMPACTNESS AND SAND EQUIVALENTS BY A QUALIFIED, REGISTERED TESTING LABORATORY SHALL BE PROVIDED BY THE PERMITTEE PRIOR TO THE ISSUANCE OF A CERTIFICATE OF PARTIAL ACCEPTANCE.
 - SPECIAL BACKFILL IN EASEMENT CONSTRUCTION (A) BACKFILL TRENCH AND REPLACE OTHER EARTH SO AS TO ACHIEVE THE NATURAL OR FINISHED GRADE AND SLOPES SHOWN ON THE GRADING PLAN APPROVED FOR THIS DEVELOPMENT BY THE BUILDING AND SAFETY DIVISION. (B) ALL BACKFILL EARTH REPLACED SHALL BE COMPACTED TO A MINIMUM OF 90% MAXIMUM DENSITY PER A.S.T.M. METHOD OF TEST D6937 AS MODIFIED. ACCEPTABLE CERTIFICATION OF SUCH COMPACTION SHALL BE SUBMITTED TO THE ENVIRONMENTAL DEVELOPMENT DIVISION.

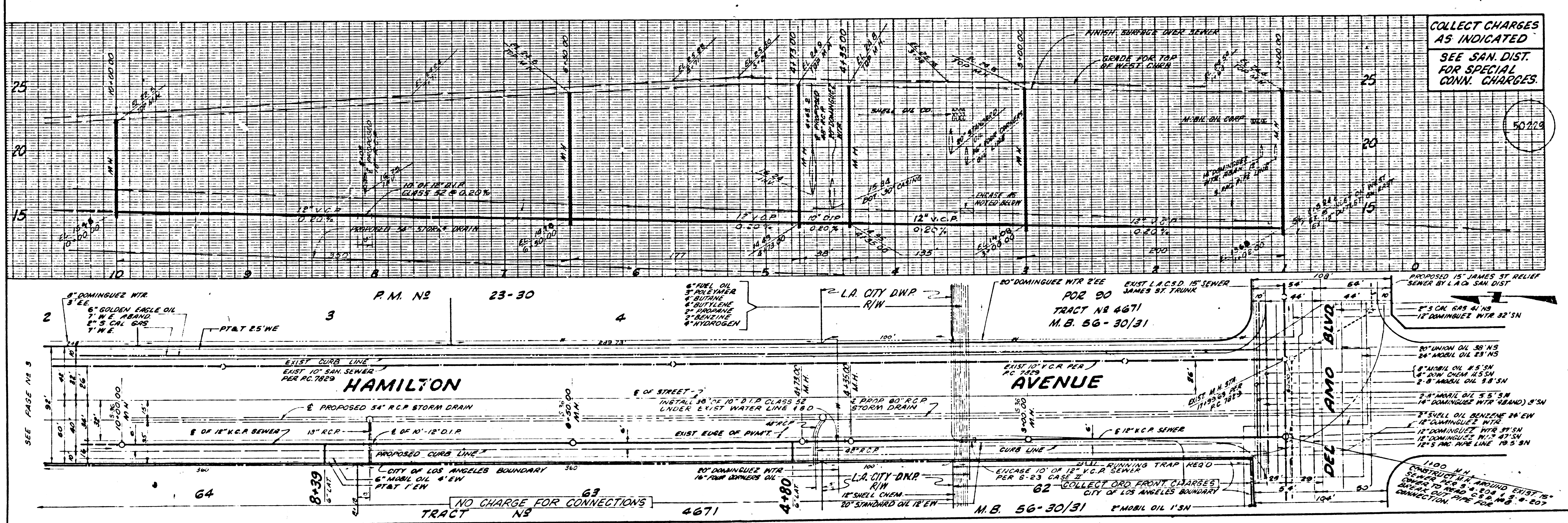
THE FOLLOWING LATEST REVISED STANDARD PLANS ON FILE IN THE OFFICE OF THE COUNTY ENGINEER SHALL APPLY IN THE CONSTRUCTION OF THIS PROJECT.

LEGEND	51
MINIMUM PUBLIC SAFETY REQUIREMENTS	53
BRICK MANHOLE	53
STANDARD MANHOLE STOP	53
SEWING FOR STEEL PIPE	53
ENCASING AND INCASEMENT	53
WYE OR TEE SUPPORT	53
ALLOWABLE TRENCH WIDTHS	53
NON REINFORCED PRECAST CONCRETE MANHOLE	53
PRECAST CONCRETE 3'-0" D.I.P. MANHOLE	53
RECTANGULAR MANHOLE FRAMES & COVERS	53

IN ADDITION THE FOLLOWING COUNTY SANITATION DISTRICT STD. AND LOS ANGELES CITY STD. SHALL APPLY TO THE CONSTRUCTION OF THIS PROJECT.

STANDARD MANHOLE STOP	53
SEWING FOR STEEL PIPE	53
ENCASING AND INCASEMENT	53
WYE OR TEE SUPPORT	53
ALLOWABLE TRENCH WIDTHS	53

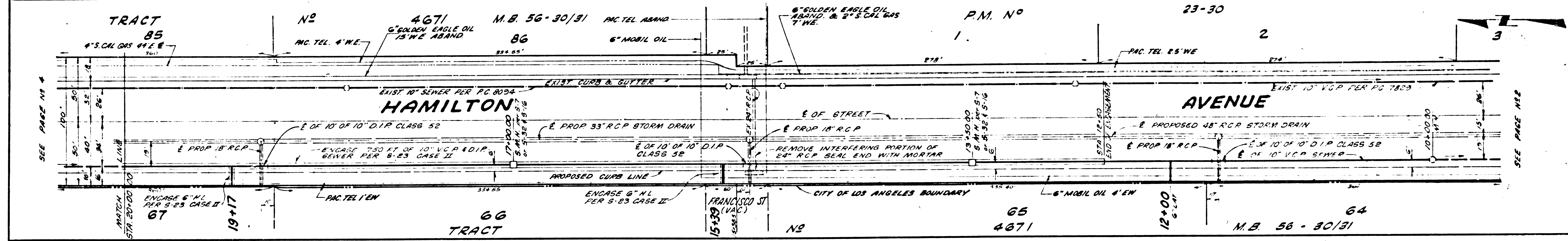
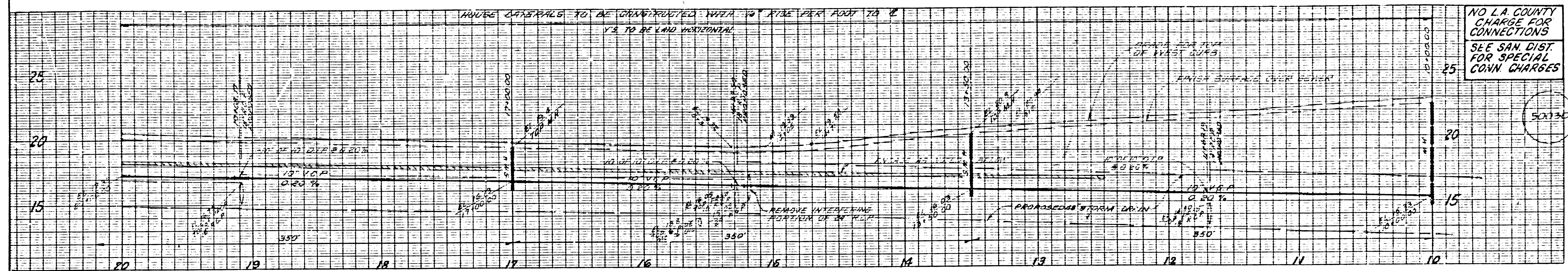
COUNTY OF LOS ANGELES, CALIFORNIA
STEPHEN J. KOONCE, COUNTY ENGINEER WALTER E. GARRISON, CHIEF ENGINEER
APPROVED *[Signature]* 5-8-83 APPROVED *[Signature]* 7-8-83
DATE DATE
CHECKED *[Signature]* 7/7/83 DATE
REG. C.E. NO. 16993
LONITH BLDG. DIST. 12



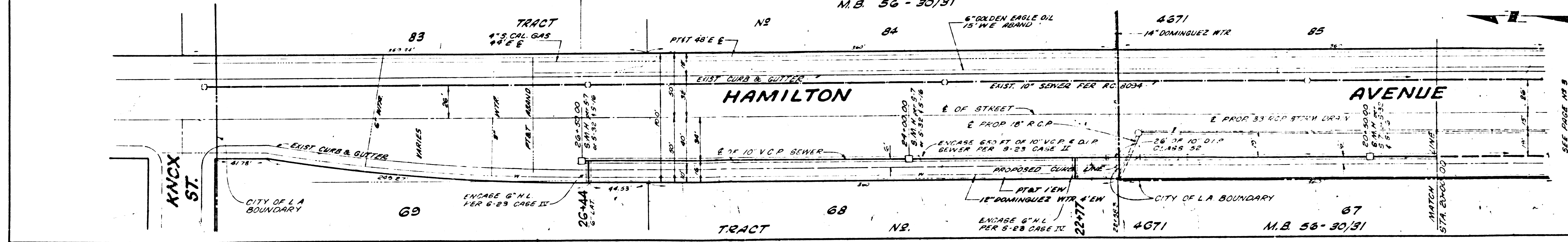
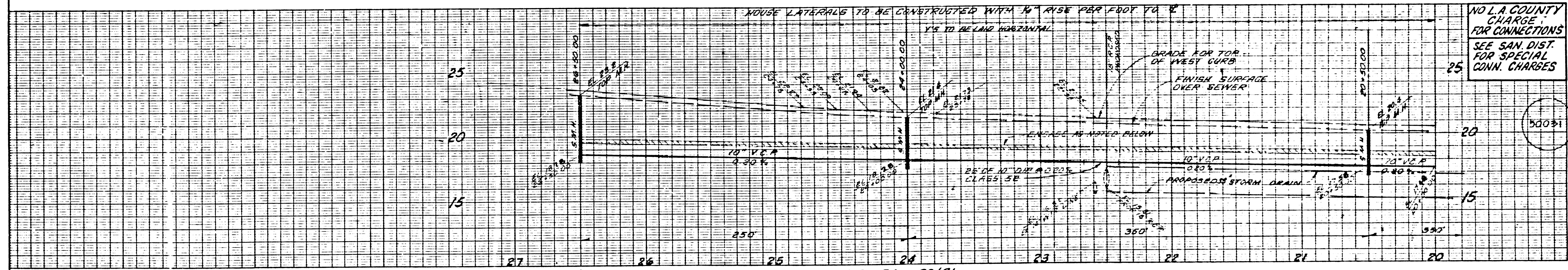
COLLECT CHARGES AS INDICATED
SEE SAN. DIST. FOR SPECIAL CONN. CHARGES.

50228

NO L.A. COUNTY CHARGE FOR CONNECTIONS SEE SAN. DIST. FOR SPECIAL CONN. CHARGES



NO L.A. COUNTY CHARGE FOR CONNECTIONS SEE SAN. DIST. FOR SPECIAL CONN. CHARGES



5

10101 29