B.M. CB 3911 ELEV. 825.55
L&T IN E. END CB 44 FT. S. & 26 FT. W. E/L. INT. GRAND AVE. + DIAMOND BAR BLVD. (MKD. BM C-12)

OTTERBEIN QUAD. 1975

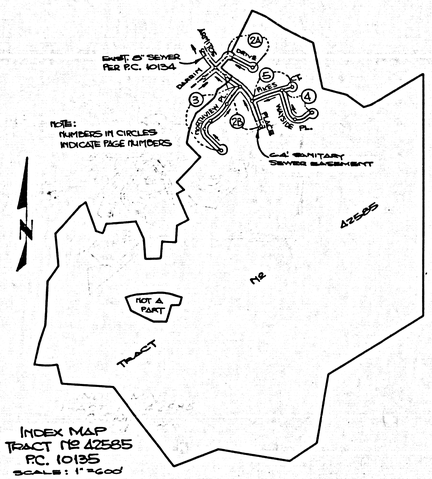

INDEX MAP
TRACT Nº 42585
P.C. 10135
SCALE: 1" = 600'

PRIVATE ENGINEERS NOTICE TO CONTRACTORS

The existence and location of any underground utility pipes or structures shown on these plans are obtained by search of the available records. To the best of our knowledge there are no existing utilities except as shown on these plans. The contractor is required to take due precautionary measures to protect the utility lines shown and any other lines not of record or not shown on these plans.

Registered Engineer R.C.E. 19233

NOTE: LOTS 47 & 48 SERVED BY EXIST. SEWER - P.C. 10134 PAGE 4B.

NO CONNECTION FOR THE DISPOSAL OF INDUSTRIAL WASTES SHALL BE MADE TO SEWERS SHOWN ON THESE DRAWINGS UNTIL A PERMIT FOR INDUSTRIAL WASTEWATER DISCHARGE HAS BEEN ISSUED BY THE SANITATION DISTRICTS FOR SAID CONNECTION.

BEFORE BREAKING INTO OR CONSTRUCTION ON A COUNTY SANITATION DISTRICT SEWERAND PRIOR TO FINAL ACCEPTANCE OF THE PROJECT, SANITATION DISTRICT INSPECTOR SHALL BE NOTIFIED BY PHONE - 962-8405, [illegible]-50 THAT REQUIRED INSPECTION CAN BE MADE.

CONSTRUCTION NOTES CONT'D.

16. FULL COMPLIANCE WITH PART IX OF THE SPECIAL PROVISIONS IS REQUIRED FOR THE INSTALLATION OF A.B.S. COMPOSITE PIPE.
17. MANHOLE WATER STOP BASKETS & CLAMPS ARE REQUIRED FOR THE CONNECTION OF A.B.S. COMPOSITE PIPE TO MANHOLE STRUCTURES.
18. A.B.S. SOLID WALL PIPE MUST BE USED FOR WYE & HOUSE LATERAL CONNECTIONS TO A.B.S. COMPOSITE MAINLINE SEWER PIPE.
19. A.B.S. COMPOSITE PIPE SHALL BE BEDDED IN CONFORMANCE WITH THE TABLE IN SECTION 8-3.1 OF PART IX OF THE SPECIAL PROVISIONS.
20. PIPE DEFLECTION FITTINGS ARE REQUIRED FOR RADIUS OF CURVATURE LESS THAN 360 FEET WHEN USING 8" A.B.S.C.P.
21. NO CONNECTIONS FOR DISPOSAL OF INDUSTRIAL WASTE IS ALLOWED IF A.B.S. COMPOSITE PIPE IS USED.
22. SEWER LINE CURVATURE SHALL NOT BE ACHIEVED BY PULLING OF JOINTS OR BEVELING PIPE ENDS WHEN USING PLASTIC PIPE INCLUDING A.B.S. COMPOSITE PIPE.

NOTE: ISSUE NO H.C. PERMITS UNTIL P.C. 10134 IS ACCEPTED

GENERAL NOTES — DOUBLE SCALE

1. ELEVATIONS ARE IN FEET ABOVE U.S.C.&G.S. MSL LEVEL DATUM OF 1929
2. NO REVISIONS SHALL BE MADE IN THESE PLANS WITHOUT THE APPROVAL OF THE COUNTY ENGINEER.
3. NO REPRESENTATIVE OF THE COUNTY ENGINEER WILL SURVEY OR LAY OUT ANY PORTION OF THE WORK.
4. GRADES TO WHICH THIS IMPROVEMENT IS TO BE CONSTRUCTED ARE SHOWN ON PLANS AND PROFILES. GRADE POINTS FOR TOP OF CURBS, CENTER LINE OF STREETS, OR CENTER LINE OF ALLEYS ARE SHOWN BY CIRCLES ON PROFILES. AT ALL POINTS BETWEEN DESIGNATED POINTS THE GRADE SHALL BE ESTABLISHED SO AS TO CONFORM TO A STRAIGHT LINE GRADIENT BETWEEN SAID DESIGNATED POINTS.
5. THE PRIVATE ENGINEER SHALL FURNISH THE COUNTY ENGINEER WITH GRADE SHEETS AND STATIONING FOR ALL HOUSE LATERALS AND "T" OR "Y" BRANCHES AND SHALL PROVIDE STAKES FOR THEM AT THEIR PROPER LOCATIONS WITH STATIONING PLAINLY MARKED. ALL HOUSE LATERALS SHALL BE CONSTRUCTED IN A STRAIGHT ALIGNMENT AT RIGHT ANGLES FROM THE MAIN LINE SEWER EXCEPT AS SHOWN ON THE PLANS. HOUSE LATERALS FROM CHIMNEYS SHALL NOT HAVE AN ANGLE OF LESS THAN 45° WITH THE MAIN LINE SEWER. ANY CHANGE IN ALIGNMENT SHALL BE REQUESTED IN WRITING BY THE PRIVATE ENGINEER.
6. THE PRIVATE ENGINEER SHALL FURNISH THE HOUSE LATERAL DEPTH AT THE PROPERTY LINE BELOW THE TOP OF CURB ELEVATION FOR EACH HOUSE LATERAL ON THE GRADE SHEET.
7. BEFORE WORK CAN BE STARTED, THE CONTRACTOR MUST OBTAIN A PERMIT TO EXCAVATE IN COUNTY STREETS FROM THE L.A. COUNTY ROAD DEPT., DISTRICT OFFICE NO. _____, AND PAY A FEE TO THE COUNTY ENGINEER, 900 S. VERMONT AVENUE, LOS ANGELES, CA 90020, TO COVER THE COST OF CONSTRUCTION INSPECTION AND RECORD PLANS.
8. IF WORK IS TO BE DONE IN A STATE HIGHWAY, A PERMIT MUST BE OBTAINED FROM THE STATE OF CALIFORNIA, DIVISION OF HIGHWAYS, 120 SOUTH SPRING STREET, LOS ANGELES, CALIFORNIA.
9. APPROVAL OF THIS PLAN BY THE COUNTY OF LOS ANGELES DOES NOT CONSTITUTE A REPRESENTATION AS TO THE ACCURACY OF THE LOCATION OF OR ON THE EXISTENCE OR NON-EXISTENCE OF ANY UNDERGROUND UTILITY PIPE, OR STRUCTURE WITHIN THE LIMITS OF THIS PROJECT. THIS NOTE APPLIES TO ALL PAGES.
10. REFER TO SECTION 7.16.4.1 OF THE STANDARD SPECIFICATIONS, REGARDING SAFETY ORDERS.
11. PRIOR TO THE ISSUANCE OF THE REQUIRED SEWER CONSTRUCTION PERMIT, THE CONTRACTOR SHALL OBTAIN AND FILE WITH THE COUNTY ENGINEER COPIES OF A PERMIT TO EXCAVATE IN COUNTY STREETS FROM THE LOS ANGELES COUNTY ROAD DEPARTMENT, A PERMIT FOR EXCAVATIONS AND TRENCHES FROM THE STATE OF CALIFORNIA, DIVISION OF INDUSTRIAL SAFETY AND A CERTIFICATE OF WORKERS COMPENSATION INSURANCE WITH THE DEPARTMENT OF COUNTY ENGINEER, 900 SOUTH VERMONT, PAL 409, LOS ANGELES, CALIFORNIA 90020, NAMED AS THE CERTIFICATE HOLDER TO BE NOTIFIED 30 DAYS PRIOR TO CANCELLATION OF POLICY.

CONSTRUCTION NOTES:

1. WORK SHALL BE CONSTRUCTED ACCORDING TO THE STANDARD SPECIFICATIONS FOR PUBLIC WORKS CONSTRUCTION (1968 EDITION) w/ 1973 SUPPLEMENTS) AND COUNTY ENGINEER SPECIAL PROVISIONS FOR THE CONSTRUCTION OF SANITARY SEWERS DATED Sept. 21, 1976 AND SHALL BE PROSECUTED ONLY IN THE PRESENCE OF THE COUNTY ENGINEER.
2. THE CONTRACTOR SHALL NOTIFY THE ENVIRONMENTAL DEVELOPMENT DIVISION BY TELEPHONE, 738-2108, AT LEAST TWENTY-FOUR HOURS BEFORE STARTING ANY WORK UNDER THIS CONTRACT.
3. HOUSE LATERALS TO BE CONSTRUCTED WITH INVERTS AT PROPERTY LINE 6 FEET BELOW CURB GRADE EXCEPT AS NOTED.
4. WYE OR TEE BRANCHES MAY BE USED FOR CONNECTIONS TO MAINLINE SEWERS EXCEPT AS NOTED.
4.A. WYE BRANCHES ONLY MAY BE USED FOR CONNECTIONS TO MAINLINE SEWERS IF A.B.S.C.P. IS USED.
5. ALL STRUCTURES SHALL BE EITHER BRICK MANHOLES PER S-3 OR PRECAST CONCRETE MANHOLES PER S-30, EXCEPT AS NOTED.
6. PROVIDE STAKES ON THE PROPERTY LINE OR PROPERTY LINES PRODUCED AT RIGHT ANGLES TO THE SEWER LINE AT THE CLINTER LINE OF EACH MANHOLE.
7. MANHOLE TOPS IN UNIMPROVED RIGHTS OF WAY TO BE SIX INCHES ABOVE FINISHED GRADE.
8. VITRIFIED CLAY PIPE JOINTS SHALL BE TYPE "O" OR "B" PER STANDARD SPECIFICATIONS SECTION 306-3.
9. IF A POWER POLE IS WITHIN THREE FEET OF THE SEWER, THE SEWER SHALL BE ENCASED, PER S-23, CASE II, TWO FEET ON EACH SIDE FROM THE POINT OF INTERFERENCE.
10. IF DURING THE COURSE OF CONSTRUCTION IT IS DETERMINED THAT THERE IS LESS THAN FOUR FEET OF COVER OVER THE TOP OF A MAIN LINE OR HOUSE LATERAL SEWER WHICH IS NOT INDICATED ON THE PLANS, THE PIPE SHALL BE ENCASED PER S-23, CASE II UNLESS OTHERWISE APPROVED BY THE COUNTY ENGINEER.
11. ALL JOINTS BETWEEN CAST IRON PIPE AND VITRIFIED CLAY PIPE SHALL BE MADE WITH A RUBBER SLEEVE JOINT, TYPE "O" OR "D", (WITH BUSHING IF NECESSARY) PER STANDARD SPECIFICATIONS, SECTION 306-3.
11A. ALL JOINTS BETWEEN CAST IRON PIPE & A.B.S. C.P. SHALL BE MADE WITH APPROVED FITTINGS.
12. SEWERS TO BE TESTED FOR LEAKAGE PER SECTION 306-1.4 OF THE STANDARD SPECIFICATIONS AND SPECIAL PROVISIONS.
13. RESURFACE ALL TRENCHES WITHIN PAVED AREAS TO MEET L.A. COUNTY ROAD DEPT. OR CALIFORNIA STATE HIGHWAY REQUIREMENTS IN ACCORDANCE WITH PERMITS.
14. FULL COMPLIANCE WITH SECTION 306-1.5.5 OF THE SPECIAL PROVISIONS WILL BE REQUIRED FOR BACKFILL IN STREETS. CERTIFICATION OF BACKFILL COMPACTION AND SAND EQUIVALENTS BY A QUALIFIED, REGISTERED TESTING LABORATORY SHALL BE PROVIDED BY THE PERMITTEE PRIOR TO THE ISSUANCE OF A CERTIFICATE OF PARTIAL ACCEPTANCE.
15. SPECIAL BACKFILL IN EASEMENT CONSTRUCTION: (A) BACKFILL TRENCH AND REPLACE OTHER EARTH SO AS TO ACHIEVE THE NATURAL OR FINISHED GRADES AND SLOPES SHOWN ON THE GRADING PLAN APPROVED FOR THIS DEVELOPMENT BY THE BUILDING AND SAFETY DIVISION. (B) ALL BACKFILL AND EARTH REPLACED SHALL BE COMPACTED TO A MINIMUM OF 90% OF MAXIMUM DENSITY PER A.S.T.M. STD. METHOD OF TEST D698.57 AS MODIFIED. ACCEPTABLE CERTIFICATION OF SUCH COMPACTION SHALL BE SUBMITTED TO THE ENVIRONMENTAL DEVELOPMENT DIVISION.

PROFILE, ALIGNMENT AND GRADE OF

PAGE 1

SANITARY SEWERS

TO BE CONSTRUCTED IN

TRACT Nº 42585

PRIVATE CONTRACT NO. 10135

50876

W.S. 39-02

3 SHEETS; 5 PAGES

SCALE: VERT. 1"=5' HORIZ. 1"=50'

APRIL, 1983

PREPARED IN THE OFFICES OF

LIND & HILLTRUD INC.
2065 HUNTINGTON DRIVE.
SAN MARINO CA 91108

BY: _____ REG. C. E. No. 19233

THE FOLLOWING LATEST REVISED STANDARD PLANS ON FILE IN THE OFFICE OF THE COUNTY ENGINEER SHALL APPLY IN THE CONSTRUCTION OF THIS PROJECT:

LINING	S-1
MINIMUM PUBLIC SAFETY REQUIREMENTS	S-2
BRICK MANHOLE	S-3
STANDARD MANHOLE STEP	S-17
BEDDING FOR SEWER PIPE	S-21
CRADLING AND ENCASEMENT	S-23
WYE OR TEE SUPPORT	S-26
ALLOWABLE TRENCH WIDTHS	S-28
HOODED MANHOLE FRAME AND COVER	S-30
NON-REINFORCED PRECAST CONCRETE MANHOLE	S-30
BEDDING REQUIREMENTS FOR PLASTIC PIPE	S-31A
SPECIAL HOUSE LATERAL CONSTRUCTION	S-25

COUNTY OF LOS ANGELES, CALIFORNIA

STEPHEN J. KOONCE, COUNTY ENGINEER — WALTER E. GARRISON, CHIEF ENGINEER

APPROVED Lionel K. Miller 4/26/83
SAN DIMAS REGIONAL ENGINEER DATE

CHECKED Ralph David Smith 4/26/83
DATE

RDS. C.E. NO. 16833

CO. SAN DIST. NO. 21

APPROVED Walter E. Garrison 4/26/83
PSD/CE OFFICE ENGINEER

SAN DIMAS BLDG. DIST. 10.00

P. C. 10135 PAGE 2

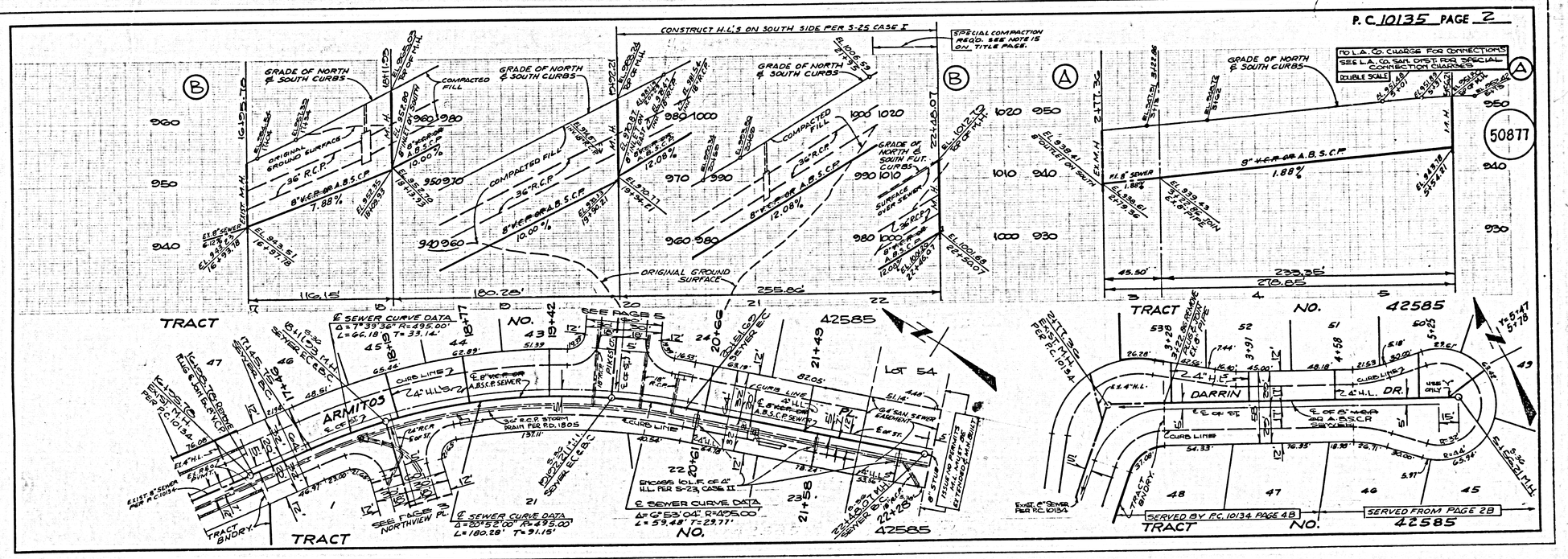

L.A. COUNTY SEWER SHEET NO. 1 SOUTHERN CALIFORNIA BLUEPRINT CO.

P.C. 10132

TRACT NO. 42585

P.C. 10132 NO. 42582 TRACT

P.C.10135 PAGE 3

NO L.A. COUNTY CHARGE FOR CONNECTIONS
SEE SAN. DIST. FOR SPECIAL CONNECTION CHARGES
DOUBLE SCALE

50878

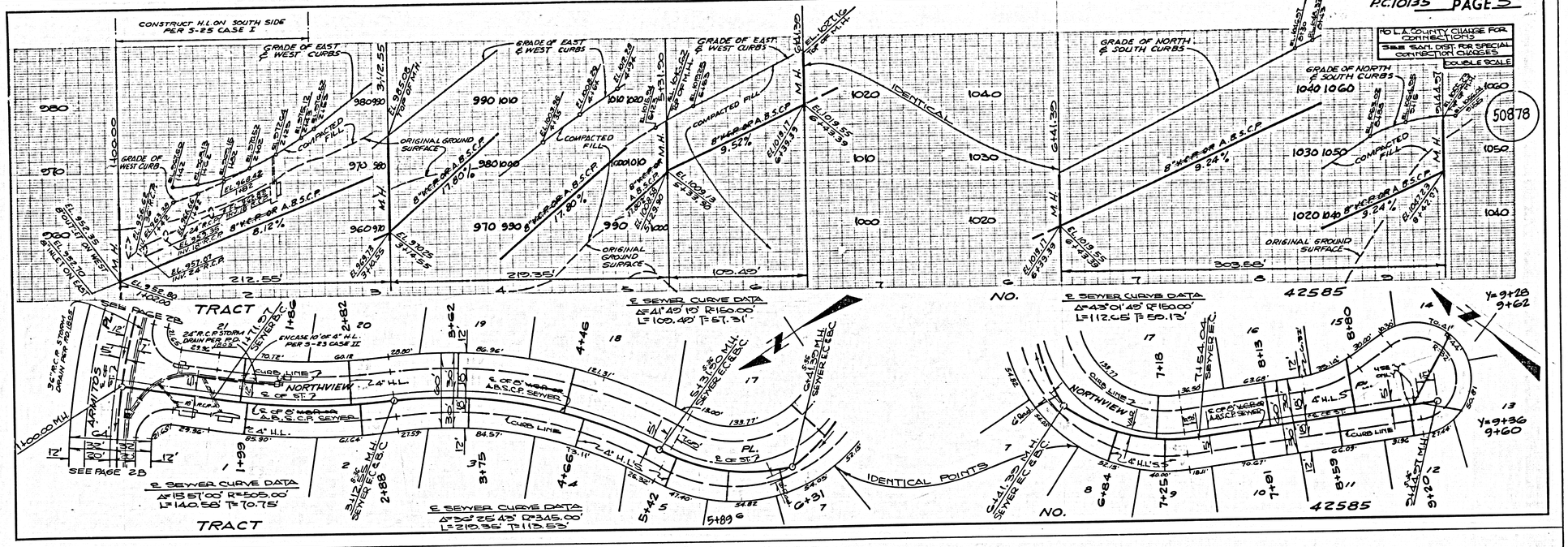

P.C.10135 PAGE 4

NO L.A. COUNTY CHARGE FOR CONNECTIONS
SEE SAN. DIST. FOR SPECIAL CONNECTION CHARGES
DOUBLE SCALE

50879

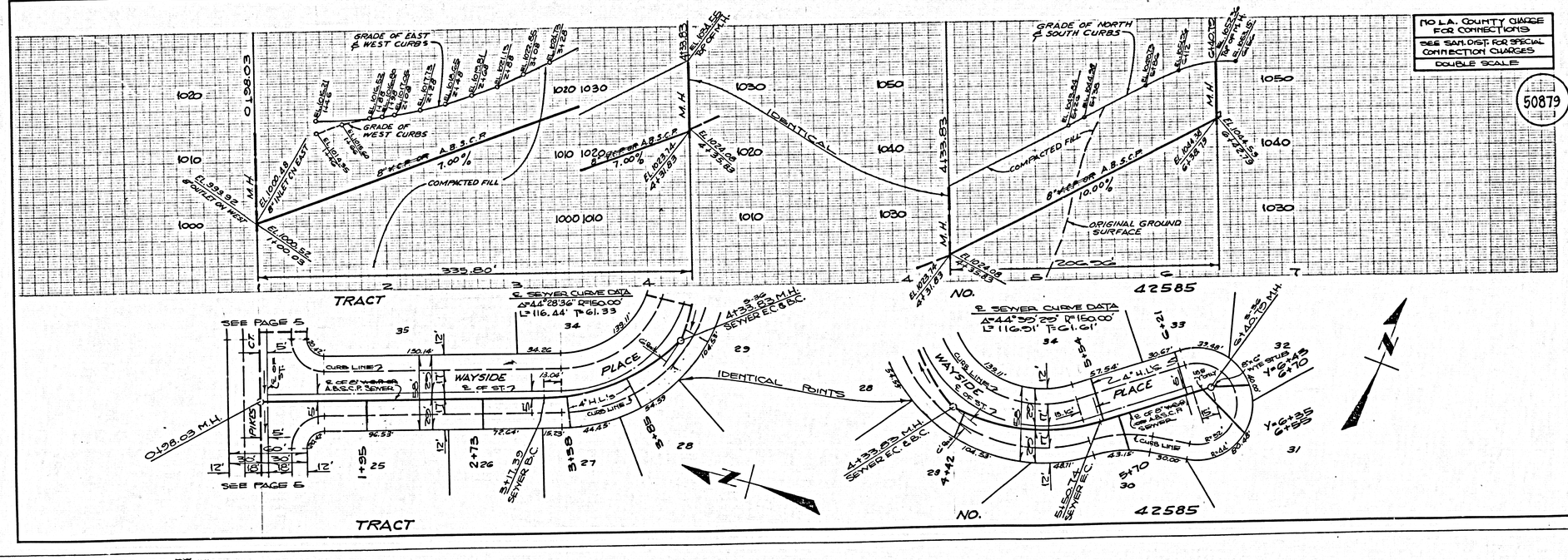

L.A. COUNTY SEWER SHEET NO. 5 SOUTHERN CALIFORNIA BLUEPRINT CO. 10-61

P.C. 10135 PAGE 5

NO L.A. COUNTY CHARGE FOR CONNECTIONS

SEE SAN. DIST. FOR SPECIAL CONNECTION CHARGES

DOUBLE SCALES

50880

PAGE

L.A. COUNTY SEWER SHEET NO. 2 SOUTHERN CALIFORNIA BLUEPRINT CO. 10-61

TRACT NO. 42585

P.C. 10135