B.M. CL 5003 ELEV. 1605.585
RDBM TAG IN N'LY CB 4' W'LY BCR @ NW'LY COR SOLEDAD CN RD & FLOWERPARK DR 42' NO & 48' W S/L MTX
NEWHALL QUAD. 1978

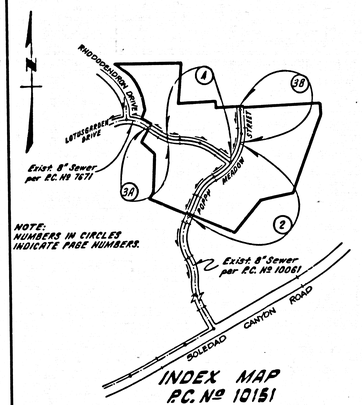

INDEX MAP
P.C. No 10151
Scale: 1" = 600'
TRACT No 36219

Double Scale

CONSTRUCTION NOTES: (CONT)

16. WYE BRANCHES ONLY MAY BE USED FOR CONNECTIONS TO MAIN LINE SEWER IF A.B.S.C.P IS USED.
17. ALL JOINTS BETWEEN CAST IRON PIPE AND A.B.S.C.P SHALL BE MADE WITH APPROVED FITTINGS.
18. FULL COMPLIANCE WITH PART III OF THE SPECIAL PROVISIONS IS REQUIRED FOR THE INSTALLATION OF A.B.S. COMPOSITE PIPE.
19. MANHOLE INSTEP STEP BRACKETS AND CLAMPS ARE REQUIRED FOR THE CONNECTION OF A.B.S. COMPOSITE PIPE TO MANHOLE STRUCTURES.
20. A.B.S. SOLID WALL PIPE MUST BE USED FOR WYE AND HOUSE LATERAL CONNECTIONS TO A.B.S. COMPOSITE MAINLINE SEWER PIPE.
21. 8 DEGREE DEFLECTION COUPLERS SHALL BE USED TO ACCOMPLISH BASINS OF CURVATURE LESS THAN 300'.
22. A.B.S COMPOSITE PIPE SHALL BE BEDDED IN CONFORMANCE WITH THE TABLE IN SECTION 5-5.1 OF PART III OF SPECIAL PROVISIONS.

NO CONNECTION FOR THE DISPOSAL OF INDUSTRIAL WASTES SHALL BE MADE TO SEWERS SHOWN ON THESE DRAWINGS UNTIL A PERMIT FOR INDUSTRIAL WASTEWATER DISCHARGE HAS BEEN ISSUED BY THE SANITATION DISTRICTS FOR SAID CONNECTION.

BEFORE BREAKING INTO OR CONSTRUCTION ON A COUNTY SANITATION DISTRICT SEWERAGE PRIOR TO FINAL ACCEPTANCE OF THE PROJECT, SANITATION DISTRICT INSPECTOR SHALL BE NOTIFIED BY PHONE - 962-8825, ~~686-8080~~ SO THAT REQUIRED INSPECTION CAN BE MADE.

GENERAL NOTES:

1. ELEVATIONS ARE IN FEET ABOVE U.S.C. & G.S. SEA LEVEL DATUM OF 1929.
2. NO REVISIONS SHALL BE MADE IN THESE PLANS WITHOUT THE APPROVAL OF THE COUNTY ENGINEER.
3. NO REPRESENTATIVE OF THE COUNTY ENGINEER WILL SURVEY OR LAY OUT ANY PORTION OF THE WORK.
4. GRADES TO WHICH THIS IMPROVEMENT IS TO BE CONSTRUCTED ARE SHOWN ON PLANS AND PROFILES. GRADE POINTS FOR TOP OF CURBS, CENTER LINE OF STREETS, OR CENTER LINE OF ALLEYS ARE SHOWN BY CIRCLES ON PROFILES. AT ALL POINTS BETWEEN DESIGNATED POINTS THE GRADE SHALL BE ESTABLISHED SO AS TO CONFORM TO A STRAIGHT LINE DRAWN BETWEEN SAID DESIGNATED POINTS.
5. THE PRIVATE ENGINEER SHALL FURNISH THE COUNTY ENGINEER WITH GRADE SHEETS AND STATIONING FOR ALL HOUSE LATERALS AND "Y" OR "T" BRANCHES AND SHALL PROVIDE STAKES FOR THEM AT THEIR PROPER LOCATIONS WITH STATIONING PLAINLY MARKED. ALL HOUSE LATERALS SHALL BE CONSTRUCTED IN A STRAIGHT ALIGNMENT AT RIGHT ANGLES FROM THE MAIN LINE SEWER! UCEPT AS SHOWN ON THE PLANS. HOUSE LATERALS FROM CHIMNEYS SHALL NOT HAVE AN ANGLE OF LESS THAN 45° WITH THE MAIN LINE SEWER. ANY CHANGE IN ALIGNMENT SHALL BE REQUESTED IN WRITING BY THE PRIVATE ENGINEER.
6. THE PRIVATE ENGINEER SHALL FURNISH THE HOUSE LATERAL DEPTH AT THE PROPERTY LINE BELOW THE TOP OF CURB ELEVATION FOR EACH HOUSE LATERAL ON THE GRADE SHEET.
7. BEFORE WORK CAN BE STARTED, THE CONTRACTOR MUST OBTAIN A PERMIT TO EXCAVATE IN COUNTY STREETS FROM THE L.A. COUNTY ROAD DEPT., DISTRICT OFFICE NO. 5 AND PAY A FEE TO THE COUNTY ENGINEER, 500 S. VERMONT AVENUE, LOS ANGELES, CA 90020, TO COVER THE COST OF CONSTRUCTION INSPECTION AND RECORD PLANS.
8. IF WORK IS TO BE DONE IN A STATE HIGHWAY, A PERMIT MUST BE OBTAINED FROM THE STATE OF CALIFORNIA, DIVISION OF HIGHWAYS, 139 SOUTH SPRING STREET, LOS ANGELES, CALIFORNIA.
9. APPROVAL OF THIS PLAN BY THE COUNTY OF LOS ANGELES DOES NOT CONSTITUTE A REPRESENTATION AS TO THE ACCURACY OF THE LOCATION OF OR THE EXISTENCE OR NON-EXISTENCE OF ANY UNDERGROUND UTILITY PIPE, OR STRUCTURE WITHIN THE LIMITS OF THIS PROJECT. THIS NOTE APPLIES TO ALL PAGES.
10. REFER TO SECTION 7.16.1 OF THE STANDARD SPECIFICATIONS, REGARDING SAFETY ORDERS.
11. PRIOR TO THE ISSUANCE OF THE REQUIRED SEWER CONSTRUCTION PERMIT, THE CONTRACTOR SHALL OBTAIN AND FILE WITH THE COUNTY ENGINEER COPIES OF A PERMIT TO EXCAVATE IN COUNTY STREETS FROM THE LOS ANGELES COUNTY ROAD DEPARTMENT, A PERMIT FOR EXCAVATIONS AND TRENCHES FROM THE STATE OF CALIFORNIA, DIVISION OF INDUSTRIAL SAFETY AND A CERTIFICATE OF WORKER'S COMPENSATION INSURANCE WITH THE DEPARTMENT OF COUNTY ENGINEER, 500 SOUTH VERMONT, RM. 400, LOS ANGELES, CALIFORNIA 90020, NAMED AS THE CERTIFICATE HOLDER TO BE NOTIFIED 30 DAYS PRIOR TO CANCELLATION OF POLICY.

CONSTRUCTION NOTES:

1. WORK SHALL BE CONSTRUCTED ACCORDING TO THE STANDARD SPECIFICATIONS FOR PUBLIC WORKS CONSTRUCTION (1982 EDITION WITH 1985 SUPPLEMENT) AND COUNTY ENGINEER SPECIAL PROVISIONS FOR THE CONSTRUCTION OF SANITARY SEWERS DATED SEPT. 21, 1978 AND SHALL BE PROSECUTED ONLY IN THE PRESENCE OF THE COUNTY ENGINEER.
2. THE CONTRACTOR SHALL NOTIFY THE ENVIRONMENTAL DEVELOPMENT DIVISION BY TELEPHONE, 738-3108, AT LEAST TWENTY-FOUR HOURS BEFORE STARTING ANY WORK UNDER THIS CONTRACT.
3. HOUSE LATERALS TO BE CONSTRUCTED WITH INVERTS AT PROPERTY LINE 6 FEET BELOW CURB GRADE EXCEPT AS NOTED.
4. WYE OR TEE BRANCHES MAY BE USED FOR CONNECTIONS TO MAINLINE SEWERS EXCEPT AS NOTED.
5. ALL STRUCTURES SHALL BE EITHER BRICK MANHOLES PER S-3 OR PRECAST CONCRETE MANHOLES PER S-30, EXCEPT AS NOTED.
6. PROVIDE STAKES ON THE PROPERTY LINE OR PROPERTY LINES PRODUCED AT RIGHT ANGLES TO THE SEWER LINE AT THE CENTER LINE OF EACH MANHOLE.
7. MANHOLE TOPS IN UNIMPROVED RIGHTS OF WAY TO BE SIX INCHES ABOVE FINISHED GRADE.
8. VITRIFIED CLAY PIPE JOINTS SHALL BE TYPE "D" OR "B" PER STANDARD SPECIFICATIONS SECTION 309-2.
9. IF A POWER POLE IS WITHIN THREE FEET OF THE SEWER, THE SEWER SHALL BE ENCASED, PER S-28, CASE 6, TWO FEET ON EACH SIDE FROM THE POINT OF INTERFERENCE.
10. IF DURING THE COURSE OF CONSTRUCTION IT IS DETERMINED THAT THERE IS LESS THAN FOUR FEET OF COVER OVER THE TOP OF A MAIN LINE OR HOUSE LATERAL SEWER WHICH IS NOT INDICATED ON THE PLANS, THE PIPE SHALL BE ENCASED PER S-28, CASE II UNLESS OTHERWISE APPROVED BY THE COUNTY ENGINEER.
11. ALL JOINTS BETWEEN CAST IRON PIPE AND VITRIFIED CLAY PIPE SHALL BE MADE WITH A RUBBER SLEEVE JOINT, TYPE "C" OR "D", (WITH BUSHING IF NECESSARY) PER STANDARD SPECIFICATIONS, SECTION 309-2.
12. SEWERS TO BE TESTED FOR LEAKAGE PER SECTION 309-1.4 OF THE STANDARD SPECIFICATIONS AND SPECIAL PROVISIONS.
13. RESURFACE ALL TRENCHES WITHIN PAVED AREAS TO MEET L.A. COUNTY ROAD DEPT. OR CALIFORNIA STATE HIGHWAY REQUIREMENTS IN ACCORDANCE WITH PERMITS.
14. FULL COMPLIANCE WITH SECTION 309-1.3.6 OF THE SPECIAL PROVISIONS WILL BE REQUIRED FOR BACKFILL IN STREETS. CERTIFICATION OF BACKFILL COMPACTION AND SAND EQUIVALENTS BY A QUALIFIED, REGISTERED TESTING LABORATORY SHALL BE PROVIDED BY THE PERMITTEE PRIOR TO THE ISSUANCE OF A CERTIFICATE OF PARTIAL ACCEPTANCE.
15. SPECIAL BACKFILL IN EASEMENT CONSTRUCTION: (A) BACKFILL TRENCH AND REPLACE OTHER EARTH SO AS TO ACHIEVE THE NATURAL OR FINISHED GRADES AND SLOPES SHOWN ON THE GRADING PLAN APPROVED FOR THIS DEVELOPMENT BY THE BUILDING AND SAFETY DIVISION. (B) ALL BACKFILL AND EARTH REPLACED SHALL BE COMPACTED TO A MINIMUM OF 90% OF MAXIMUM DENSITY PER A.S.T.M. STD. METHOD OF TEST D698.STT AS MODIFIED. ACCEPTABLE CERTIFICATION OF SUCH COMPACTION SHALL BE SUBMITTED TO THE ENVIRONMENTAL DEVELOPMENT DIVISION.

PROFILE, ALIGNMENT AND GRADE OF PAGE 1

SANITARY SEWERS

TO BE CONSTRUCTED IN

TRACT No 36219

PRIVATE CONTRACT NO. 10151

A - 75
W.S. 62
2 SHEETS, 4 PAGES

50426

SCALE: VERT. 1"=4' HORZ. 1"=50' JUNE, 1983

PREPARED IN THE OFFICES OF
ENGINEERING SERVICE CORPORATION
601 BRITTAN AVENUE • TOP HILLS BUSINESS PARK
CULVER CITY, CALIFORNIA 90230 • TELEPHONE: (213) 417-7933

BY: [signature]
REG. C. E. No. 13055

THE FOLLOWING LATEST REVISED STANDARD PLANS ON FILE IN THE OFFICE OF THE COUNTY ENGINEER SHALL APPLY IN THE CONSTRUCTION OF THIS PROJECT.

LEGEND	S-1
MINIMUM PUBLIC SAFETY REQUIREMENTS	S-2
BRICK MANHOLE	S-3
STANDARD MANHOLE STEP	S-17
BEDDING FOR SEWER PIPE	S-21
CRADLING AND ENCASEMENT	S-23
WYE OR TEE SUPPORT	S-24
ALLOWABLE TRENCH WIDTHS	S-25
LOCKING MANHOLE FRAME AND COVER	S-26
NON-REINFORCED PRECAST CONCRETE MANHOLE	S-30

COUNTY OF LOS ANGELES, CALIFORNIA

STEPHEN J. KOONCE, COUNTY ENGINEER — WALTER E. GARRISON, CHIEF ENGINEER
CO. SAN INST. NO. 68

APPROVED: Martin T. Murphy 8-1-83 (DATE) — APPROVED: Walter E. Garrison 8/5/83 (DATE) For R.J. QUICE ENGINEER

CHECKED: Ralph David Quist 8/1/83 (DATE)

RDG. C.E. NO. 16883

Santa Clarita Valley BLDG. DIST. 8.2

FOR THE NEWHALL COUNTY WATER DISTRICT
APPROVED: [signature] 8/4/83 (DATE)
J. JINKS
Chief Engineer & General Manager
NEWHALL COUNTY WATER DISTRICT

P.C. 10151 PAGE 2

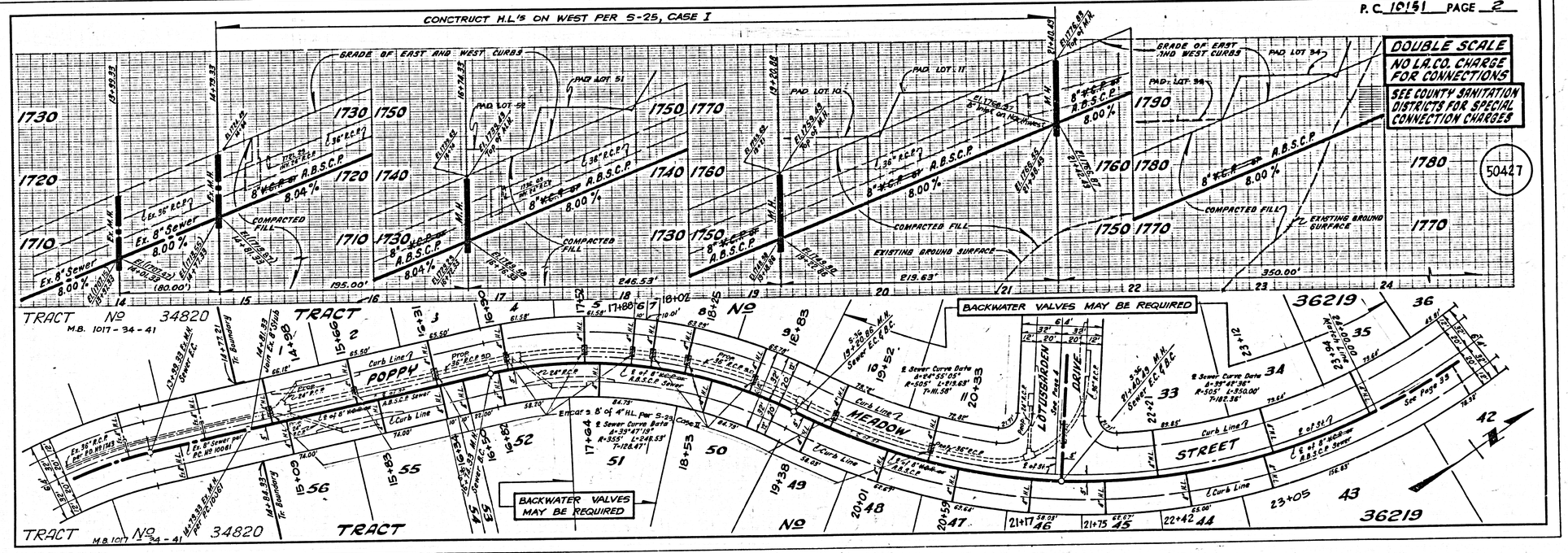

L.A. COUNTY SEWER SHEET NO. 1 SOUTHERN CALIFORNIA BLUEPRINT CO. 9-81

10151 No 36219 TRACT

TRACT No 36219 P.C. 10151

S

P.C. 10151 PAGE 3

DOUBLE SCALE
NO LA. CO. CHARGE FOR CONNECTIONS
SEE COUNTY SANITATION DISTRICTS FOR SPECIAL CONNECTION CHARGES

50428

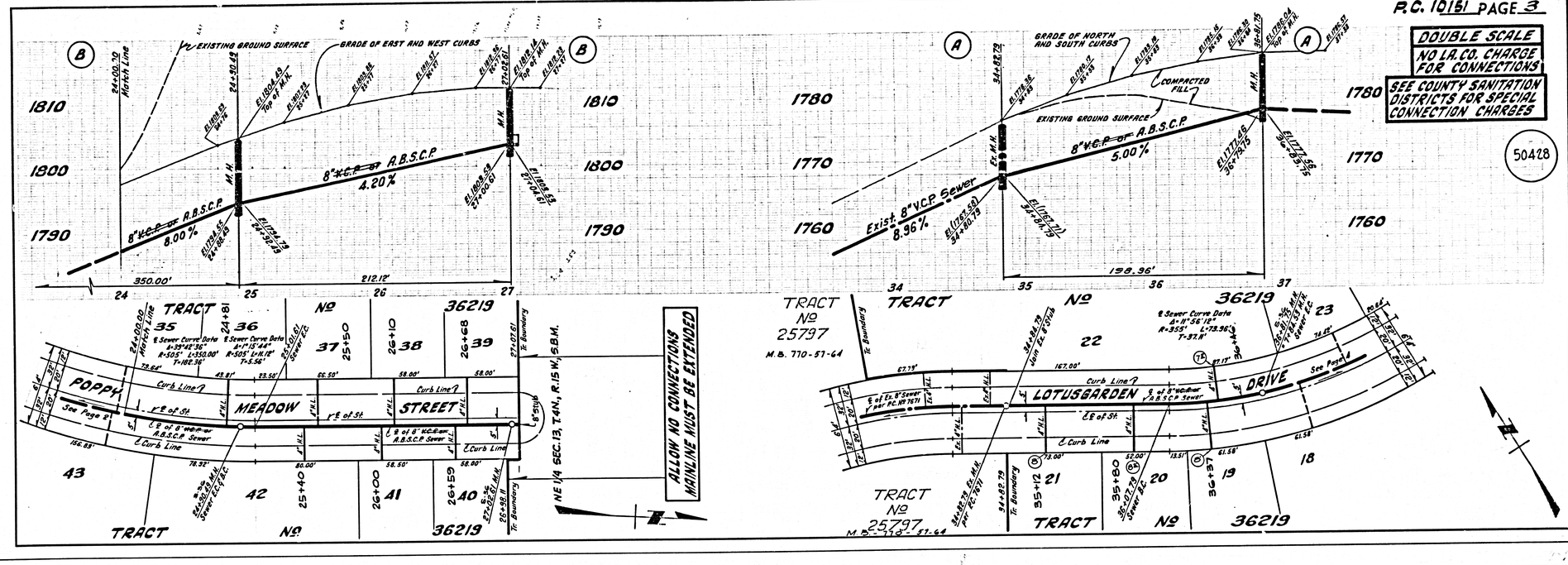

P.C. 10151 PAGE 4

DOUBLE SCALE
NO LA. CO. CHARGE FOR CONNECTIONS
SEE COUNTY SANITATION DISTRICTS FOR SPECIAL CONNECTION CHARGES

50429

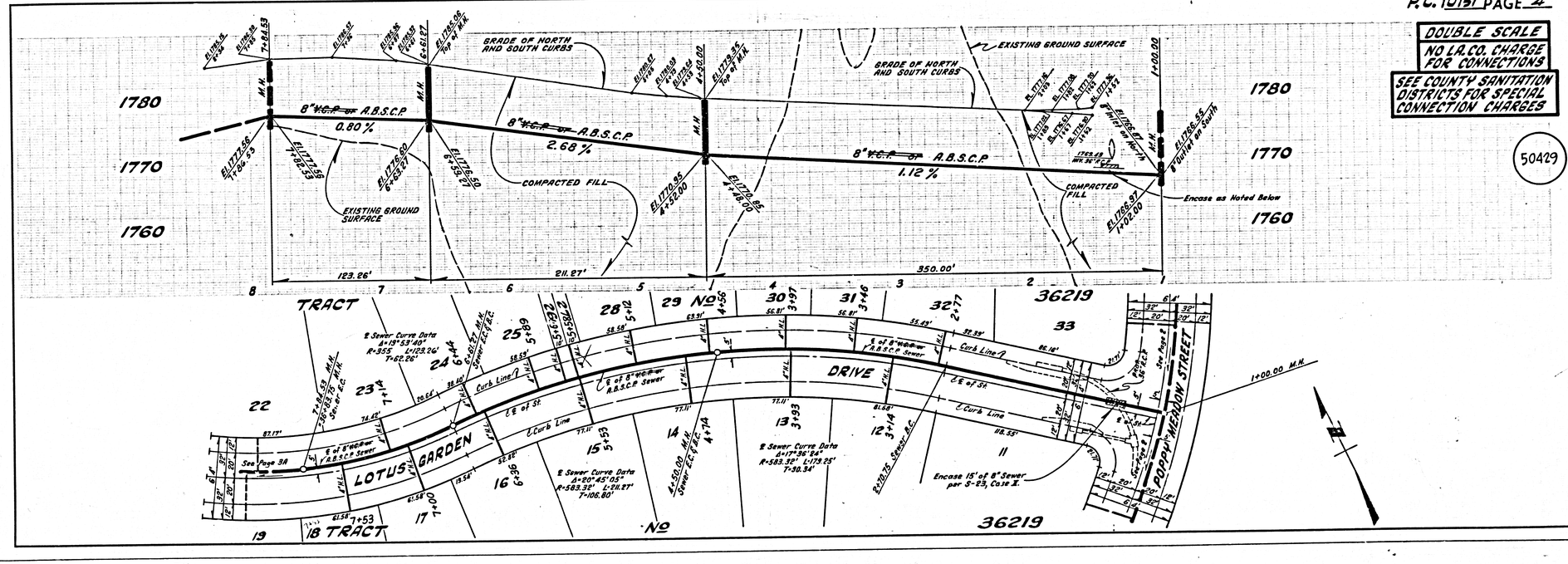

L.A. COUNTY SEWER SHEET NO. 2 SOUTHERN CALIFORNIA BLUEPRINT CO. 8-62