

PARCEL MAP NO. 16760
PRIVATE CONTRACT NO. 10369
 INDEX A-69

2 SHEETS, 3 PAGES
 SCALE: VERT. 1" = 4' HORIZ. 1" = 40'
 APRIL, 1985
 PREPARED IN THE OFFICES OF
 SIKAND ENGINEERING ASSOCIATES
 1530 BURBANK BLVD.
 VAN NUYS, CALIFORNIA 91411 (818) 787-8750
 BY: *Glenn R. How*
 REG. C. E. No. 16913

51254

THE FOLLOWING LATEST REVISED STANDARD PLANS ON FILE IN THE OFFICE OF THE COUNTY ENGINEER SHALL APPLY IN THE CONSTRUCTION OF THIS PROJECT.

LEGEND	5-1
MINIMUM PUBLIC SAFETY ENCLOSURES	5-2
BRICK MANHOLE	5-3
STANDARD MANHOLE STEP	5-4
BRICKS FOR SEWER PIPE	5-5
CHASING AND ENCASUREMENT	5-6
WYE ON THE SUPPORT	5-7
ALLOWABLE TRENCH WIDTHS	5-8
LOCKING MANHOLE FRAME AND COVER	5-9
NON-BENEFICIAL PRECAST CONCRETE MANHOLE	5-10

COUNTY OF LOS ANGELES, CALIFORNIA
 THOMAS A. TIDEMANSON, DIRECTOR OF PUBLIC WORKS CHARLES R. CANNY, CHIEF ENGINEER
 CO. SAN DIST. NO. 32
 APPROVED *Robert Davis* 6/12/85 DATE APPROVED *Charles R. Canny* 6-12-85
 for OFFICE ENGINEER
 CHECKED *Sally G. Hall* 6-12-85 DATE
 REG. C. E. NO. 33134
 SANTA CLARITA VALLEY BLDG. DIST. 82

B.M. LACKERD CL. Hgt. ELEV. 1057.217
 R.D.B.M. TAG CIR. S. END MEDIAN CB OF
 THE OLD RD. AT N. SIDE RTE CTN. RD.
 NEWHALL QUAD. 1983

GENERAL NOTES: CONT.

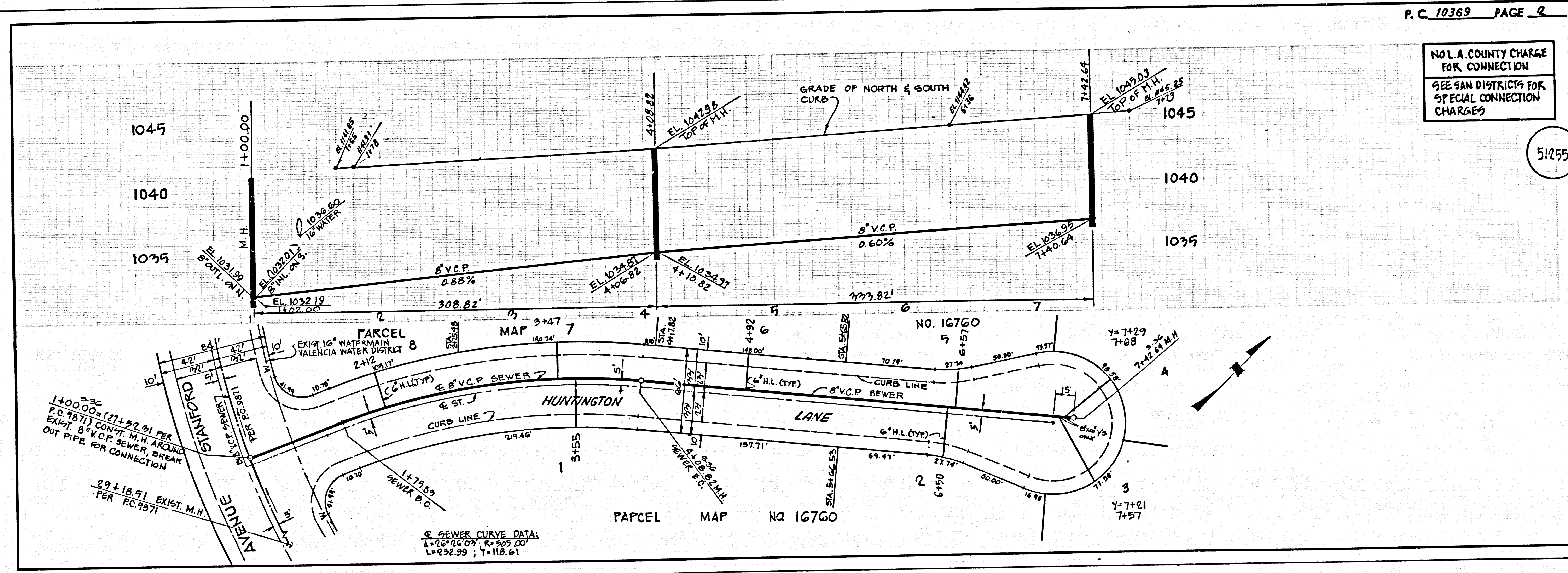
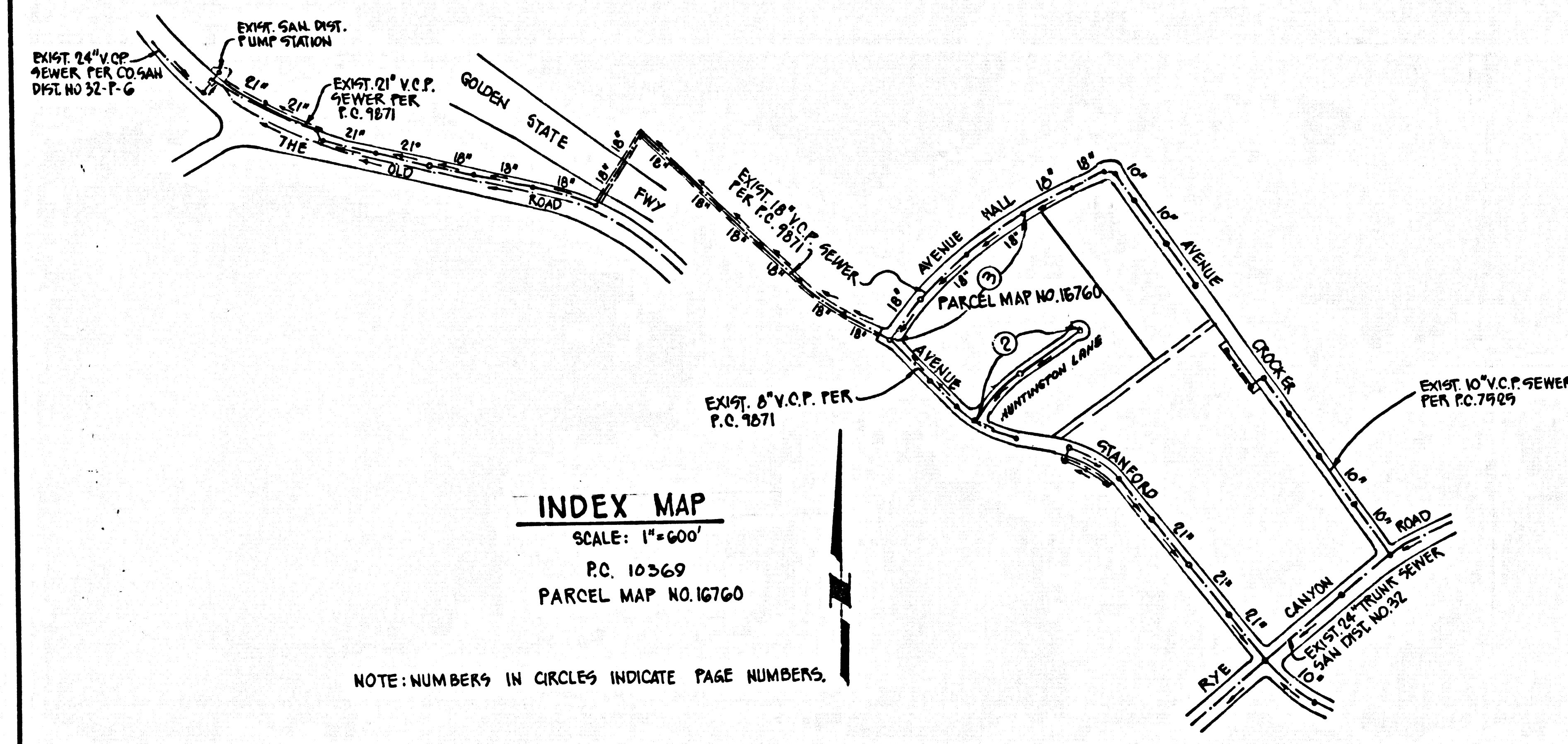
- ALL REFERENCES ON THIS PLAN TO THE COUNTY ENGINEER, THE ROAD DEPARTMENT, OR THE FLOOD CONTROL DISTRICT SHALL APPLY TO THOSE APPROPRIATE SECTIONS OF THE DEPARTMENT OF PUBLIC WORKS.
- NO CONNECTION FOR THE DISPOSAL OF INDUSTRIAL WASTES SHALL BE MADE TO SEWERS SHOWN ON THESE DRAWINGS UNTIL A PERMIT FOR INDUSTRIAL WASTEWATER DISCHARGE HAS BEEN ISSUED BY THE SANITATION DISTRICTS FOR SAID CONNECTION.
- BEFORE BREAKING INTO OR CONSTRUCTION ON A COUNTY SANITATION DISTRICT SEWER AND PRIOR TO FINAL ACCEPTANCE OF THE PROJECT, SANITATION DISTRICT INSPECTOR SHALL BE NOTIFIED BY PHONE 818 - 962-8605 SO THAT REQUIRED INSPECTION CAN BE MADE.

GENERAL NOTES:

- ELEVATIONS ARE IN FEET ABOVE U.S.C. & G.S. SEA LEVEL DATUM OF 1928.
- NO REVISIONS SHALL BE MADE IN THESE PLANS WITHOUT THE APPROVAL OF THE COUNTY ENGINEER.
- NO REPRESENTATIVE OF THE COUNTY ENGINEER WILL SURVEY OR LAY OUT ANY PORTION OF THE WORK.
- GRADES TO WHICH THIS IMPROVEMENT IS TO BE CONSTRUCTED ARE SHOWN ON PLANS AND PROFILES. GRADE POINTS FOR TOP OF CURBS, CENTER LINE OF STREETS, OR CENTER LINE OF ALLEYS ARE SHOWN BY CIRCLES ON PROFILES. AT ALL POINTS BETWEEN DESIGNATED POINTS THE GRADE SHALL BE ESTABLISHED SO AS TO CONFORM TO A STRAIGHT LINE DRAWN BETWEEN SAID DESIGNATED POINTS.
- THE PRIVATE ENGINEER SHALL FURNISH THE COUNTY ENGINEER WITH GRADE SHEETS AND STATIONING FOR ALL HOUSE LATERALS AND 12" OR 16" BRANCHES AND SHALL PROVIDE STAKES FOR THEM AT THEIR PROPER LOCATIONS WITH STATIONING PLAINLY MARKED. ALL HOUSE LATERALS SHALL BE CONSTRUCTED AS A STRAIGHT ALIGNMENT AT RIGHT ANGLES FROM THE MAIN LINE SEWER EXCEPT AS SHOWN ON THE PLANS. HOUSE LATERALS FROM CHIMNEYS SHALL NOT HAVE AN ANGLE OF LESS THAN 45° WITH THE MAIN LINE SEWER. ANY CHANGE IN ALIGNMENT SHALL BE REQUESTED IN WRITING BY THE PRIVATE ENGINEER.
- THE PRIVATE ENGINEER SHALL FURNISH THE HOUSE LATERAL DEPTH AT THE PROPERTY LINE BELOW THE TOP OF CURB ELEVATION FOR EACH HOUSE LATERAL ON THE GRADE SHEET.
- BEFORE WORK CAN BE STARTED, THE CONTRACTOR MUST OBTAIN A PERMIT TO EXCAVATE IN COUNTY STREETS FROM THE L.A. COUNTY ROAD DEPT., DISTRICT OFFICE NO. 5 AND PAY A FEE TO THE COUNTY ENGINEER, 560 S. VERMONT AVENUE, LOS ANGELES, CA 90005, TO COVER THE COST OF CONSTRUCTION INSPECTION AND RECORD PLANS.
- IF WORK IS TO BE DONE IN A STATE HIGHWAY A PERMIT MUST BE OBTAINED FROM THE STATE OF CALIFORNIA, DIVISION OF HIGHWAYS, 120 SOUTH SPRING STREET, LOS ANGELES, CALIFORNIA.
- APPROVAL OF THIS PLAN BY THE COUNTY OF LOS ANGELES DOES NOT CONSTITUTE A REPRESENTATION AS TO THE ACCURACY OF THE LOCATION OF OR THE EXISTENCE OR NON-EXISTENCE OF ANY UNDERGROUND UTILITY PIPE, OR STRUCTURE WITHIN THE LIMITS OF THIS PROJECT. THIS NOTE APPLIES TO ALL PAGES.
- REFER TO SECTION 7.04.1 OF THE STANDARD SPECIFICATIONS, REGARDING SAFETY ORDERS.
- PRIOR TO THE ISSUANCE OF THE REQUIRED SEWER CONSTRUCTION PERMIT, THE CONTRACTOR SHALL OBTAIN AND FILE WITH THE COUNTY ENGINEER COPIES OF A PERMIT TO EXCAVATE IN COUNTY STREETS FROM THE LOS ANGELES COUNTY ROAD DEPARTMENT, A PERMIT FOR EXCAVATIONS AND TRENCHES FROM THE STATE OF CALIFORNIA, DIVISION OF INDUSTRIAL SAFETY AND A CERTIFICATE OF WORKERS COMPENSATION INSURANCE WITH THE DEPARTMENT OF COUNTY ENGINEER, 560 SOUTH VERMONT, RM. 408, LOS ANGELES, CALIFORNIA 90005, NAMED AS THE CERTIFICATE HOLDER TO BE NOTIFIED 30 DAYS PRIOR TO CANCELLATION OF POLICY.

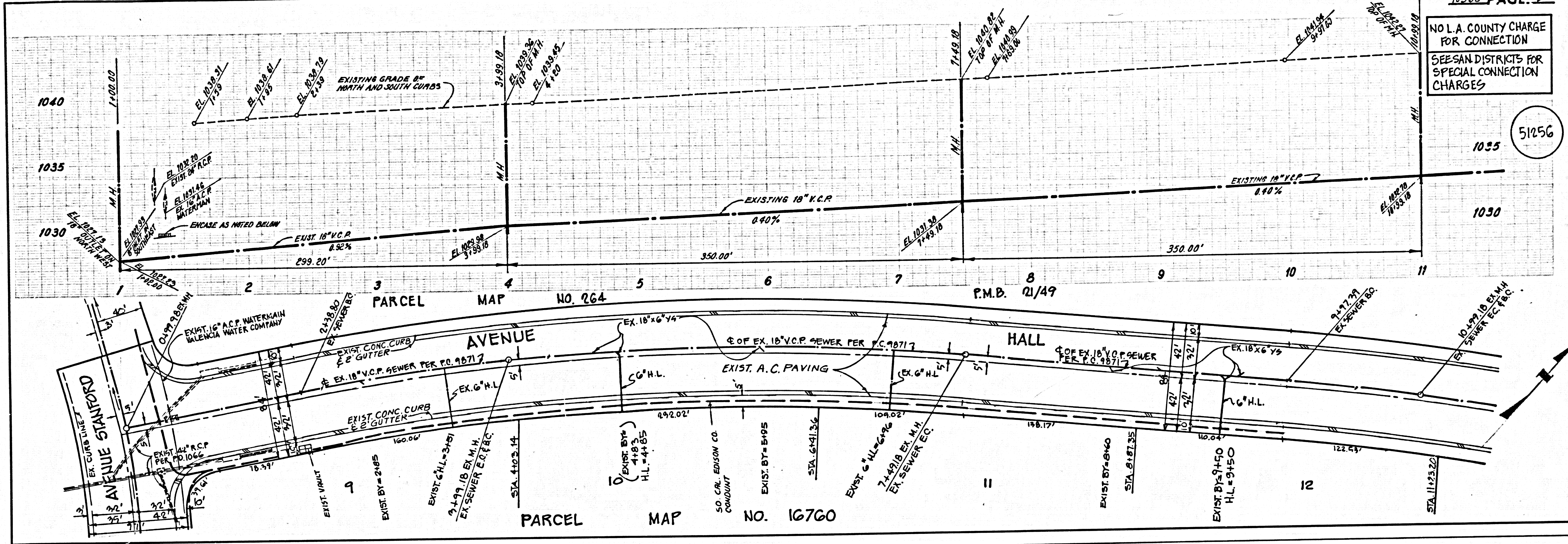
CONSTRUCTION NOTES:

- WORK SHALL BE CONSTRUCTED ACCORDING TO THE STANDARD SPECIFICATIONS FOR PUBLIC WORKS CONSTRUCTION (1988 EDITION WITH SUPPLEMENTS) AND COUNTY ENGINEER SPECIAL PROVISIONS FOR THE CONSTRUCTION OF SANITARY SEWERS DATED SEP. 21, 1974 AND SHALL BE PROSECUTED ONLY IN THE PRESENCE OF THE COUNTY ENGINEER.
- THE CONTRACTOR SHALL NOTIFY THE CONSTRUCTION DIVISION - PUBLIC WORKS BY TELEPHONE 813-496-2281, AT LEAST TWENTY-FOUR HOURS BEFORE STARTING ANY WORK UNDER THIS CONTRACT.
- HOUSE LATERALS TO BE CONSTRUCTED WITH INVERTS AT PROPERTY LINE 4 FEET BELOW CURB GRADE EXCEPT AS NOTED.
- WYE OR TEE BRANCHES MAY BE USED FOR CONNECTIONS TO MAINLINE SEWERS EXCEPT AS NOTED.
- ALL STRUCTURES SHALL BE EITHER BRICK MANHOLES PER S-3 OR PRECAST CONCRETE MANHOLES PER S-3B EXCEPT AS NOTED.
- PROVIDE STAKES ON THE PROPERTY LINE OR PROPERTY LINES PRODUCED AT RIGHT ANGLES TO THE SEWER LINE AT THE CENTER LINE OF EACH MANHOLE.
- MANHOLE TOPS IN UNIMPROVED RIGHTS OF WAY TO BE SIX INCHES ABOVE FINISHED GRADE.
- WITHEED CLAY PIPE JOINTS SHALL BE TYPE "D" OR "B" PER STANDARD SPECIFICATIONS SECTION 300-2.
- IF A POWER POLE IS WITHIN THREE FEET OF THE SEWER, THE SEWER SHALL BE ENCASED, PER S-2B, CASE R, TWO FEET ON EACH SIDE FROM THE POINT OF INTERFERENCE.
- IF DURING THE COURSE OF CONSTRUCTION IT IS DETERMINED THAT THERE IS LESS THAN FOUR FEET OF COVER OVER THE TOP OF A MAIN LINE OR HOUSE LATERAL SEWER WHICH IS NOT INDICATED ON THE PLANS, THE PIPE SHALL BE ENCASED PER S-2B, CASE R UNLESS OTHERWISE APPROVED BY THE COUNTY ENGINEER.
- ALL JOINTS BETWEEN CAST IRON PIPE AND WITHEED CLAY PIPE SHALL BE MADE WITH A RUBBER SLEEVE JOINT, TYPE "C" OR "D" (WITH BUSHING IF NECESSARY) PER STANDARD SPECIFICATIONS, SECTION 300-2.
- SEWERS TO BE TESTED FOR LEAKAGE PER SECTION 300-1.1 OF THE STANDARD SPECIFICATIONS AND SPECIAL PROVISIONS.
- REINFORCE ALL TRENCHES WITHIN PAVED AREAS TO MEET L.A. COUNTY ROAD DEPT. OR CALIFORNIA STATE HIGHWAY REQUIREMENTS IN ACCORDANCE WITH PERMITS.
- FULL COMPLIANCE WITH SECTION 300-1.3.3 OF THE SPECIAL PROVISIONS WILL BE REQUIRED FOR BACKFILL IN STREETS. CERTIFICATION OF BACKFILL COMPACTION AND SAID EQUIVALENTS BY A QUALIFIED, REGISTERED TESTING LABORATORY SHALL BE PROVIDED BY THE PERMITTEE PRIOR TO THE ISSUANCE OF A CERTIFICATE OF PARTIAL ACCEPTANCE.
- SPECIAL BACKFILL IN EASEMENT CONSTRUCTION: (A) BACKFILL TRENCH AND REPLACE OTHER EARTH SO AS TO ACHIEVE THE NATURAL OR FINISHED GRADES AND SLOPES SHOWN ON THE GRADING PLAN APPROVED FOR THIS DEVELOPMENT BY THE BUILDING AND SAFETY DIVISION; (B) ALL BACKFILL AND EARTH REPLACED SHALL BE COMPACTED TO A MINIMUM OF 90% OF MAXIMUM DENSITY PER A.S.T.M. STD. METHOD OF TEST D98-57T AS MODIFIED. ACCEPTABLE CERTIFICATION OF SUCH COMPACTION SHALL BE SUBMITTED TO THE CONSTRUCTION DIVISION - PUBLIC WORKS.



NO L.A. COUNTY CHARGE FOR CONNECTION
SEE SAN DISTRICTS FOR SPECIAL CONNECTION CHARGES

51256



5
0801 34
0801 10190