

# SANITARY SEWERS

TO BE CONSTRUCTED IN

## GOLDEN TRIANGLE ROAD

### PRIVATE CONTRACT NO. 10450

1 SHEET; 2 PAGES

INDEX A-62

SCALE: HORIZ. 1"=80' VERT. 1"=8'

NOVEMBER, 1985

51109

PREPARED IN THE OFFICES OF  
**P.R. WEARY & ASSOC.**  
26951 RUEYHER AVE. B-7, CANYON COUNTRY, CA. 91321  
BY: *Philip R. Weary* 805-251-5538  
REG. C.E. No. 10991

THE FOLLOWING LATEST REVISED STANDARD PLANS ON FILE IN THE OFFICE OF THE DEPARTMENT OF PUBLIC WORKS SHALL APPLY IN THE CONSTRUCTION OF THIS PROJECT.

LEGEND	8-1
MINIMUM PUBLIC SAFETY REQUIREMENTS	8-2
BRICK MANHOLE	8-3
STANDARD MANHOLE STEP	8-17
RECORDING FOR SEWER PIPE	8-21
CRADLING AND ENCASUREMENT	8-23
WYE OR TEE SUPPORT	8-26
ALL AVAILABLE TRENCH WIDTHS	8-28
LOCKING MANHOLE FRAME AND COVER	8-28
NON-REINFORCED PRECAST CONCRETE MANHOLE	8-28

### COUNTY OF LOS ANGELES, CALIFORNIA

THOMAS A. TIDEMANSON  
DIRECTOR OF PUBLIC WORKS

CHARLES W. CARRY  
CHIEF ENGINEER

APPROVED *John D. Smith* 12/1/85 (DATE)

APPROVED *John D. Smith* 12/1/85 (DATE)  
OFFICE ENGINEER

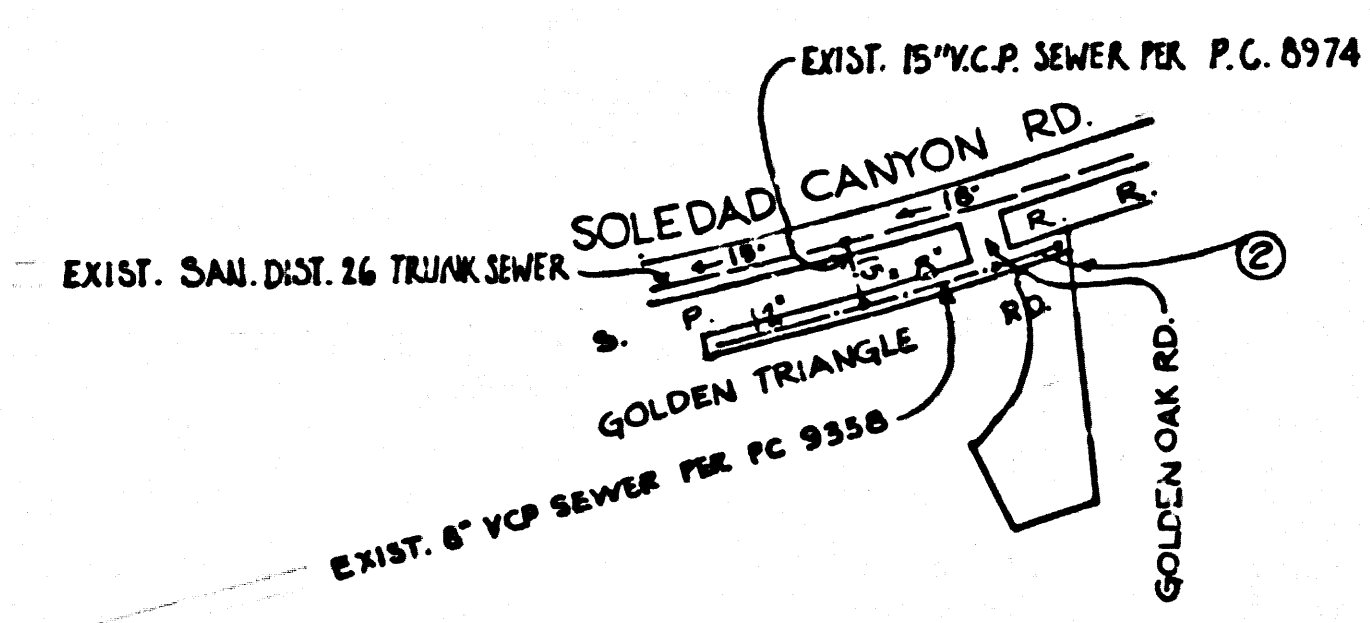
CHECKED *Sally G. Nelson* 03-85 (DATE)

REG. C.E. No. 83134

SANTA CLARITA VALLEY BLDG. DIST. 8.2

## DOUBLE SCALE

B.M. CL 922 ELEV. 1245.074  
201.81' 174' W. END N. HDLY. SPRR. CULV.  
4.4763 92 FT. S. C/L. SOLEDAD CANYON RD. &  
0.3 MI. E/LY. GOLDEN OAK RD., 450' E/O. L.A. CITY  
AQUEDUCT LINE. NEWHALL QUAD. 19.83.



NOTE:  
NUMBER IN CIRCLE INDICATES  
PAGE NUMBER.

INDEX MAP  
SCALE: 1"=600'  
P.C. 10450  
GOLDEN TRIANGLE ROAD

NO CONNECTION FOR THE DISPOSAL OF INDUSTRIAL WASTES SHALL BE MADE TO SEWERS SHOWN ON THESE DRAWINGS UNTIL A PERMIT FOR INDUSTRIAL WASTEWATER DISCHARGE HAS BEEN ISSUED BY THE SANITATION DISTRICTS FOR SAID CONNECTION.

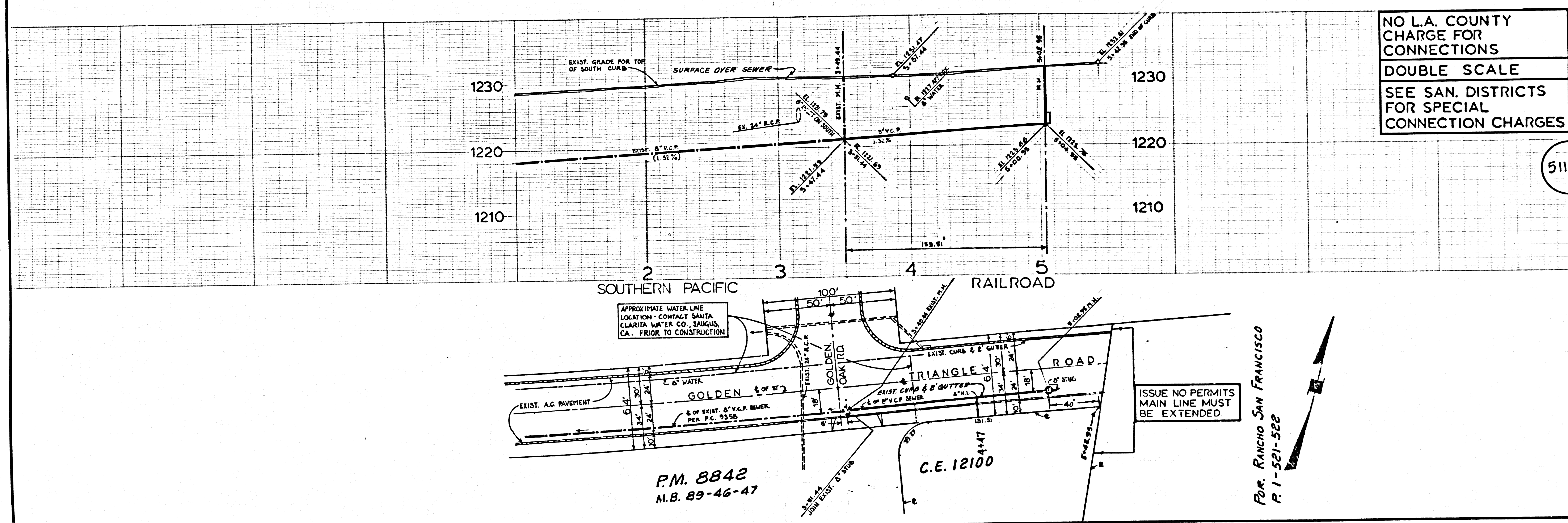
BEFORE BREAKING INTO OR CONSTRUCTION ON A COUNTY SANITATION DISTRICT SEWER AND PRIOR TO FINAL ACCEPTANCE OF THE PROJECT, SANITATION DISTRICT INSPECTOR SHALL BE NOTIFIED BY PHONE 818 - 962-8605 SO THAT REQUIRED INSPECTION CAN BE MADE.

### GENERAL NOTES:

- ELEVATIONS ARE IN FEET ABOVE U.S.C. & G.S. SEA LEVEL, DATUM OF 1929.
- NO REVISIONS SHALL BE MADE IN THESE PLANS WITHOUT THE APPROVAL OF THE DIRECTOR OF PUBLIC WORKS.
- NO REPRESENTATIVE OF THE DEPARTMENT OF PUBLIC WORKS WILL SURVEY OR LAY OUT ANY PORTION OF THE WORK.
- GRADES TO WHICH THIS IMPROVEMENT IS TO BE CONSTRUCTED ARE SHOWN ON PLANS AND PROFILES. GRADE POINTS FOR TOP OF CURB, CENTER LINE OF STREETS OR CENTER LINE OF ALLEYS ARE SHOWN BY CIRCLES ON PROFILES. ALL POINTS BETWEEN DESIGNATED POINTS THE GRADE SHALL BE ESTABLISHED SO AS TO CONFORM TO A STRAIGHT LINE DRAWN BETWEEN SAID DESIGNATED POINTS.
- THE PRIVATE ENGINEER SHALL FURNISH THE DEPARTMENT OF PUBLIC WORKS WITH GRADE SHEETS AND STATIONING FOR ALL HOUSE LATERALS AND "Y" OR "T" BRANCHES AND SHALL PROVIDE STAKES FOR THEM AT THEIR PROPER LOCATIONS WITH STATIONING PLAINLY MARKED. ALL HOUSE LATERALS SHALL BE CONSTRUCTED IN A STRAIGHT ALIGNMENT AT RIGHT ANGLES TO THE MAIN LINE SEWER EXCEPT AS SHOWN ON THE PLANS. HOUSE LATERALS FROM CHIMNEYS SHALL NOT HAVE AN ANGLE OF LESS THAN 45° WITH THE MAIN LINE SEWER. ANY CHANGE IN ALIGNMENT SHALL BE REQUESTED IN WRITING BY THE PRIVATE ENGINEER.
- THE PRIVATE ENGINEER SHALL FURNISH THE HOUSE LATERAL DEPTH AT THE PROPERTY LINE BELOW THE TOP OF CURB ELEVATION FOR EACH HOUSE LATERAL ON THE GRADE SHEET.
- BEFORE WORK CAN BE STARTED, THE CONTRACTOR MUST OBTAIN A PERMIT TO EXCAVATE IN COUNTY STREETS FROM THE ROAD ELEMENT OF THE LOS ANGELES DEPARTMENT OF PUBLIC WORKS, DISTRICT OFFICE 300 S. VERMONT AVE., LOS ANGELES, CALIFORNIA 90013, AND PAY A FEE TO THE DIRECTOR OF PUBLIC WORKS, 300 S. VERMONT AVE., LOS ANGELES, CALIFORNIA 90013, TO COVER THE COST OF CONSTRUCTION INSPECTION AND RECORD PLANS.
- IF WORK IS TO DOBE IN A STATE HIGHWAY, A PERMIT MUST BE OBTAINED FROM THE STATE OF CALIFORNIA, DIVISION OF HIGHWAYS, 120 SOUTH SPRING STREET, LOS ANGELES, CALIFORNIA.
- APPROVAL OF THIS PLAN BY THE COUNTY OF LOS ANGELES DOES NOT CONSTITUTE A REPRESENTATION AS TO THE ACCURACY OF THE LOCATION OF OR THE EXISTENCE OR NON-EXISTENCE OF ANY UNDERGROUND UTILITY PIPE, OR STRUCTURE WITHIN THE LIMITS OF THIS PROJECT. THIS NOTE APPLIES TO ALL PAGES.
- REFER TO SECTION 7.10.4.1 OF THE STANDARD SPECIFICATIONS, REGARDING SAFETY ORDERS.
- PRIOR TO THE ISSUANCE OF THE REQUIRED 8" W/VP CONSTRUCTION PERMIT, THE CONTRACTOR SHALL OBTAIN AND FILE WITH THE DEPARTMENT OF PUBLIC WORKS COPIES OF A PERMIT TO EXCAVATE IN COUNTY STREETS FROM THE ROAD ELEMENT AT THE DEPARTMENT OF PUBLIC WORKS, A PERMIT FOR EXCAVATIONS AND TRENCHES FROM THE STATE OF CALIFORNIA, A DIVISION OF INDUSTRIAL SAFETY AND A CERTIFICATE OF WORKERS COMPENSATION INSURANCE WITH THE DEPARTMENT OF PUBLIC WORKS, 300 S. VERMONT AVE., LOS ANGELES, CALIFORNIA 90013, ROOM 616, NAMED AS THE CERTIFICATE HOLDER TO BE NOTIFIED 90 DAYS PRIOR TO CANCELLATION OF POLICY.

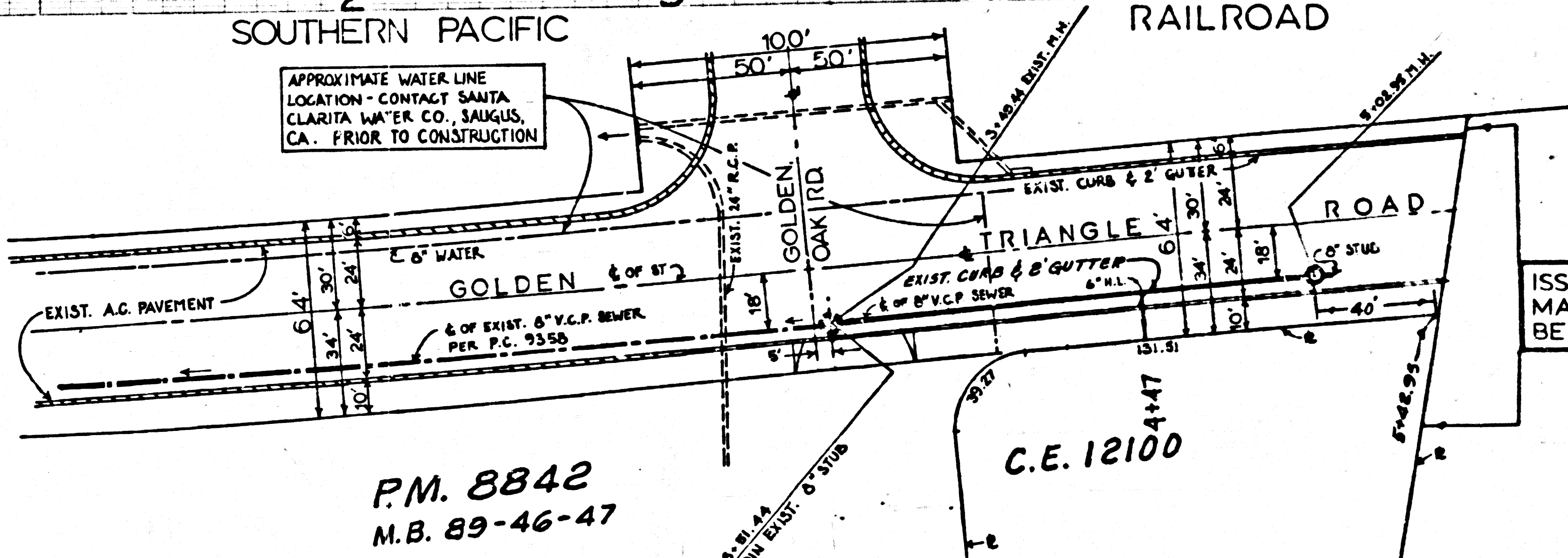
### CONSTRUCTION NOTES:

- WORK SHALL BE CONSTRUCTED ACCORDING TO THE STANDARD SPECIFICATIONS FOR PUBLIC WORKS CONSTRUCTION (1985 EDITION) AND COUNTY ENGINEER SPECIAL PROVISIONS FOR THE CONSTRUCTION OF SANITARY SEWERS DATED 11-28-85, ALL 1978.
- THE CONTRACTOR SHALL NOTIFY THE CONSTRUCTION DIVISION BY TELEPHONE, 228-8281, AT LEAST TWENTY-FOUR HOURS BEFORE STARTING ANY WORK UNDER THIS CONTRACT.
- HOUSE LATERALS TO BE CONSTRUCTED WITH INVERTS AT PROPERTY LINE 8 FEET BELOW CURB GRADE EXCEPT AS NOTED.
- WYE OR TEE BRANCHES MAY BE USED FOR CONNECTIONS TO MAINLINE SEWERS EXCEPT AS NOTED.
- ALL STRUCTURES SHALL BE EITHER BRICK MANHOLES PER 8-3 OR PRECAST CONCRETE MANHOLES PER 8-26, EXCEPT AS NOTED.
- PROVIDE STAKES ON THE PROPERTY LINE OR PROPERTY LINE OR RIGHT ANGLES TO THE SEWER LINE AT THE CENTER LINE OF EACH MANHOLE.
- MANHOLE TOPS IN UNIMPROVED RIGHTS OF WAY TO BE SIX INCHES ABOVE FINISHED GRADE.
- VERTIFIED CLAY PIPE JOINTS SHALL BE TYPE "O" OR "D" PER STANDARD SPECIFICATIONS SECTION 200-2.
- IF A POWER POLE IS WITHIN THREE FEET OF THE SEWER, THE SEWER SHALL BE ENCASED, PER 8-28, CASE II TWO FEET ON EACH SIDE FROM THE POINT OF INTERFERENCE.
- IF DURING THE COURSE OF CONSTRUCTION IT IS DETERMINED THAT THERE IS LESS THAN FOUR FEET OF COVER OVER THE TOP OF A MAIN LINE OR HOUSE LATERAL V.C.P. SEWER WHICH IS NOT INDICATED ON THE PLANS, THE PIPE SHALL BE ENCASED PER 8-23, CASE II UNLESS OTHERWISE APPROVED BY THE DIRECTOR OF PUBLIC WORKS.
- ALL JOINTS BETWEEN CAST IRON PIPE AND VITRIFIED CLAY PIPE SHALL BE MADE WITH A RUBBER SEWEE JOINT, TYPE "O" OR "D", WITH BUSHING IF NECESSARY PER STANDARD SPECIFICATIONS SECTION 200-3.
- SEWERS TO BE TESTED FOR LEAKAGE PER SECTION 200-1.4 OF THE STANDARD SPECIFICATIONS AND SPECIAL PROVISIONS.
- RESURFACE ALL TRENCHES WITHIN PAVED AREAS TO MEET LOS ANGELES COUNTY PUBLIC WORKS OR CALIFORNIA STATE HIGHWAY REQUIREMENTS IN ACCORDANCE WITH PERMITS.
- FULL COMPLIANCE WITH SECTION 200-1.3.3 OF THE SPECIAL PROVISIONS WILL BE REQUIRED FOR BACKFILL IN STREETS. CERTIFICATION OF BACKFILL COMPACTION AND SAND EQUIVALENTS BY A QUALIFIED REGISTERED TESTING LABORATORY SHALL BE PROVIDED BY THE PERMITTEE PRIOR TO THE ISSUANCE OF A CERTIFICATE OF PARTIAL ACCEPTANCE.
- SPECIAL BACKFILL IN EASEMENT CONSTRUCTION OR BACKFILL TRENCH AND REPLACE OTHER EARTH SO AS TO ACHIEVE THE NATURAL OR FINISHED GRADE AND BLOPER SHOWN ON THE GRADING PLAN APPROVED FOR THIS DEVELOPMENT BY THE BUILDING AND SAFETY DIVISION. IF ALL BACKFILL AND EARTH REPLACEMENT SHALL BE COMPACTED TO A MINIMUM OF 90% OF MAXIMUM DENSITY PER A.S.T.M. METHOD OF TEST D698-57 AS MODIFIED. ACCEPTABLE CERTIFICATION OF SUCH COMPACTION SHALL BE SUBMITTED TO THE CONSTRUCTION DIVISION.



NO L.A. COUNTY CHARGE FOR CONNECTIONS  
DOUBLE SCALE  
SEE SAN. DISTRICTS FOR SPECIAL CONNECTION CHARGES

51110



ISSUE NO PERMITS  
MAIN LINE MUST BE EXTENDED.

P.O. RANCHO SAN FRANCISCO  
P. 1-521-522