B.M. C.G. 1929 ELEV. 652.182
C.S. MON. IN WALL 8" DN. AT CENTERLINE INT. OF PATHFINDER ROAD & BREA CANYON CUT-OFF RD. 171 SO. OF ESQUILINE AVE (USE NO EDGE)
OTTERBEIN QUAD. 19 75

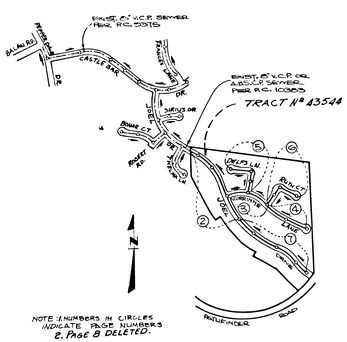

NOTE: NUMBERS IN CIRCLES INDICATE PAGE NUMBERS
E. PAGE 8 DELETED.

INDEX MAP
TRACT NO. 43544
P.C. NO. 10479
SCALE: 1"=600'

PRIVATE ENGINEER'S NOTICE TO CONTRACTORS

The existence and location of any underground utility pipes or structures shown on these plans are obtained by a search of the available records. To the best of our knowledge there are no existing utilities except as shown on these plans. The contractor is required to take due precautionary measures to protect the utility lines shown and any other lines not of record or not shown on these plans. The contractor shall be responsible for notifying "UNDERGROUND SERVICE ALERT" at 1-800-422-4133 two working days prior to any excavation or construction.

Registered Engineer R.C.E. No. 19233

NO CONNECTION FOR THE DISPOSAL OF INDUSTRIAL WASTES SHALL BE MADE TO SEWERS SHOWN ON THESE DRAWINGS UNTIL A PERMIT FOR INDUSTRIAL WASTEWATER DISCHARGE HAS B'EN ISSUED BY THE SANITATION DISTRICTS FOR SAID CONNECTION.

BEFORE BREAKING INTO OR CONSTRUCTION ON A COUNTY SANITATION DISTRICT SEWER AND PRIOR TO FINAL ACCEPTANCE OF THE PROJECT, SANITITION DISTRICT INSPECTOR SHALL BE NOTIFIED BY PHONE 818 - 962-8605 SO THAT REQUIRED INSPECTION CAN BE MADE.

CONSTRUCTION NOTES CONT'D.

16. FULL COMPLIANCE WITH PART IV OF THE SPECIAL PROVISIONS IS REQUIRED FOR THE INSTALLATION OF A.B.S. COMPOSITE PIPE.
17. MANHOLE WATER STOP GASKETS AND CLAMPS ARE REQUIRED FOR THE CONNECTION OF A.B.S. COMPOSITE PIPE TO MANHOLE STRUCTURES.
18. A.B.S. SOLID WALL PIPE MUST BE USED FOR WYE AND HOUSE LATERAL CONNECTIONS TO A.B.S. COMPOSITE MAINLINE SEWER PIPE.
19. A.B.S. COMPOSITE PIPE SHALL BE BEDDED IN CONFORMANCE WITH THE TABLE IN SECTION B-3.1 OF PART IV OF THE SPECIAL PROVISIONS.
20. THREE DEGREE DEFLECTION COUPLERS ARE REQUIRED FOR RADIUS OF CURVATURE LESS THAN 380 FEET WHEN USING 8" A.B.S. COMPOSITE PIPE.
21. NO CONNECTIONS FOR DISPOSAL OF INDUSTRIAL WASTE IS ALLOWED IF A.B.S. COMPOSITE PIPE IS USED.
22. SEWER LINE CURVATURE SHALL NOT BE ACHIEVED BY PULLING OF JOINTS OR BEVELING PIPE ENDS WHEN USING PLASTIC PIPE INCLUDING A.B.S. COMPOSITE PIPE.
23. ALL WYES AND/OR HOUSE LATERALS ARE TO BE LOCATED AT LEAST FIVE FEET APART AND WHEN POSSIBLE NOT CLOSER THAN FIVE FEET TO ANY MANHOLE.
24. A.B.S. SOLID WALL PIPE IS NOT ACCEPTABLE FOR USE AS MAINLINE SEWER.
25. ONLY WYE BRANCHES ARE TO BE USED FOR CONNECTION TO A.B.S. COMPOSITE MAINLINE SEWER PIPE.

REVISION NO. 1

PAGE 1	REVISE INDEX MAP
PAGE 7	REVISE VERTICAL ALIGNMENT TO MAINLINE SEWER FROM STATION 23+30.00 TO STATION 23+15.20 & DELETE M.H. 21+68.16.
PAGE 8	DELETE ALL OF PAGE AS PART OF THIS PLAN

APPROVED: Scott G. Hall
L.A. COUNTY DEPT. OF PUBLIC WORKS
DATE: 9-28-87

ISSUE NO HOUSE CONNECTION PERMITS UNTIL P.C. 10383 IS ACCEPTED FOR PUBLIC USE BY THE COUNTY OF L.A.

GENERAL NOTES: DOUBLE SCALE

1. ELEVATIONS ARE IN FEET ABOVE U.S.C & G.S. SEA LEVEL DATUM OF 1929
2. NO REVISIONS SHALL BE MADE IN THESE PLANS WITHOUT THE APPROVAL OF THE DEPT. OF PUBLIC WORKS.
3. NO REPRESENTATIVE OF THE DEPT. OF PUBLIC WORKS WILL SURVEY OR LAY OUT ANY PORTION OF THE WORK.
4. GRADES TO WHICH THIS IMPROVEMENT IS TO BE CONSTRUCTED ARE SHOWN ON PLANS AND PROFILES. GRADE POINTS FOR TOP OF CURBS, CENTER LINE OF STREETS, OR CENTER LINE OF ALLEYS ARE SHOWN BY CIRCLES ON PROFILES AT ALL POINTS BETWEEN DESIGNATED POINTS. THE GRADE SHALL BE ESTABLISHED SO AS TO CONFORM TO A STRAIGHT LINE DRAWN BETWEEN SAID DESIGNATED POINTS
5. THE PRIVATE ENGINEER SHALL FURNISH THE DEPT. OF PUBLIC WORKS WITH GRADES SHEETS & STATIONING FOR ALL HOUSE LATERALS AND "Y" OR "T" BRANCHES AND SHALL PROVIDE STAKES FOR THEM AT THEIR PROPER LOCATION, WITH STATIONING PLAINLY MARKED. ALL HOUSE LATERALS SHALL BE CONSTRUCTED IN A STRAIGHT ALIGNMENT AT RIGHT ANGLES FROM THE MAIN LINE SEWER EXCEPT AS SHOWN ON THE PLANS. HOUSE LATERALS FROM CHIMNEYS SHALL NOT HAVE AN ANGLE OF LESS THAN 45 WITH THE MAIN LINE SEWER. ANY CHANGE IN ALIGNMENT SHALL BE REQUESTED IN WRITING BY THE PRIVATE ENGINEER
6. THE PRIVATE ENGINEER SHALL FURNISH THE HOUSE LATERAL DEPTH AT THE PROPERTY LINE BELOW THE TOP OF CURB ELEVATION FOR EACH HOUSE LATERAL ON THE GRADE SHEET.
7. BEFORE WORK CAN BE STARTED THE CONTRACTOR MUST OBTAIN A PERMIT TO EXCAVATE IN COUNTY STREETS FROM THE ROAD ELEMENT OF THE L.A. DEPT. OF PUBLIC WORKS, DIST. OFFICE NO. 1, AND PAY A FEE TO THE DIRECTOR OF PUBLIC WORKS, 550 S. VERMONT AVE., L.A., CA 90020, TO COVER THE COST OF CONSTRUCTION INSPECTION & RECORD PLANS.
8. IF WORK IS TO BE DONE IN A STATE HIGHWAY A PERMIT MUST BE OBTAINED FROM THE STATE OF CALIFORNIA, DIVISION OF HIGHWAYS, 120 SOUTH SPRING STREET, LOS ANGELES, CALIFORNIA
9. APPROVAL OF THIS PLAN BY THE COUNTY OF LOS ANGELES DOES NOT CONSTITUTE A REPRESENTATION AS TO THE ACCURACY OF THE LOCATION OF OR THE EXISTENCE OR NON-EXISTENCE OF ANY UNDERGROUND UTILITY PIPE OR STRUCTURE WITHIN THE LIMITS OF THIS PROJECT. THIS NOTE APPLIES TO ALL PAGES.
10. REFER TO SECTION 7.10.4.1 OF THE STANDARD SPECIFICATIONS, REGARDING SAFETY ORDERS
11. PRIOR TO THE ISSUANCE OF THE REQUIRED SEWER CONSTRUCTION PERMIT, THE CONTRACTOR SHALL OBTAIN AND FILE WITH THE DEPT. OF PUBLIC WORKS COPIES OF A PERMIT TO EXCAVATE IN COUNTY STREETS FROM THE L.A. COUNTY ROAD ELEMENT AT THE DEPT OF PUBLIC WORKS & PERMIT FOR EXCAVATIONS & TRENCHES FROM THE STATE OF CALIF, DIV OF INDUSTRIAL SAFETY & A CERTIFICATE OF WORKER'S COMPENSATION INSURANCE WITH THE DEPARTMENT OF PUBLIC WORKS, 550 SOUTH VERMONT AVE 6TH FLOOR, LOS ANGELES, CALIFORNIA 90020 NAMED AS THE CERTIFICATE HOLDER TO BE NOTIFIED 30 DAYS PRIOR TO CANCELLATION OF POLICY

CONSTRUCTION NOTES:

1. WORK SHALL BE CONSTRUCTED ACCORDING TO THE STANDARD SPECIFICATIONS FOR PUBLIC WORKS CONSTRUCTION (1985 EDITION) W/SUPPLEMENTS & DEPT OF PUBLIC WORKS SPECIAL PROVISIONS FOR THE CONSTRUCTION OF SANITARY SEWERS DATED SEPT. 21, 1976 AND SHALL BE PROSECUTED ONLY IN THE PRESENCE OF THE DIRECTOR OF PUBLIC WORKS.
2. THE CONTRACTOR SHALL NOTIFY THE CONSTRUCTION DIV. PUBLIC WORKS DEPT. TEL. (213) 226-8281 AT LEAST 24 HOURS BEFORE STARTING ANY WORK UNDER THIS CONTRACT
3. HOUSE LATERALS TO BE CONSTRUCTED WITH INVERTS AT PROPERTY LINE 6 FEET BELOW CURB GRADE EXCEPT AS NOTED
4. WYE OR TEE BRANCHES MAY BE USED FOR CONNECTIONS TO MAINLINE SEWERS EXCEPT AS NOTED
4a. WYE BRANCHES ONLY MAY BE USED FOR CONNECTIONS TO MAINLINE SEWERS PER S-23 CASE II EXCEPT AS NOTED
5. ALL STRUCTURES SHALL BE EITHER BRICK MANHOLES PER S-3 OR PRECAST CONCRETE MANHOLES PER S-24 EXCEPT AS NOTED
6. PROVIDE STAKES ON THE PROPERTY LINE OR PROPERTY LINES PRODUCED AT RIGHT ANGLES TO THE SEWER LINE AT THE CENTER LINE OF EACH MANHOLE
7. MANHOLE TOPS IN UNIMPROVED RIGHTS OF WAY TO BE SIX INCHES ABOVE FINISHED GRADE
8. VITRIFIED CLAY PIPE JOINTS SHALL BE TYPE 'D' OR 'G' PER STANDARD SPECIFICATIONS SECTION 208-2
9. IF A POWER POLE IS WITHIN THREE FEET OF THE SEWER THE SEWER SHALL BE ENCASED PER S-23 CASE II TWO FEET ON EACH SIDE FROM THE POINT OF INTERFERENCE
10. IF DURING THE COURSE OF CONSTRUCTION IT IS DETERMINED THAT THERE IS LESS THAN FOUR FEET OF COVER OVER THE TOP OF A MAIN LINE OR HOUSE LATERAL SEWER WHICH IS NOT INDICATED ON THE PLANS, THE PIPE SHALL BE ENCASED PER S-23 CASE II UNLESS OTHERWISE APPROVED BY THE DIRECTOR OF PUBLIC WORKS.
11a. ALL JOINTS BETWEEN C.I.P. (NON PRESSURE) & A.B.S.C.P. PIPE SHALL BE MADE WITH APPROVED FITTINGS
11. ALL JOINTS BETWEEN C.I.P. (NON PRESSURE) & A.B.S.C.P. PIPE SHALL BE MADE WITH A RUBBER SLEEVE JOINT. TYPE 'C' OR 'D'. (WITH BUSHING IF NECESSARY) PER STANDARD SPECIFICATIONS. SECTION 208-2
12. SEWERS TO BE TESTED FOR LEAKAGE PER SECTION 306.1 & OF THE STANDARD SPECIFICATIONS AND SPECIAL PROVISIONS
13. RESURFACE ALL TRENCHES WITHIN PAVED AREAS TO MEET L.A COUNTY PUBLIC WORKS OR CALIF. STATE HIGHWAY REQUIREMENTS IN ACCORDANCE WITH PERMITS.
14. FULL COMPLIANCE WITH SECTION 306.1.3.5 OF THE SPECIAL PROVISIONS WILL BE REQUIRED FOR BACKFILL IN STREETS. CERTIFICATION OF BACKFILL COMPACTION AND SAND EQUIVALENTS BY A QUALIFIED REGISTERED TESTING LABORATORY SHALL BE PROVIDED BY THE PERMITTEE PRIOR TO THE ISSUANCE OF A CERTIFICATE OF PARTIAL ACCEPTANCE
15. SPECIAL BACKFILL IN EASEMENT CONSTRUCTION: (A) BACKFILL TRENCH AND REPLACE OTHER EARTH SO AS TO ACHIEVE THE NATURAL OR FINISHED GRADES AND SLOPES SHOWN ON THE GRADING PLAN APPROVED FOR THIS DEVELOPMENT BY THE BUILDING AND SAFETY DIVISION (B) ALL BACKFILL AND EARTH REPLACED SHALL BE COMPACTED TO A MINIMUM OF 90% OF MAXIMUM DENSITY PER A.S.T.M. STD. METHOD OF TEST D1557. AS MODIFIED. ACCEPTABLE CERTIFICATION OF SUCH COMPACTION SHALL BE SUBMITTED TO THE CONSTRUCTION DIV. PUBLIC WORKS DEPT.

PROFILE, ALIGNMENT AND GRADE OF PAGE 1

SANITARY SEWERS

TO BE CONSTRUCTED IN

TRACT NO. 43544

PRIVATE CONTRACT NO. 10479

U-138

4 SHEETS, 7 PAGES

SCALE: VERT. 1" = 8' HORIZ. 1" = 40'

NOVEMBER, 1985

PREPARED IN THE OFFICES OF

LIND & HILLERUD, INC.
2065 HUNTINGTON DRIVE
SAN MARINO, CA 91108

BY: JOHN W. SAMRACINO
REG. C.E. NO. 19233

52429

THE FOLLOWING LATEST REVISED STANDARD PLANS ON FILE IN THE OFFICE OF THE DEPARTMENT OF PUBLIC WORKS SHALL APPLY IN THE CONSTRUCTION OF THIS PROJECT:

LEGEND	S-1
MINIMUM PUBLIC SAFETY REQUIREMENTS	S-2
BRICK MANHOLE	S-3
STANDARD MANHOLE STEP	S-17
BEDDING FOR SEWER PIPE	S-21
CRADLING AND ENCASEMENT	S-23
WYE OR TEE SUPPORT	S-24
ALLOWABLE TRENCH WIDTHS	S-33
LOCKING MANHOLE FRAME AND COVER	S-33
NON-REINFORCED PRECAST CONCRETE MANHOLE	S-34

COUNTY OF LOS ANGELES, CALIFORNIA

THOMAS A. TIDEMANSON, DIRECTOR, DEPARTMENT OF PUBLIC WORKS — CHARLES M. CARRY, CHIEF ENGINEER

APPROVED Carl Nilsen 8/29/86 DATE — APPROVED Leon Thy 9/9/86 DATE — PROJECT ENGINEER

CHECKED Harry C. Anderson 8/28/86 DATE

BND. C.F. NO. 17536

LA PUENTE BLDG. DIST. 200

P.C. 10479 PAGE 2

REVIEWED BY: [illegible] DATE 8/28/86

NO L.A. CO. CHARGE FOR CONNECTIONS

SEE L.A. CO. SAN. DIST. FOR SPECIAL CONNECTION CHARGES

DOUBLE SCALE

52430

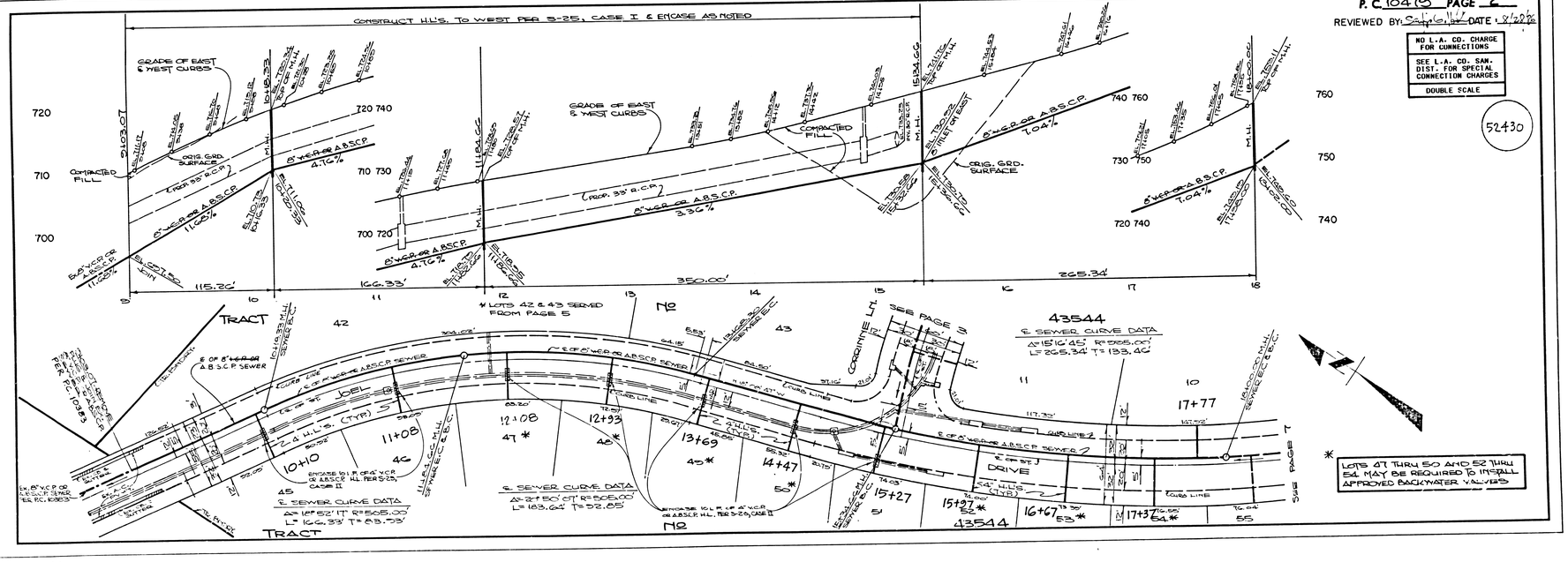

* LOTS 42 & 43 SERVED FROM PAGE 5

L.A. COUNTY SEWER SHEET NO. 1

TRACT 43544

P.C. 10479 PAGE 3
REVIEWED BY Sam Lo. Wu DATE: 8-28-86

NO L.A. CO. CHARGE FOR CONNECTIONS
SEE L.A. CO. SAN. DIST. FOR SPECIAL CONNECTION CHARGES
DOUBLE SCALE

52431

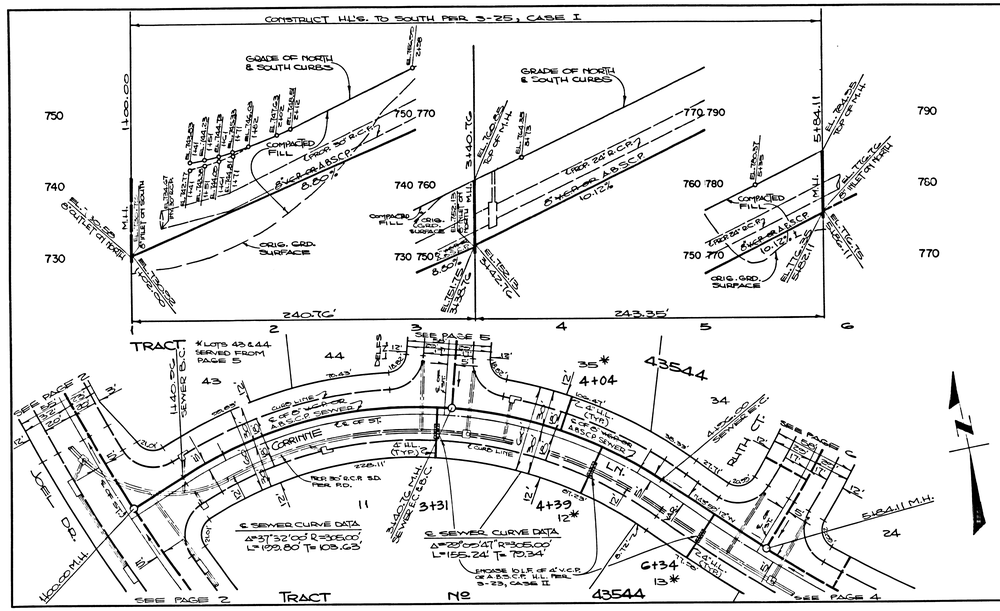

* LOTS 12, 13 AND 35 MAY BE REQUIRED TO INSTALL APPROVED BACKWATER VALVES

P.C. 10479 PAGE 4
REVIEWED BY Sam Lo. Wu DATE: 8-28-86

NO L.A. CO. CHARGE FOR CONNECTIONS
SEE L.A. CO. SAN. DIST. FOR SPECIAL CONNECTION CHARGES
DOUBLE SCALE

52432

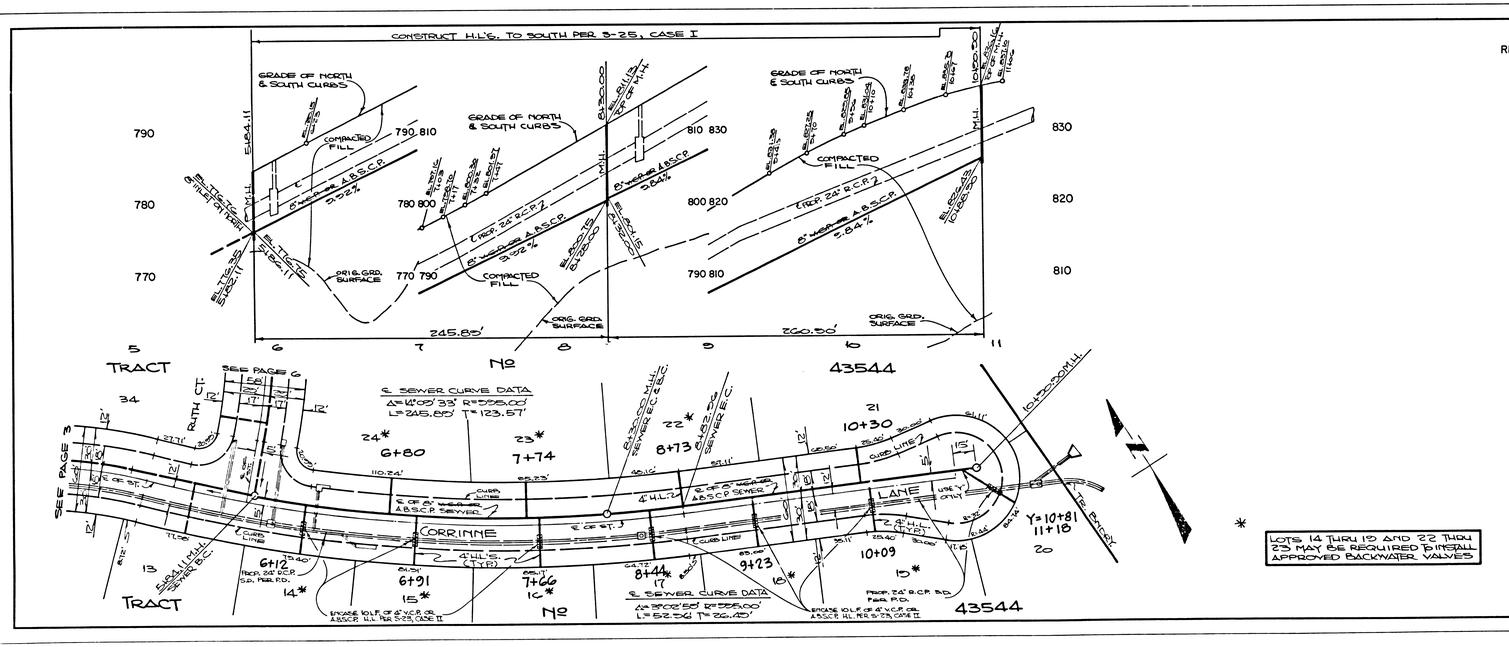

* LOTS 14 THRU 19 AND 22 THRU 23 MAY BE REQUIRED TO INSTALL APPROVED BACKWATER VALVES

P.C. 10470 PAGE 5

REVIEWED BY: Sandy Wallace DATE: 8/28/86

NO L.A. CO. CHARGE FOR CONNECTIONS

SEE SAN. DIST. FOR SPECIAL CONNECTION CHARGES

DOUBLE SCALE

52433

P.C. 10470 PAGE 6

REVIEWED BY: Sandy Wallace DATE: 8/28/86

NO L.A. CO. CHARGE FOR CONNECTIONS

SEE SAN. DIST. FOR SPECIAL CONNECTION CHARGES

DOUBLE SCALE

52434

L.A. COUNTY SEWER SHEET NO. 2

BC 10470

TRACT 43544

L.A. COUNTY SEWER SHEET NO. 2

P.C. 10473

TRACT Nº 43544