DOUBLE SCALE

B.M. 8487 ELEV. 480.89
C.S. DIG W.C.B., 1 FT. N B.C.E. AT N.W. CORNER HALLIBURTON RD. & STINSON AVE., 87' N. & 50' W. OF ℄ INTERSECTION

OTTERBEIN QUAD. 1980

NOTE: Numbers in circles indicate page numbers

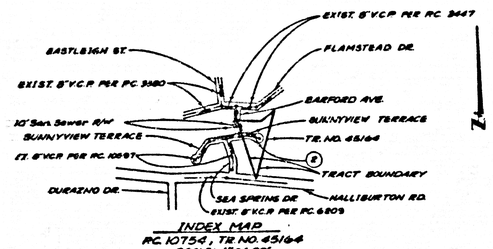

INDEX MAP
P.C. 10754, TR. NO. 45164
SCALE: 1" = 600'

NO CONNECTION FOR THE DISPOSAL OF INDUSTRIAL WASTES SHALL BE MADE TO SEWERS SHOWN ON THESE DRAWINGS UNTIL A PERMIT FOR INDUSTRIAL WASTEWATER DISCHARGE HAS BEEN ISSUED BY THE SANITATION DISTRICTS FOR SAID CONNECTION.

BEFORE BREAKING INTO OR CONSTRUCTION ON A COUNTY SANITATION DISTRICT SEWER AND PRIOR TO FINAL ACCEPTANCE OF THE PROJECT, SANITATION DISTRICT INSPECTOR SHALL BE NOTIFIED BY PHONE (818) 962-8605 SO THAT REQUIRED INSPECTION CAN BE MADE.

ISSUE NO HOUSE CONNECTION PERMITS UNTIL P.C. NO. 10697 IS ACCEPTED FOR PUBLIC USE BY THE COUNTY OF LOS ANGELES

APPROVAL OF THIS PLAN BY THE LAND DEVELOPMENT DIVISION IS BASED ON A REVIEW BY AN ENGINEERING CONSULTANT UNDER CONTRACT WITH THE COUNTY OF LOS ANGELES

GENERAL NOTES:

1. ELEVATIONS ARE IN FEET ABOVE U.S.C. & G.S. SEA LEVEL DATUM OF 1929.
2. NO REVISIONS SHALL BE MADE IN THESE PLANS WITHOUT THE APPROVAL OF THE DIRECTOR OF PUBLIC WORKS.
3. NO REPRESENTATION BY THE DEPARTMENT OF PUBLIC WORKS SHALL SUPPLY OR LAY OUT ANY PORTION OF THE WORK.
4. ATTENTION IS DRAWN TO THE IMPROVEMENT AS TO BE CONSTRUCTED ARE SHOWN ON PL AND PROFILES. GRADE POINTS FOR TOP OF CURBS ON TANGENT LINE OF STREETS OR CENTERLINE OF ALLEYWAYS SHOWN BY CIRCLES ON PROFILES AT ALL POINTS BETWEEN THE DESIGNATED POINTS THE GRADE SHALL BE ESTABLISHED SO AS TO CONTAIN A STRAIGHT LINE BETWEEN THE DESIGNATED POINTS.
5. THE PRIVATE ENGINEER SHALL FURNISH THE REPORTS OF DEPTH BLOCK WORKS WITH GRADE STATIONS AND STATIONING FOR ALL HOUSE LATERAL S AND "Y" OR "T" BRANCHES AND SHALL PROVIDE STAKES FOR THEM AT THEIR PROPER LOCATIONS WITH STATIONING PLANS, SHOWING ALL HOUSE LATERALS SHALL BE CONSTRUCTED IN A STRAIGHT LINE HAVING A "U" LIGHT ANGLE PLUGS THE "Y" WYES, THE 90 AS EXCEPT AS SHOWN ON THE PLANS. HOUSE LATERALS FROM CHIMNEYS SHALL NOT HAVE AN ANGLE OF LESS THAN 45° WITH THE MAIN LINE SEWER. ANY CHANGE IN ALIGNMENT SHALL BE REQUESTED IN WRITING BY THE PRIVATE ENGINEER.
6. THE PRIVATE ENGINEER SHALL FURNISH THE HOUSE LATERAL DEPTH AT THE PROPERTY LINE BELOW THE TOP OF CURB ELEVATION FOR EACH HOUSE LATERAL ON THE GRADE SHEET.
7. BEFORE WORK CAN BE STARTED, THE CONTRACTOR MUST OBTAIN A PERMIT TO EXCAVATE IN COUNTY STREETS FROM THE ENGINEER DIVISION OF THE LOS ANGELES DEPARTMENT OF PUBLIC WORKS, REPRINT OFFICE NO. 8 AND PAY A FEE TO THE DIRECTOR OF PUBLIC WORKS, 900 S. FREMONT AVE., ALHAMBRA, CA. 91803 TO COVER THE COST OF CONSTRUCTION INSPECTION AND RECORD PLANS.
8. IF WORK IS TO DONE IN A STATE HIGHWAY A PERMIT MUST BE OBTAINED FROM THE STATE OF CALIFORNIA, DIVISION OF HIGHWAYS, 120 SOUTH SPRING STREET, LOS ANGELES, CALIFORNIA.
9. APPROVAL OF THIS PLAN BY THE COUNTY OF LOS ANGELES DOES NOT CONSTITUTE A REPRESENTATION AS TO THE ACCURACY OF THE LOCATION OF OR THE EXISTENCE OR NON-EXISTENCE OF ANY UNDERGROUND UTILITY PIPE, OR STRUCTURE BEYOND THE LIMITS OF THIS PROJECT. THIS NOTE APPLIES TO ALL PHASES.
10. REFER TO SECTION 7.16.5.1 OF THE STANDARD SPECIFICATIONS, REGARDING SAFETY ORDERS.
11. PRIOR TO THE ISSUANCE OF THE REQUIRED SEWER CONSTRUCTION PERMIT, THE CONTRACTOR SHALL OBTAIN AND FILE WITH THE DEPARTMENT OF PUBLIC WORKS COPIES OF A PERMIT TO EXCAVATE IN COUNTY STREETS FROM THE ROAD ELEMENT AT THE DEPARTMENT OF PUBLIC WORKS, A PERMIT FOR EXCAVATIONS AND TRENCHES FROM THE STATE OF CALIFORNIA, DIVISION OF INDUSTRIAL SAFETY AND CERTIFICATES OF WORKER'S COMPENSATION INSURANCE WITH THE DEPARTMENT OF PUBLIC WORKS, 900 S. FREMONT AVE., ALHAMBRA, CA. 91803, 5TH FLOOR, NAMED AS THE CERTIFICATE HOLDER TO BE NOTIFIED 30 DAYS PRIOR TO CANCELLATION OF POLICY.

CONSTRUCTION NOTES:

1. WORK SHALL BE CONSTRUCTED ACCORDING TO THE STANDARD SPECIFICATIONS FOR PUBLIC WORKS CONSTRUCTION (1984 EDITION WITH ADDENDA THERETO), SUPPLEMENTED AND PUBLIC WORKS DEPT SPECIAL PROVISIONS FOR THE "CONSTRUCTION OF SANITARY SEWERS" DATED SEPT. 8, 1978, AND SHALL BE PROSECUTED ONLY IN THE PRESENCE OF THE DEPT. OF PUBLIC WORKS INSPECTOR.
2. THE CONTRACTOR SHALL NOTIFY THE CONSTRUCTION DIVISION BY TELEPHONE (818) 962-8605 AT LEAST TWENTY-FOUR HOURS BEFORE STARTING ANY WORK UNDER THIS CONTRACT.
3. HOUSE LATERALS TO BE CONSTRUCTED WITH INVERTS AT PROPERTY LINE 3 FEET BELOW CURB GRADE EXCEPT AS NOTED.
4. WYE OR TEE BRANCHES MAY BE USED FOR CONNECTIONS TO MAIN LINE SEWERS EXCEPT AS NOTED.
5. ALL STRUCTURES SHALL BE EITHER BRICK MANHOLES PER S-2 OR PRECAST CONCRETE MANHOLES PER S-30, EXCEPT AS NOTED.
6. PROVIDE STAKES ON THE PROPERTY LINE OR PROPERTY LINES PERPENDICULAR TO RIGHT ANGLES TO THE SEWER LINE AT THE CENTER LINE OF EACH MANHOLE.
7. MANHOLE TOPS IN UNIMPROVED RIGHTS OF WAY TO BE SIX INCHES ABOVE FINISHED GRADE.
8. VITRIFIED CLAY PIPE JOINTS SHALL BE TYPE "O" OR "B" PER STANDARD SPECIFICATIONS SECTION 300-5.
9. IF A POWER POLE IS WITHIN THREE FEET OF THE SEWER, THE SEWER SHALL BE ENCASED PER S-20, CASE 4. TWO PIER SHOWN EACH SIDE FROM THE POINT OF INTERFERENCE.
10. IF DURING THE COURSE OF CONSTRUCTION IT IS DETERMINED THAT THERE IS LESS THAN FOUR FEET OF COVER OVER THE TOP OF A MAIN LINE OR HOUSE LATERAL V.C.P. SEWER WHICH IS NOT INDICATED ON THE PLANS, THE PIPE SHALL BE ENCASED PER S-23, CASE 4 UNLESS OTHERWISE APPROVED BY THE DIRECTOR OF PUBLIC WORKS.
11. ALL JOINTS BETWEEN CAST IRON PIPE AND VITRIFIED CLAY PIPE SHALL BE MADE WITH A RUBBER SLEEVE JOINT, TYPE "O" OR "B", (WITH BUSHING IF NECESSARY) PER STANDARD SPECIFICATIONS, SECTION 300-5.
12. SEWERS TO BE TESTED FOR LEAKAGE PER SECTION 300-1.4 OF THE STANDARD SPECIFICATIONS AND SPECIAL PROVISIONS.
13. REINSTATE ALL TRENCHES WITHIN PAVED AREAS TO MEET LOS ANGELES COUNTY PUBLIC WORKS OR CALIFORNIA STATE HIGHWAY REQUIREMENTS IN ACCORDANCE WITH PERMITS.
14. FULL COMPLIANCE WITH SECTION 300-1.3.4 OF THE SPECIFICATIONS SHALL BE REQUIRED FOR BACKFILL IN STREETS. CERTIFICATION OF BACKFILL COMPACTION AND SAND EQUIVALENTS BY A QUALIFIED, REGISTERED TESTING LABORATORY SHALL BE PROVIDED BY THE PERMITTEE PRIOR TO THE ISSUANCE OF A CERTIFICATE OF PARTIAL ACCEPTANCE.
15. SPECIAL BACKFILL IN EASEMENT CONSTRUCTION: (A) BACKFILL TRENCH AND REPLACE OTHER EARTH SO AS TO ACHIEVE THE NATURAL OR PREVIOUS GRADES AND SLOPES SHOWN ON THE GRADING PLAN APPROVED FOR THIS DEVELOPMENT BY THE LAND DEVELOPMENT DIVISION; (B) ALL BACKFILL AND EARTH REPLACED SHALL BE COMPACTED TO A MINIMUM OF 90% OF MAX. MUM DENSITY PER ASTM D 1557 METHOD OF TEST D1557-77 AS MODIFIED. ACCEPTABLE CERTIFICATION OF SUCH COMPACTION SHALL BE SUBMITTED TO THE CONSTRUCTION DIVISION, PUBLIC WORKS DEPT.

PROFILE, ALIGNMENT AND GRADE OF

PAGE 1

SANITARY SEWERS

TO BE CONSTRUCTED IN

TRACT NO. 45164

PRIVATE CONTRACT NO. 10754

INDEX U-118 — D, E-3

1 SHEET ; 2 PAGES

52435

SCALE: VERT. 1" = 8' HORIZ. 1" = 40'

JULY, 1987

JOHN W. KING JR. No. 36708 CIVIL STATE OF CALIFORNIA

PREPARED IN THE OFFICES OF
KING CIVIL ENGINEERING CORP.
10 S. Kraemer Blvd. Suite 225
Placentia, CA. 92670
(714) 996-7010

BY John W. King Jr. R.C.E. NO. 36708
JOHN W. KING JR. EXP. 6-30-88

THE FOLLOWING LATEST REVISED STANDARD PLANS ON FILE IN THE OFFICE OF THE DEPARTMENT OF PUBLIC WORKS SHALL APPLY TO THE CONSTRUCTION OF THIS PROJECT:

	COUNTY
LEGEND	S-1
MINIMUM PUBLIC SAFETY REQUIREMENTS	S-2
BRICK SEWER MANHOLE	S-2
STANDARD MANHOLE STEP	S-17
BEDDING FOR SEWER PIPE	S-21
CRADLE AND ENCASEMENT	S-23
WYE OR TEE SUPPORT	S-26
ALL CRADLE TRENCH WIDTHS	S-28
LOCKING MANHOLE FRAME AND COVER	S-30
NON-REINFORCED PRECAST CONCRETE SEWER MANHOLE	S-30

COUNTY OF LOS ANGELES, CALIFORNIA

THOMAS A. TIDEMANSON
DIRECTOR OF PUBLIC WORKS

APPROVED Dean Efthimiou 1-8-88

CHARLES W. CARRY
CHIEF ENGINEER

APPROVED John E. Ross 1/11/88

REVIEWED BY Robert McCurrich 7/11/87
TIERRA ENGINEERING CO.
REG. CE NO. 8880

LA PUENTE BLDG. DIST. 2

P. C. 10754 PAGE 2
REVIEWED BY Robert McCurrich 7-17-87
TIERRA ENG. CO. DATE

NO L.A. COUNTY CHARGE FOR CONNECTION
SEE SANITATION DISTRICTS FOR SPECIAL SEWER CHARGES
DOUBLE SCALE

52436

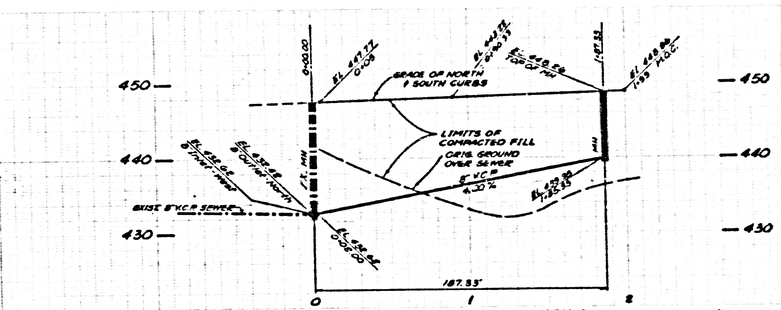

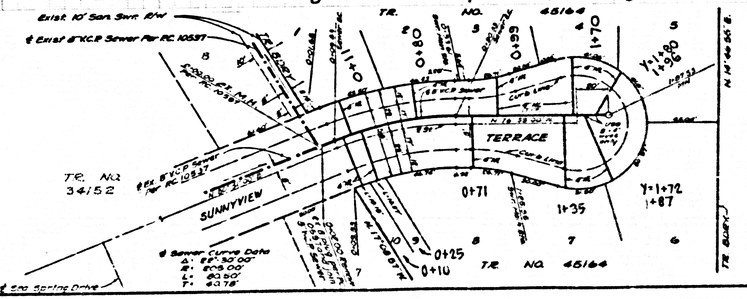

L.A. COUNTY SEWER SHEET NO. 1 G.M. Jr. (213) 920-8440 8/85