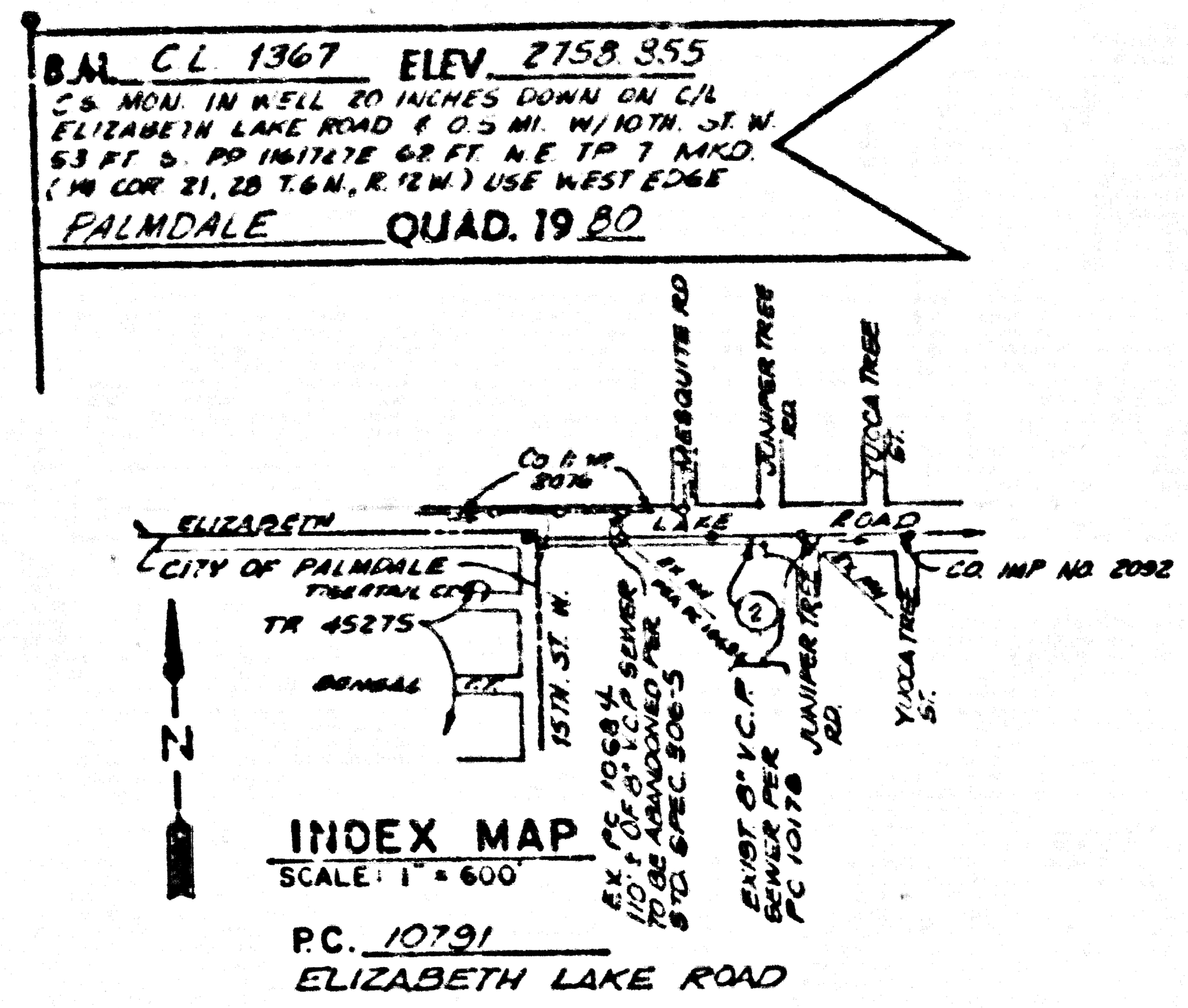


NOTE: NUMBERS IN CIRCLE INDICATE PAGE NO.

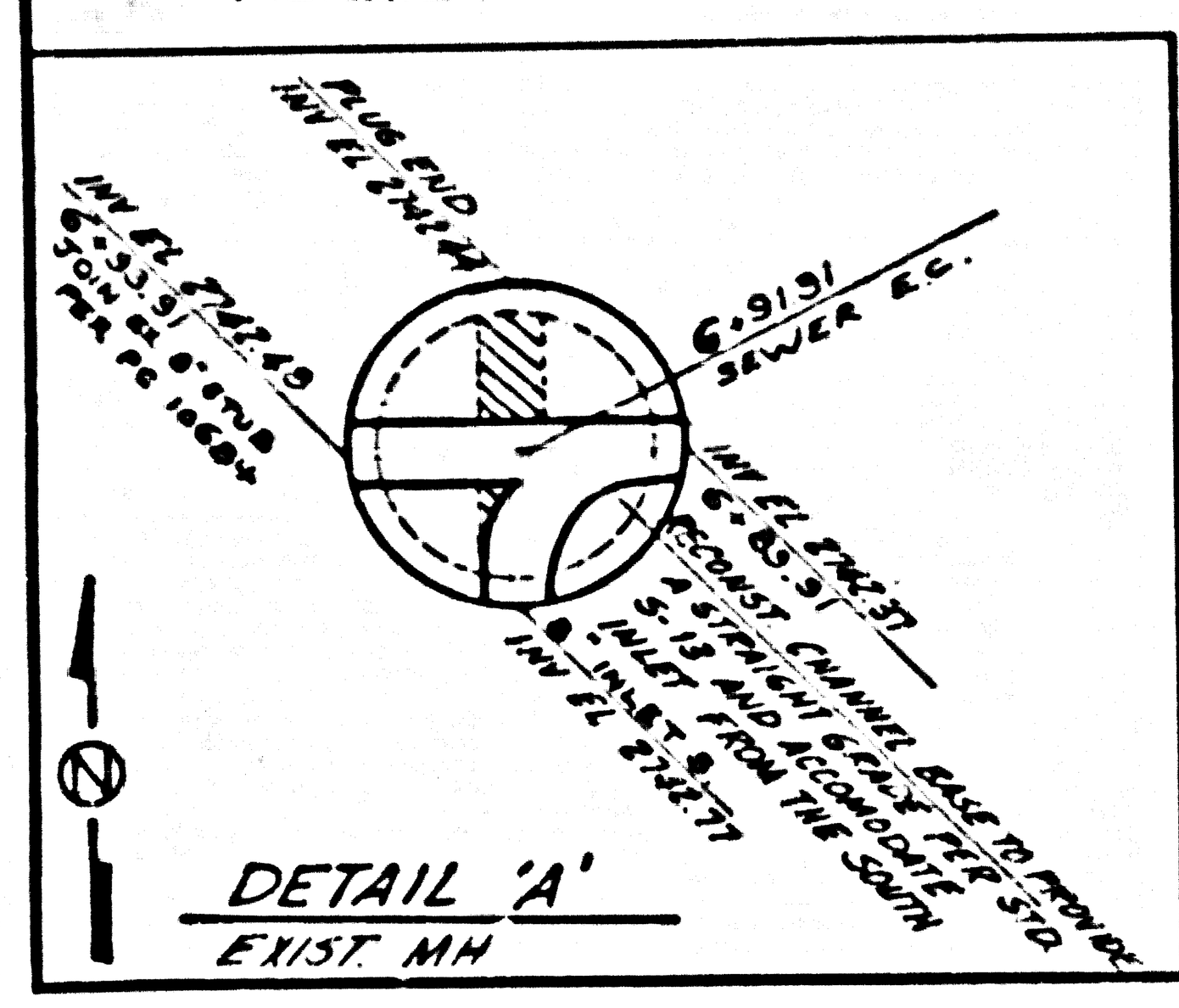


## PRIVATE ENGINEER'S NOTICE TO CONTRACTORS

THE EXISTANCE AND LOCATION OF ANY UNDERGROUND UTILITIES, PIPES, CONDUITS OR STRUCTURES SHOWN ON THESE PLANS ARE OBTAINED BY A SEARCH OF THE AVAILABLE RECORDS. TO THE BEST OF OUR KNOWLEDGE THERE ARE NO EXISTING UTILITIES EXCEPT AS SHOWN ON THESE PLANS. THE CONTRACTOR IS REQUIRED TO TAKE DUE PRECAUTIONARY MEASURES TO PROTECT THE UTILITY LINES SHOWN ON THESE DRAWINGS. THE CONTRACTOR FURTHER ASSUMES ALL LIABILITY AND RESPONSIBILITIES FOR THE UTILITY PIPES, CONDUITS OR STRUCTURES SHOWN OR NOT SHOWN ON THESE DRAWINGS.

CONTRACTOR AGREES THAT HE SHALL ASSUME SOLE AND COMPLETE RESPONSIBILITY FOR JOB SITE CONDITIONS DURING THE COURSE OF CONSTRUCTION OF THIS PROJECT, INCLUDING SAFETY OF ALL PERSONS AND PROPERTY. THAT THIS REQUIREMENT SHALL APPLY, CONTINUOUSLY AND NOT LIMITED TO NORMAL WORKING HOURS; AND THAT THE CONTRACTOR SHALL DEFEND, INDEMNIFY AND HOLD THE OWNER AND THE ENGINEER HARMLESS FROM ANY AND ALL LIABILITY, REAL OR ALLEGED, IN CONNECTION WITH PERFORMANCE OF WORK ON THIS PROJECT, EXCEPTING FOR LIABILITY ARISING FROM THE SOLE NEGLIGENCE OF THE OWNER OR ENGINEER.

Dean E. Williams (signature) 10-26-87
DEAN F. WILLIAMS, REG. C.E. 16723 DATE:

DOUBLE SCALE

CONTRACTOR MUST MAINTAIN FLOW FOR EXISTING P.C. 10684 AT ALL TIMES DURING CONSTRUCTION (6" HL)

NO CONNECTION FOR THE DISPOSAL OF INDUSTRIAL WASTES SHALL BE MADE TO SEWERS SHOWN ON THESE DRAWINGS UNTIL A PERMIT FOR INDUSTRIAL WASTEWATER DISCHARGE HAS BEEN ISSUED BY THE SANITATION DISTRICTS FOR SAID CONNECTION.

BEFORE BREAKING INTO OR CONSTRUCTION ON A COUNTY SANITATION DISTRICT SEWER AND PRIOR TO FINAL ACCEPTANCE OF THE PROJECT, SANITATION DISTRICT INSPECTOR SHALL BE NOTIFIED BY PHONE (805) 947-5027 SO THAT REQUIRED INSPECTION CAN BE MADE.

## GENERAL NOTES:

1. ELEVATIONS ARE IN FEET ABOVE U.S.C. & G.S. SEA LEVEL DATUM OF 1929.
2. NO REVISIONS SHALL BE MADE IN THESE PLANS WITHOUT THE APPROVAL OF THE DIRECTOR OF PUBLIC WORKS.
3. NO REPRESENTATIVE OF THE DEPARTMENT OF PUBLIC WORKS WILL SURVEY OR LAY OUT ANY PORTION OF THE WORK.
4. GRADES TO WHICH THIS IMPROVEMENT IS TO BE CONSTRUCTED ARE SHOWN ON PLANS AND PROFILES. GRADE POINTS FOR TOP OF CURB & CENTER LINE OF STREETS OR CENTER LINE OF ALLEYS ARE SHOWN BY CIRCLES ON PROFILES. AT ALL POINTS BETWEEN DESIGNATED POINTS THE GRADE SHALL BE ESTABLISHED SO AS TO CONFORM TO A STRAIGHT LINE DRAWN BETWEEN SAID DESIGNATED POINTS.
5. THE PRIVATE ENGINEER SHALL FURNISH THE DEPARTMENT OF PUBLIC WORKS WITH GRADE SHEETS AND STATIONINGS FOR ALL HOUSE LATERALS AND "Y" OR "T" BRANCHES AND SHALL PROVIDE STAKES FOR THEM AT THEIR PROPER LOCATIONS WITH STATIONING PLAINLY MARKED. ALL HOUSE LATERALS SHALL BE CONSTRUCTED IN A STRAIGHT ALIGNMENT AT RIGHT ANGLES FROM THE MAIN LINE SEWER EXCEPT AS SHOWN ON THE PLANS. HOUSE LATERALS FROM CHIMNEYS SHALL NOT HAVE AN ANGLE OF LESS THAN 45° WITH THE MAIN LINE SEWER. ANY CHANGE IN ALIGNMENT SHALL BE REQUESTED IN WRITING BY THE PRIVATE ENGINEER.
6. THE PRIVATE ENGINEER SHALL FURNISH THE HOUSE LATERAL DEPTH AT THE PROPERTY LINE BELOW THE TOP OF CURB ELEVATION FOR EACH HOUSE LATERAL ON THE GRADE SHEET.
7. BEFORE WORK CAN BE STARTED, THE CONTRACTOR MUST OBTAIN A PERMIT TO EXCAVATE IN COUNTY STREETS FROM THE CONSTRUCTION DIVISION OF THE LOS ANGELES DEPARTMENT OF PUBLIC WORKS, PERMIT OFFICE NO. 6, AND PAY A FEE TO THE DIRECTOR OF PUBLIC WORKS, 900 S. FREMONT AVE. ALHAMBRA, CALIF. 91803 - 8th FLOOR TO COVER THE COST OF CONSTRUCTION INSPECTION AND RECORD PLANS.
8. IF WORK IS TO DONE IN A STATE HIGHWAY, A PERMIT MUST BE OBTAINED FROM THE STATE OF CALIFORNIA DIVISION OF HIGHWAYS, 120 SOUTH SPRING STREET, LOS ANGELES, CALIFORNIA.
9. APPROVAL OF THIS PLAN BY THE COUNTY OF LOS ANGELES DOES NOT CONSTITUTE A REPRESENTATION AS TO THE ACCURACY OF THE LOCATION OF OR THE EXISTENCE OR NON-EXISTENCE OF ANY UNDERGROUND UTILITY PIPE, OR STRUCTURE WITHIN THE LIMITS OF THIS PROJECT. THIS NOTE APPLIES TO ALL PAGES.
10. REFER TO SECTION 7.10.4.1 OF THE STANDARD SPECIFICATIONS, REGARDING SAFETY ORDERS.
11. PRIOR TO THE ISSUANCE OF THE REQUIRED SEWER CONSTRUCTION PERMIT, THE CONTRACTOR SHALL OBTAIN AND FILE WITH THE DEPARTMENT OF PUBLIC WORKS COPIES OF A PERMIT TO EXCAVATE IN COUNTY STREETS FROM THE CONSTRUCTION DIVISION OF THE DEPARTMENT OF PUBLIC WORKS, A PERMIT FOR EXCAVATIONS AND TRENCHES FROM THE STATE OF CALIFORNIA, A DIVISION OF INDUSTRIAL SAFETY AND A CERTIFICATE OF WORKER'S COMPENSATION INSURANCE WITH THE DEPARTMENT OF PUBLIC WORKS, 900 S. FREMONT AVE. ALHAMBRA, CALIF. 91803 - 8th FLOOR NAMED AS THE CERTIFICATE HOLDER TO BE NOTIFIED 30 DAYS PRIOR TO CANCELLATION OF POLICY.

## CONSTRUCTION NOTES:

1. WORK SHALL BE CONSTRUCTED ACCORDING TO THE STANDARD SPECIFICATIONS FOR PUBLIC WORKS CONSTRUCTION (1985 EDITION WITH 1986 SUPPLEMENTS) AND DEPT. OF PUBLIC WORKS SPECIAL PROVISIONS FOR THE CONSTRUCTION OF SANITARY SEWERS DATED SEPT. 21, 1976 AND SHALL BE PROSECUTED ONLY IN THE PRESENCE OF THE DEPT. OF PUBLIC WORKS.
2. THE CONTRACTOR SHALL NOTIFY THE CONSTRUCTION DIVISION BY TEL (818) 458-3129 AT LEAST TWENTY-FOUR HOURS BEFORE STARTING ANY WORK UNDER THIS CONTRACT.
3. HOUSE LATERALS TO BE CONSTRUCTED WITH INVERTS AT PROPERTY LINE 6 FEET BELOW CURB GRADE EXCEPT AS NOTED.
4. WYE OR TEE BRANCHES MAY BE USED FOR CONNECTIONS TO MAINLINE SEWERS EXCEPT AS NOTED.
5. ALL STRUCTURES SHALL BE EITHER BRICK MANHOLES PER S-3 OR PRECAST CONCRETE MANHOLES PER S-38, EXCEPT AS NOTED.
6. PROVIDE STAKES ON THE PROPERTY LINE OR PROPERTY LINES PRODUCED AT RIGHT ANGLES TO THE SEWER LINE AT THE CENTER LINE OF EACH MANHOLE.
7. MANHOLE TOPS IN UNIMPROVED RIGHTS OF WAY TO BE SIX INCHES ABOVE FINISHED GRADE.
8. VITRIFIED CLAY PIPE JOINTS SHALL BE TYPE "D" OR "G" PER STANDARD SPECIFICATIONS SECTION 208-2.
9. IF A POWER POLE IS WITHIN THREE FEET OF THE SEWER, THE SEWER SHALL BE ENCASED PER S-23, CASE II, TWO FEET ON EACH SIDE FROM THE POINT OF INTERFERENCE.
10. IF DURING THE COURSE OF CONSTRUCTION IT IS DETERMINED THAT THERE IS LESS THAN FOUR FEET OF COVER OVER THE TOP OF A MAIN LINE OR HOUSE LATERAL V.C.P. SEWER WHICH IS NOT INDICATED ON THE PLANS, THE PIPE SHALL BE ENCASED PER S-23, CASE II UNLESS OTHERWISE APPROVED BY THE DIRECTOR OF PUBLIC WORKS.
11. ALL JOINTS BETWEEN CAST IRON PIPE AND VITRIFIED CLAY PIPE SHALL BE MADE WITH A RUBBER SLEEVE JOINT, TYPE "C" OR "D", (WITH BUSHING IF NECESSARY) PER STANDARD SPECIFICATIONS, SECTION 208-2.
12. SEWERS TO BE TESTED FOR LEAKAGE PER SECTION 306-1.4 OF THE STANDARD SPECIFICATIONS AND SPECIAL PROVISIONS.
13. RESURFACE ALL TRENCHES WITHIN PAVED AREAS TO MEET LOS ANGELES COUNTY PUBLIC WORKS OR CALIFORNIA STATE HIGHWAY REQUIREMENTS IN ACCORDANCE WITH PERMITS.
14. FULL COMPLIANCE WITH SECTION 306-1.3.4 OF THE STD. SPECIFICATION WILL BE REQUIRED FOR BACKFILL IN STREETS. CERTIFICATION OF BACKFILL COMPACTION AND SAND EQUIVALENTS BY A QUALIFIED, REGISTERED TESTING LABORATORY SHALL BE PROVIDED BY THE PERMITTEE PRIOR TO THE ISSUANCE OF A CERTIFICATE OF PARTIAL ACCEPTANCE.
15. SPECIAL BACKFILL IN EASEMENT CONSTRUCTION: (A) BACKFILL TRENCH AND REPLACE OTHER EARTH SO AS TO ACHIEVE THE NATURAL OR FINISHED GRADES AND SLOPES SHOWN ON THE GRADING PLAN APPROVED FOR THIS DEVELOPMENT BY THE LAND DEVELOPMENT DIVISION. (B) ALL BACKFILL AND EARTH REPLACED SHALL BE COMPACTED TO A MINIMUM OF 90% OF MAXIMUM DENSITY PER A.S.T.M. STD. METHOD OF TEST D698-57T AS MODIFIED. ACCEPTABLE CERTIFICATION OF SUCH COMPACTION SHALL BE SUBMITTED TO THE CONSTRUCTION DIVISION, PUBLIC WORKS DEPARTMENT.

PROFILE, ALIGNMENT AND GRADE OF

PAGE 1

# SANITARY SEWERS

TO BE CONSTRUCTED IN

# ELIZABETH LAKE ROAD

## PRIVATE CONTRACT NO. 10791

INDEX A - 135

1 SHEET ; 2 PAGES

53383

SCALE: VERT. 1" = 8' HORIZ. 1" = 40'

26 OCT., 1987

PREPARED IN THE OFFICES OF
WILLIAMS PROPERTY CONSULTANTS INC.
265 N. SAN GABRIEL BLVD., PASADENA, CA. 91107
(818) 795-5162

BY: Dean E. Williams (signature)
REG. C.E. NO. 16723, EXP. DATE 6/30/89

THE FOLLOWING LATEST REVISED STANDARD PLANS ON FILE IN THE OFFICE OF THE DEPARTMENT OF PUBLIC WORKS SHALL APPLY IN THE CONSTRUCTION OF THIS PROJECT:

| | |
|---|---|
| LEGEND | S-1 |
| MINIMUM PUBLIC SAFETY REQUIREMENTS | S-2 |
| BRICK MANHOLE | S-3 |
| STANDARD MANHOLE STEP | S-17 |
| BEDDING FOR SEWER PIPE | S-21 |
| CRADLING AND ENCASEMENT | S-23 |
| WYE OR TEE SUPPORT | S-26 |
| ALLOWABLE TRENCH WIDTHS | S-33 |
| LOCKING MANHOLE FRAME AND COVER | S-36 |
| NON-REINFORCED PRECAST CONCRETE MANHOLE | S-38 |
| DESIGN REQUIREMENTS FOR SANITARY SEWERS IN THE VICINITY OF PRESSURE WATER MAINS | S-C1 & S-23 |
| BREAKING INTO EXIST. BRICK OR PRE-CAST MH | S-13 |

### COUNTY OF LOS ANGELES, CALIFORNIA

THOMAS A. TIDEMANSON
DIRECTOR OF PUBLIC WORKS

CHARLES W. CARRY
CHIEF ENGINEER
CO. SAN DIST. NO. 20

APPROVED (signature) 2-16-88 (DATE)

APPROVED (signature) FOR CHIEF ENGINEER 2/19/88

CHECKED (signature) 2-12-88 (DATE)
REG. C.E. NO. 18,116

PALMDALE BLDG. DIST. 8.1

THE CITY OF PALMDALE ACCEPTS SEWER CONNECTION IN CONJUNCTION WITH THE CONSTRUCTION OF THIS PROJECT
REVIEWED BY: (signature) 12/31/87 DATE

ELIZABETH LAKE ROAD PC 10791 (1)

P.C. 10791 PAGE 2

REVIEWED BY: (signature) 2-12-88 DATE

SEE SANITATION DISTRICT FOR SPECIAL CONNECTION CHARGES
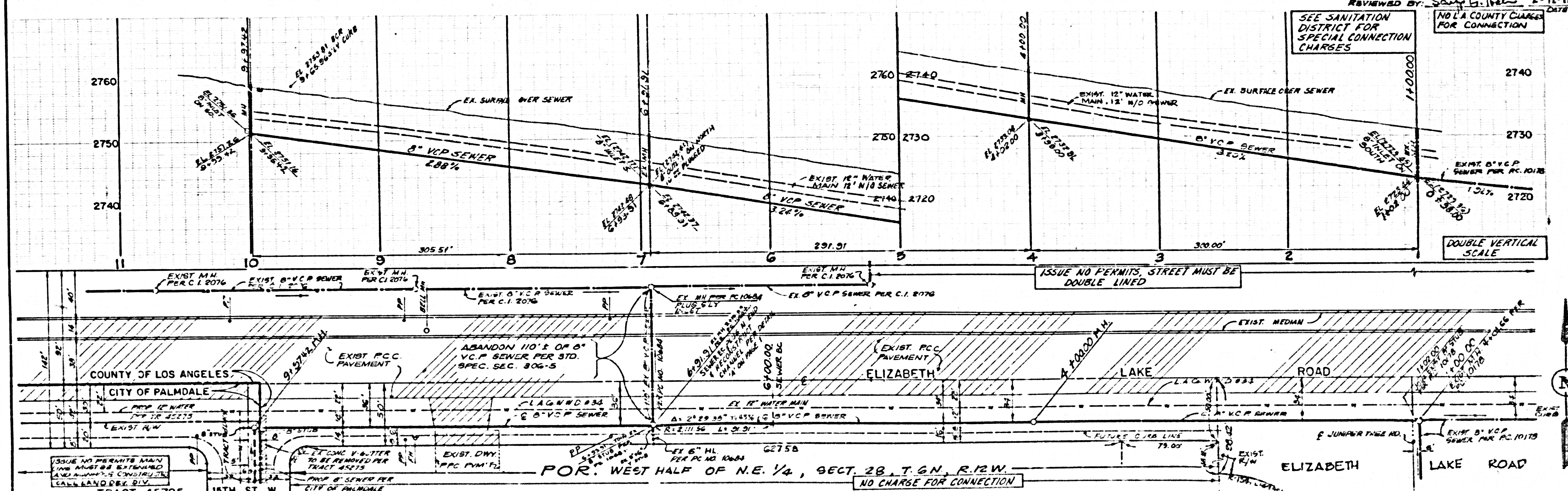
NO L.A. COUNTY CHARGES FOR CONNECTION