B.M. CY 5336 ELEV. 1114.090
L AND T CTR CONC. AND ROCK WALL OF CULV. 25 FT. N C/L MULHOLLAND HWY AND 0.35 MI. W/O OLD TOPANGA CYN RD. NR MKR 378 + 31
MALIBU QUAD. 1980

DOUBLE SCALE

REVISION NO. 1 DATE : 06/16/89

ADDED 4"H.L. (15 L.F.) ON PAGE 2 AT STA. 11+09.45 TO SERVE A GUARD HOUSE

APPROVED: Sanj G. Ibali 6/29/89
DEPT. OF PUBLIC WORKS

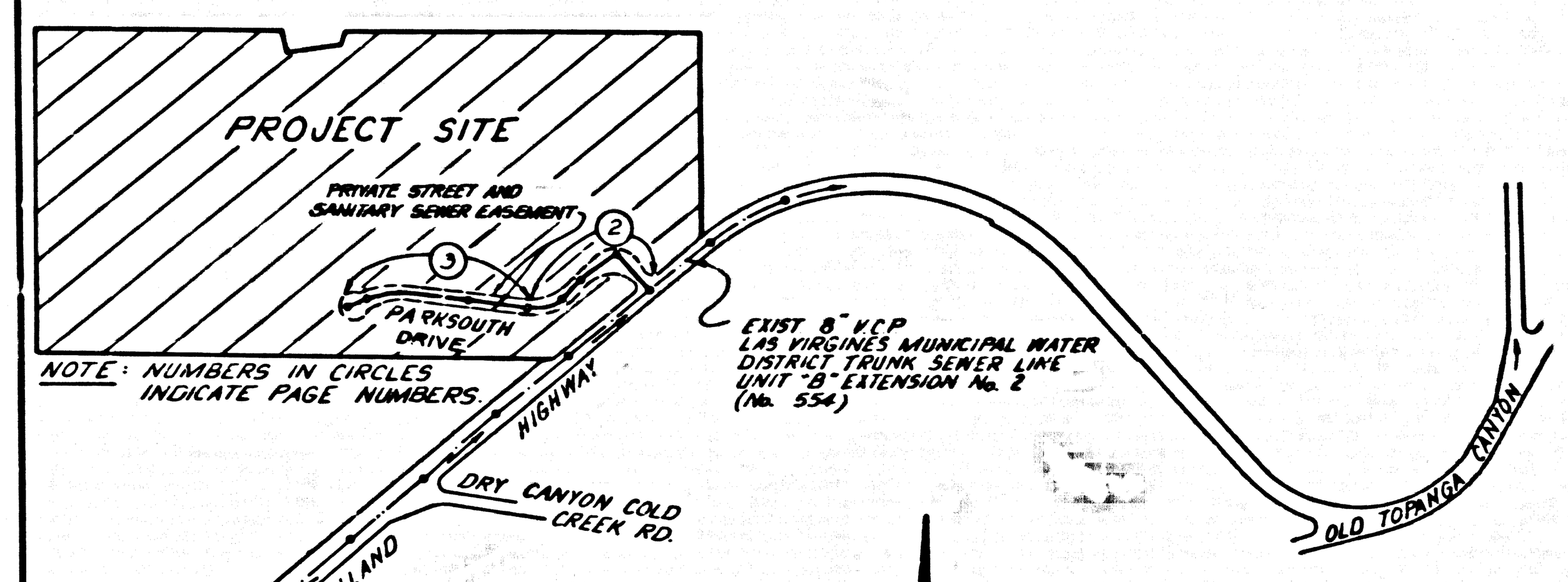

INDEX MAP

SCALE: 1" = 600'
TRACT NO. 35794
P.C. 10794

18. INTERIOR WALLS OF MANHOLE TO BE COATED WITH SULPHIDE RESISTANT COATING SUCH AS "DURATHANE" BY SAN COM ENGINEERING OR APPROVED EQUAL, PREPARE WALL SURFACE PER MANUFACTURER'S RECOMMENDATIONS. CONTACT BILL THORNTON WITH L.V.M.W.D. AT 818-348-1207 AT LEAST 24 HOURS BEFORE STARTING ANY WORK ON TRUNK SEWER.

GENERAL NOTES - CONTINUED

12. THE UNDERGROUND UTILITY COMPANIES WITHIN THE LIMITS OF THIS PROJECT ARE AS FOLLOWS:
    1. SOUTHERN CALIFORNIA GAS COMPANY
    2. LAS VIRGINES MUNICIPAL WATER DISTRICT
    3. PACIFIC BELL TELEPHONE

CONSTRUCTION NOTES - CONTINUED

16. CONTRACTOR SHALL NOTIFY: LAS VIRGENES MUNICIPAL WATER DISTRICT AT LEAST 24 HOURS PRIOR TO EXCAVATION IN THE VICINITY OF ITS 14" WATER LINE AND PRIOR TO MAKING CONNECTION TO EXISTING TRUNK SEWER.
17. TESTING PER LAS VIRGENES MUNICIPAL WATER DISTRICT
    A. INFILTRATION AND LEAKAGE TESTS. METHOD USED FOR TESTING WILL BE THE SAME AS L.A. COUNTY EXCEPT THE FLOW TO BE USED IS AS FOLLOWS:
       0.033 GALLONS/MINUTES/INCH OF DIAMETER/1000 FEET
       OR
       200 GALLONS/DAY/INCH O.D./MILE
    B. MANHOLE LEAKAGE TESTS. AT THE DISCRETION OF THE DISTRICT'S REPRESENTATIVE, ONE MANHOLE OUT OF EVERY TEN MANHOLES AND A MINIMUM OF TWO WILL BE FILLED WITH WATER AND AFTER THREE HOURS WILL BE CHECKED FOR LEAKAGE WITH NO DROP IN LEVEL. FOR EVERY ONE MANHOLE NOT PASSING TESTS, FIVE MORE WILL BE TESTED AT THE DISCRETION OF THE DISTRICT'S REPRESENTATIVE.
    C. AIR TESTING. WHERE THE DIFFERENCE IN ELEVATION BETWEEN THE INVERT OF THE UPPER STRUCTURE AND THE INVERT OF THE LOWER STRUCTURE IS MORE THAN SIX FEET, AN AIR TEST WILL BE MADE. THE TIME TAKEN TO LOSE ONE POUND PER SQUARE INCH GAUGE PRESSURE FROM THREE POUNDS PER SQUARE INCH GAUGE PRESSURE TO TWO POUNDS PER SQUARE INCH GAUGE PRESSURE SHALL NOT BE LESS THAN TIMES SHOWN ON THE FOLLOWING TABLE:

MAIN PIPE DIAMETER	MINIMUM TIME LOSS
6"-14"	1 MINUTE
15"-20"	2 MINUTES
21"-30"	3 MINUTES

IF THE TIME IS LESS THAN LISTED IN THE TABLE ABOVE, THE CONTRACTOR SHALL MAKE SUCH REPAIRS NECESSARY TO ELIMINATE THE EXCESSIVE LEAKAGE.

NO HOUSE CONNECTIONS WILL BE MADE UNTIL CONNECTION FEE IS PAID TO LAS VIRGENES MUNICIPAL WATER DISTRICT.

ALL LOTS IN THIS TRACT MAY REQUIRE A BACKFLOW PREVENTER.

GENERAL NOTES:

1. ELEVATIONS ARE IN FEET ABOVE U.S.C. & G.S. SEA LEVEL DATUM OF 1929.
2. NO REVISIONS SHALL BE MADE IN THESE PLANS WITHOUT THE APPROVAL OF THE DEPT. OF PUBLIC WORKS.
3. NO REPRESENTATIVE OF THE DEPARTMENT OF PUBLIC WORKS WILL SURVEY OR LAY OUT ANY PORTION OF THE WORK.
4. GRADES TO WHICH THIS IMPROVEMENT IS TO BE CONSTRUCTED ARE SHOWN ON PLANS AND PROFILES. GRADE POINTS FOR TOP OF CURBS, CENTER LINE OF STREETS, OR CENTER LINE OF ALLEYS ARE SHOWN BY CIRCLES ON PROFILES. AT ALL POINTS BETWEEN DESIGNATED POINTS THE GRADE SHALL BE ESTABLISHED SO AS TO CONFORM TO A STRAIGHT LINE DRAWN BETWEEN SAID DESIGNATED POINTS.
5. THE PRIVATE ENGINEER SHALL FURNISH THE DEPARTMENT OF PUBLIC WORKS WITH GRADE SHEETS AND STATIONING FOR ALL HOUSE LATERALS AND "Y" OR "T" BRANCHES AND SHALL PROVIDE STAKES FOR THEM AT THEIR PROPER LOCATIONS WITH STATIONING PLAINLY MARKED. ALL HOUSE LATERALS SHALL BE CONSTRUCTED IN A STRAIGHT ALIGNMENT AT RIGHT ANGLES FROM THE MAIN LINE SEWER EXCEPT AS SHOWN ON THE PLANS. HOUSE LATERALS FROM CHIMNEYS SHALL NOT HAVE AN ANGLE OF LESS THAN 45° WITH THE MAIN LINE SEWER. ANY CHANGE IN ALIGNMENT SHALL BE REQUESTED IN WRITING BY THE PRIVATE ENGINEER.
6. THE PRIVATE ENGINEER SHALL FURNISH THE HOUSE LATERAL DEPTH AT THE PROPERTY LINE BELOW THE TOP OF CURB ELEVATION FOR EACH HOUSE LATERAL ON THE GRADE SHEET.
7. BEFORE WORK CAN BE STARTED, THE CONTRACTOR MUST OBTAIN A PERMIT TO EXCAVATE IN COUNTY STREETS FROM THE CONSTRUCTION DIVISION OF THE LOS ANGELES DEPARTMENT OF PUBLIC WORKS, PERMIT OFFICE NO. 8 AND PAY A FEE TO THE DIRECTOR OF PUBLIC WORKS, 900 S. FREMONT AVE., ALHAMBRA, CA. 91803 - 8TH FLOOR, TO COVER THE COST OF CONSTRUCTION INSPECTION AND RECORD PLANS.
8. IF WORK IS TO DONE IN A STATE HIGHWAY, A PERMIT MUST BE OBTAINED FROM THE STATE OF CALIFORNIA, DIVISION OF HIGHWAYS, 120 SOUTH SPRING STREET, LOS ANGELES, CALIFORNIA.
9. APPROVAL OF THIS PLAN BY THE COUNTY OF LOS ANGELES DOES NOT CONSTITUTE A REPRESENTATION AS TO THE ACCURACY OF THE LOCATION OF OR THE EXISTENCE OR NON-EXISTENCE OF ANY UNDERGROUND UTILITY PIPE, OR STRUCTURE WITHIN THE LIMITS OF THIS PROJECT. THIS NOTE APPLIES TO ALL PAGES.
10. REFER TO SECTION 7.10.4.1 OF THE STANDARD SPECIFICATIONS, REGARDING SAFETY ORDERS.
11. PRIOR TO THE ISSUANCE OF THE REQUIRED SEWER CONSTRUCTION PERMIT, THE CONTRACTOR SHALL OBTAIN AND FILE WITH THE DEPARTMENT OF PUBLIC WORKS COPIES OF A PERMIT TO EXCAVATE IN COUNTY STREETS FROM THE CONSTRUCTION DIVISION AT THE DEPARTMENT OF PUBLIC WORKS, A PERMIT FOR EXCAVATIONS AND TRENCHES FROM THE STATE OF CALIFORNIA, A DIVISION OF INDUSTRIAL SAFETY AND A CERTIFICATE OF WORKER'S COMPENSATION INSURANCE WITH THE DEPARTMENT OF PUBLIC WORKS, 900 S. FREMONT AVE., ALHAMBRA, CA. 91803-8TH FLOOR NAMED AS THE CERTIFICATE HOLDER TO BE NOTIFIED 30 DAYS PRIOR TO CANCELLATION OF POLICY.

CONSTRUCTION NOTES:

1. WORK SHALL BE CONSTRUCTED ACCORDING TO THE STANDARD SPECIFICATIONS FOR PUBLIC WORKS CONSTRUCTION (1982 EDITION WITH 1986 SUPPLEMENTS) AND DEPT. OF PUBLIC WORKS SPECIAL PROVISIONS FOR THE CONSTRUCTION OF SANITARY SEWERS DATED SEPT. 21, 1976 AND SHALL BE PROSECUTED ONLY IN THE PRESENCE OF THE DEPARTMENT OF PUBLIC WORKS.
2. THE CONTRACTOR SHALL NOTIFY THE CONSTRUCTION DIVISION BY TELEPHONE 458-3165 AT LEAST TWENTY-FOUR HOURS BEFORE STARTING ANY WORK UNDER THIS CONTRACT.
3. HOUSE LATERALS TO BE CONSTRUCTED WITH INVERTS AT PROPERTY LINE 6 FEET BELOW CURB GRADE EXCEPT AS NOTED.
4. WYE OR TEE BRANCHES MAY BE USED FOR CONNECTIONS TO MAINLINE SEWERS EXCEPT AS NOTED.
5. ALL STRUCTURES SHALL BE EITHER BRICK MANHOLES PER S-3 OR PRECAST CONCRETE MANHOLES PER S-36, EXCEPT AS NOTED.
6. PROVIDE STAKES ON THE PROPERTY LINE OR PROPERTY LINES PRODUCED AT RIGHT ANGLES TO THE SEWER LINE AT THE CENTER LINE OF EACH MANHOLE.
7. MANHOLE TOPS IN UNIMPROVED RIGHTS OF WAY TO BE SIX INCHES ABOVE FINISHED GRADE.
8. VITRIFIED CLAY PIPE JOINTS SHALL BE TYPE "D" OR "G" PER STANDARD SPECIFICATIONS SECTION 208-2.
9. IF A POWER POLE IS WITHIN THREE FEET OF THE SEWER, THE SEWER SHALL BE ENCASED, PER S-23, CASE II, TWO FEET ON EACH SIDE FROM THE POINT OF INTERFERENCE.
10. IF DURING THE COURSE OF CONSTRUCTION IT IS DETERMINED THAT THERE IS LESS THAN FOUR FEET OF COVER OVER THE TOP OF A MAIN LINE OR HOUSE LATERAL V.C.P. SEWER WHICH IS NOT INDICATED ON THE PLANS, THE PIPE SHALL BE ENCASED PER S-23, CASE II UNLESS OTHERWISE APPROVED BY THE DIRECTOR OF PUBLIC WORKS.
11. ALL JOINTS BETWEEN CAST IRON PIPE AND VITRIFIED CLAY PIPE SHALL BE MADE WITH A RUBBER SLEEVE JOINT, TYPE "C" OR "D", (WITH BUSHING IF NECESSARY) PER STANDARD SPECIFICATIONS, SECTION 208-2.
12. SEWERS TO BE AIR PRESSURE TESTED FOR LEAKAGE PER SECTION 306-1.4 OF THE STANDARD SPECIFICATIONS AND SPECIAL PROVISIONS.
13. RESURFACE ALL TRENCHES WITHIN PAVED AREAS TO MEET LOS ANGELES COUNTY PUBLIC WORKS OR CALIFORNIA STATE HIGHWAY REQUIREMENTS IN ACCORDANCE WITH PERMITS.
14. FULL COMPLIANCE WITH SECTION 306-1.3.4 OF THE STANDARD SPECIFICATIONS WILL BE REQUIRED FOR BACKFILL IN STREETS. CERTIFICATION OF BACKFILL COMPACTION AND SAND EQUIVALENTS BY A QUALIFIED, REGISTERED TESTING LABORATORY SHALL BE PROVIDED BY THE PERMITTEE PRIOR TO THE ISSUANCE OF A CERTIFICATE OF PARTIAL ACCEPTANCE.
15. SPECIAL BACKFILL IN EASEMENT CONSTRUCTION: (A) BACKFILL TRENCH AND REPLACE OTHER EARTH SO AS TO ACHIEVE THE NATURAL OR FINISHED GRADES AND SLOPES SHOWN ON THE GRADING PLAN APPROVED FOR THIS DEVELOPMENT BY THE LAND DEVELOPMENT DIVISION. (B) ALL BACKFILL AND EARTH REPLACED SHALL BE COMPACTED TO A MINIMUM OF 90% OF MAXIMUM DENSITY PER A.S.T.M. STD. METHOD OF TEST D698.57T AS MODIFIED. ACCEPTABLE CERTIFICATION OF SUCH COMPACTION SHALL BE SUBMITTED TO THE CONSTRUCTION DIVISION, DEPARTMENT OF PUBLIC WORKS.

PROFILE, ALIGNMENT AND GRADE OF

PAGE 1

SANITARY SEWERS

TO BE CONSTRUCTED IN

TRACT NO. 35794

PRIVATE CONTRACT NO. 10794

INDEX: C-233 · C-5 & 6 W.S. 90
2 SHEETS; 3 PAGES

53360

SCALE: VERT. 1" – 8' HORIZ. 1" – 40'
NOVEMBER, 1987

PREPARED IN THE OFFICES OF
KEVIN KEEGAN AND ASSOC., INC.
21601 - DEVONSHIRE STREET, SUITE 125
CHATSWORTH, CA. 91311 (818) 341-0447

REGISTERED PROFESSIONAL ENGINEER ALBERT PRIETO No. 27245 Exp. 3.31.89 CIVIL STATE OF CALIFORNIA

BY: Albert Prieto
REG. C.E. No. 27245

THE FOLLOWING LATEST REVISED STANDARD PLANS ON FILE IN THE OFFICE OF THE DEPARTMENT OF PUBLIC WORKS SHALL APPLY IN THE CONSTRUCTION OF THIS PROJECT:

LEGEND	S-1
MINIMUM PUBLIC SAFETY REQUIREMENTS	S-2
BRICK MANHOLE	S-3
STANDARD MANHOLE STEP	S-17
BEDDING FOR SEWER PIPE	S-21
CRADLING AND ENCASEMENT	S-23
WYE OR TEE SUPPORT	S-26
ALLOWABLE TRENCH WIDTHS	S-33
LOCKING MANHOLE FRAME AND COVER	S-35
NON-REINFORCED PRECAST CONCRETE MANHOLE	S-36

IN ADDITION, THE FOLLOWING LAS VIRGENES WATER DISTRICT STANDARDS SHALL APPLY TO THE CONSTRUCTION OF THIS PROJECT:

STANDARD MANHOLE	5-5
STANDARD MANHOLE FRAME & COVER	5-5

COUNTY OF LOS ANGELES, CALIFORNIA

THOMAS A. TIDEMANSON
DIRECTOR OF PUBLIC WORKS

H.W. STOKES, CHIEF ENGINEER
LAS VIRGENES MUNICIPAL WATER DISTRICT

APPROVED Dean Efstathiou 8-15-88 (DATE)
APPROVED H.W. Stokes 7-5-88 DATE

CHECKED Bernard Oshima 8-12-88 (DATE)
REG. C.E. NO. 18,116

CALABASAS BLDG. DIST. 9.1

SEE SPECIAL BACKFILL NOTE ON PAGE 1 CONCERNING COMPACTION.

P.C. 10794 PAGE 2

REVIEWED BY: Sanj G. Ibali 8-9-88 DATE

DOUBLE SCALE
SEE L.V.M.W.D. FOR CONNECTION CHARGES
NO CHARGE FOR CONNECTIONS FOR L.A. COUNTY

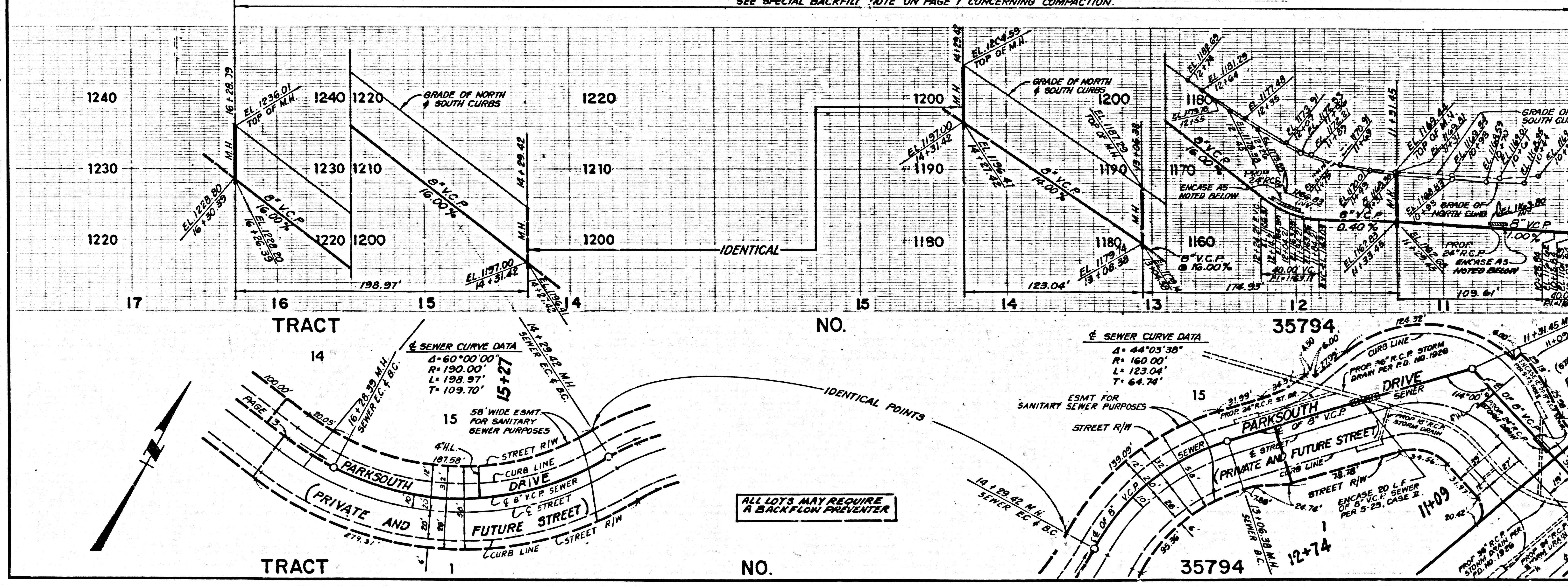

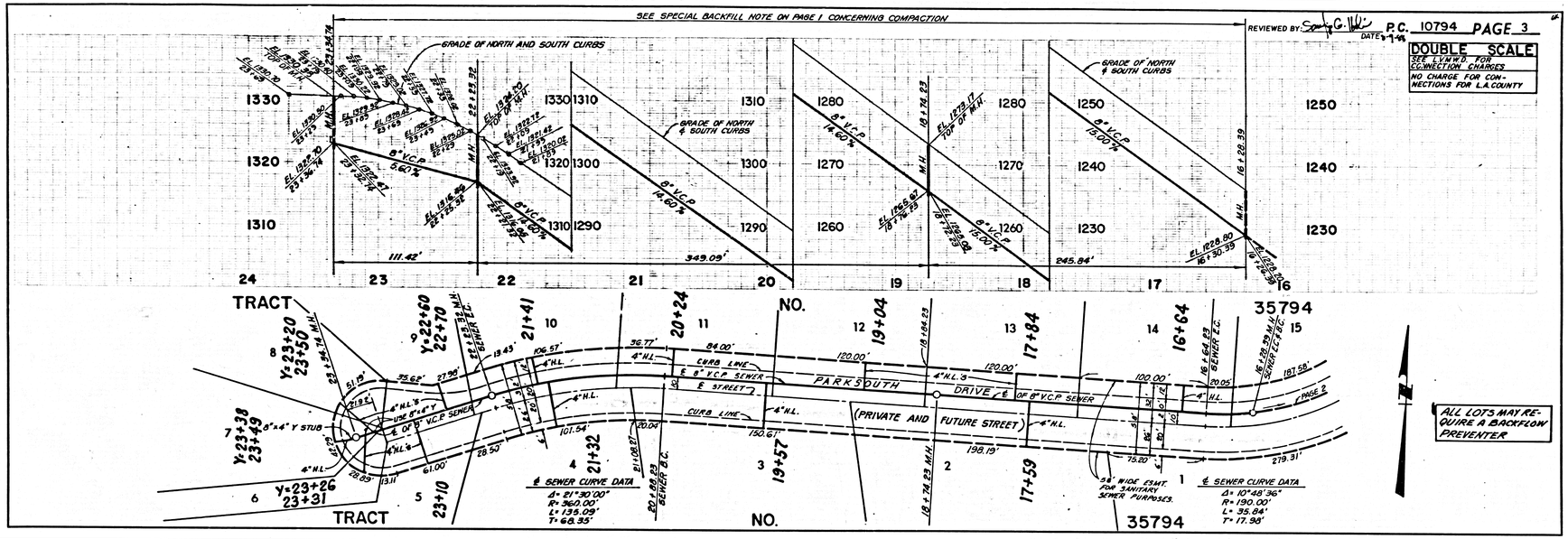

PAGE

L.A. COUNTY SEWER SHEET NO. 2 G.M. Jr. (213) 690-5440

SEWER
EO-1140

P.C. 10794 PAGE NO. 3