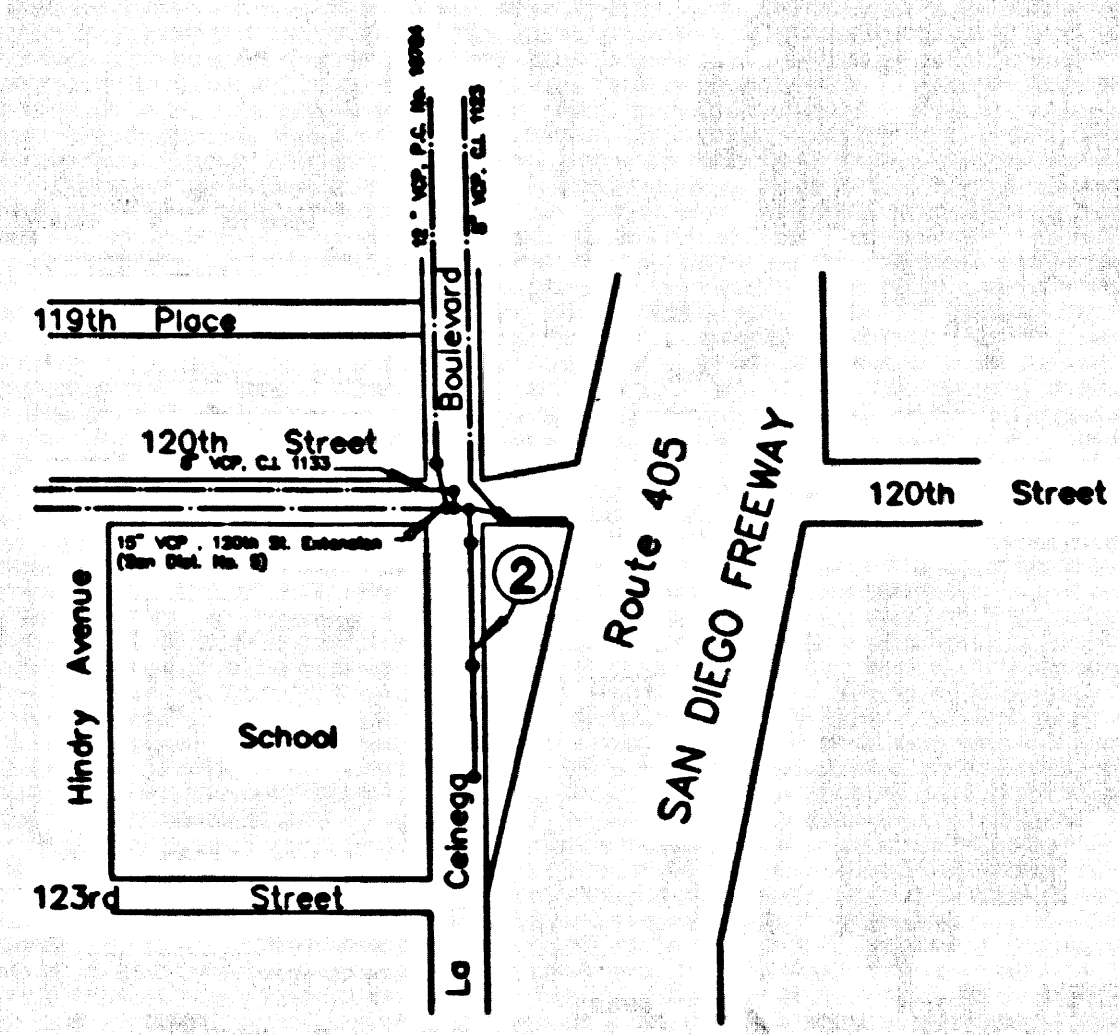


**BENCH MARKS**  
 BM LC - 4 Elev. 86.57  
 L. & D.P.W. Tag in MCR S.W. corner  
 La Cienega Blvd. & 120th St.  
 P.W.L.B. 0817-111 Northridge Quad 1980



NOTE: NUMBER IN CIRCLE INDICATES PAGE NUMBER.

**INDEX MAP - 1537**  
 SCALE: 1" = 40'  
 Tract No. 52062 / P.C. No. 11560  
 THOMAS GUIDE PAGE: 733 A1

NO.	REVISION	REVISED BY	APPROVED BY	DATE

**STORMWATER POLLUTION CONTROL REQUIREMENTS FOR SEWER CONSTRUCTION**

- Eroded sediments and other pollutants must be retained on site and may not be transported from the site via sheet flow, tracks, area drains, natural drainage courses, or wind.
- Stockpiles of earth and other construction related materials must be protected from being transported from the site by the forces of wind or water.
- Fuels, oils, solvents, and other toxic materials must be stored in accordance with their listing and are not to contaminate the soil and surface waters. All approved storage containers are to be protected from the weather. Spills must be cleaned up immediately and disposed of in a proper manner. Spills may not be washed into the drainage system.
- Excess or waste concrete may not be washed into the public way or any other drainage system. Provisions shall be made to retain concrete wastes on site until they can be disposed of as solid waste.
- Traffic and construction-related solid wastes must be deposited into a covered receptacle to prevent contamination of rainwater and disposal by wind.
- Sediments and other materials may not be brooded from the site by vehicle traffic. The construction entrance roadways must be stabilized so as to inhibit sediments from being deposited into the public way. Accidental depositions must be swept up immediately and may not be washed down by rain or other means.
- Any slopes with disturbed soils or denuded of vegetation must be stabilized so as to inhibit erosion by wind and water.

- |   |   |
|---|---|
| CA001 - Dewatering Operations               | ES10 - SEEDING AND PLANTING             |
| CA002 - PAVING OPERATIONS                   | ES11 - MIXING                           |
| CA003 - STRUCTURE CONSTRUCTION AND PAINTING | ES20 - GEOTEXTILES AND MATS             |
| CA010 - MATERIAL DELIVERY AND STORAGE       | ES21 - DUST CONTROL                     |
| CA020 - SOLID WASTE MANAGEMENT              | ES22 - TEMPORARY STREAM CROSSING        |
| CA021 - HAZARDOUS WASTE MANAGEMENT          | ES23 - CONSTRUCTION ROAD STABILIZATION  |
| CA022 - CONCRETE WASTE MANAGEMENT           | ES24 - STABILIZED CONSTRUCTION ENTRANCE |
| CA024 - SANITARY/SEPTIC WASTE MANAGEMENT    | ES24 - STORM DRAIN WLET PROTECTION      |
| CA030 - VEHICLE AND EQUIPMENT CLEANING      |   |
| CA032 - VEHICLE AND EQUIPMENT MAINTENANCE   |   |
| ES01 - SCHEDULING                           |   |
| ES02 - PRESERVATION OF EXISTING VEGETATION  |   |

**STANDARD PLANS.**  
 THE FOLLOWING LATEST REVISED STANDARD PLANS ON FILE IN THE OFFICE OF THE FOLLOWING DEPARTMENT SHALL APPLY IN THE CONSTRUCTION OF THIS PROJECT.  
 LOS ANGELES COUNTY DEPARTMENT OF PUBLIC WORKS  
 APWA 208-D BREAKING INTO EXISTING MANHOLES  
 APWA 222-D HOUSE CONNECTION SEWER  
 APWA 223-D HOUSE CONNECTION REMODELING  
 2000-L LICENSE FOR SANITARY SEWER PLANS AND PROFILES AND DISTRICT MAPS.  
 2021-D BEDDING FOR SEWER PIPE  
 2022-D SUPPORT  
 2027-D ALLOWABLE TRENCH WIDTHS

BEFORE BREAKING INTO OR CONSTRUCTION ON A COUNTY SANITATION DISTRICT SEWER AND PRIOR TO FINAL ACCEPTANCE OF THE PROJECT, SANITATION DISTRICT INSPECTOR SHALL BE NOTIFIED BY PHONE (310) 638-1161 SO THAT REQUIRED INSPECTION CAN BE MADE.

NO CONNECTION FOR THE DISPOSAL OF INDUSTRIAL WASTES SHALL BE MADE TO SEWERS SHOWN ON THESE DRAWINGS UNTIL A PERMIT FOR INDUSTRIAL WASTEWATER DISCHARGE HAS BEEN ISSUED BY THE SANITATION DISTRICTS FOR SAID CONNECTION.

**PRIVATE CONTRACT SEWER GENERAL NOTES**

- The following general notes are to be included on Page 1 of all Private Contract Sewer Plans:  
 1. A sewer construction permit shall be obtained and a fee paid for construction inspection and record plans to the Department of Public Works at the Permit Counter, 900 South Fremont Avenue, 8th Floor, Alhambra, at least 72 hours prior to starting work under this permit. Copies of all other required permits, such as Road Excavation, Caltrans, etc., must be filed with the permit application.  
 2. Prior to issuance of any permit, the contractor shall file a permit for excavations and trenches from the State of California Division of Industrial Safety, and a Certificate of Worker's Compensation Insurance with the Department of Public Works named as the Certificate Holder to be notified 30 days prior to work.  
 3. If work is done in a State Highway, a permit must be obtained from the State of California Division of Highways, 120 South Spring Street, Los Angeles, California.  
 4. When work is within a contract city, the contractor must contact the Director of Public Works of that city to determine the location to pay the inspection fee.  
 5. The contractor shall contact the district office listed on the "Application for Construction Permit" to arrange for an acceptable construction start date.  
 6. Approval of this plan by the County of Los Angeles does not constitute a representation as to accuracy of the location of or the existence or non-existence of any underground utility pipe or structure within the limits of the project. This note applies to all pages.  
 7. All work shall be in accordance with the latest approved edition of the "Standard Specifications for Public Works Construction, including supplements and the latest Special Provisions for the Construction of Sanitary Sewers and shall be prosecuted only in the presence of the Department of Public Works.  
 8. The contractor's attention is directed to Section 7-10.4.1 of the Standard Specifications for Public Works Construction in regard to safety orders and shall conform to the "Minimum Public Safety Requirements" as shown on Los Angeles Department of Public Works Standard S-2.  
 9. Elevations are in feet above U.S.C. & G.S. sea level datum of 1929.  
 10. No revisions shall be made in these plans without the approval of the Director of Public Works.  
 11. No representative of the Department of Public Works will survey or lay out any portion of the work.  
 12. Grades to which this improvement is to be constructed are shown on plans and profiles. Grade points for top of curbs, centerline of streets, or centerline of alleys, are shown by circles on profiles of all points between designated points. The grade shall be established so as to conform to a straight line drawn between said designated points.  
 13. The private engineer shall furnish the Department of Public Works with grade sheets and stationing for all house laterals and "T" or "Y" branches and shall provide stakes for them at their proper locations with stationing plainly marked. All house laterals shall be constructed in a straight alignment of right angles from the main line sewer except as shown on the plans. House laterals from chimneys shall not have an angle of less than 45 degrees with the M.L. sewer. Any change in alignment shall be requested in writing by the private engineer.  
 14. The private engineer shall furnish the house lateral depth at the property line below the top of curb elevation for each house lateral on the grade sheet.

**CONSTRUCTION NOTES**

- Provide survey stakes on the property line or property lines produced at right angles to the sewer line of the centerline of each manhole.
- Verified clay pipe joints shall be type "D" or "C" per standard specifications section 208-2.
- If a powerpole is within three feet of the sewer, the sewer shall be encased per standard plan S-23, case 8, two feet on each side from the point of interference.
- All joints between cast iron pipe and verified clay shall be made with a rubber sleeve joint, type "D" (with bushing if necessary) per standard specifications section 208-2.
- House laterals to be constructed with inverts at the property line 6 feet below curb grade except as noted.
- Wye or tee branches may be used for connections to the mainline sewers except as noted.
- If during the course of construction, it is determined that there is less than four feet of cover over the top of a manhole or house lateral V.C.P. sewer which is not indicated on the plans, the pipes shall be encased per standard plan S-23, case 8, unless otherwise approved by the Director of Public Works.
- All structures shall be either brick sewer manholes per standard plan S-3 or precast concrete sewer manholes per standard plan S-36, or reinforced precast concrete manholes per standard plan S-8, except as noted.
- Reinforce all manholes within paved areas to meet Los Angeles County Public Works or California State Highway requirements in accordance with the permits.
- Full compliance with section 306-1.3.4 of the standard specification will be required for backfill in street certification of both composition and equivalents by a qualified civil engineer shall be provided by the private engineer prior to the issuance of a certificate of partial acceptance.
- All backfill and the outside of the street right of way shall be compacted to 90% of the maximum density as determined by ASTM soil compaction test D 1557-78 method "D" unless otherwise specified. This shall be certified by a qualified civil engineer. The certification shall be submitted to the Construction Division of the Department of Public Works prior to the acceptance of the work by the county.
- Manhole tops in improved rights of way to be level with finished grade.
- Sewers to be tested for leakage per section 306-1/4 of the standard specifications and special provisions.

**PROFILE, ALIGNMENT AND GRADE OF SANITARY SEWERS**

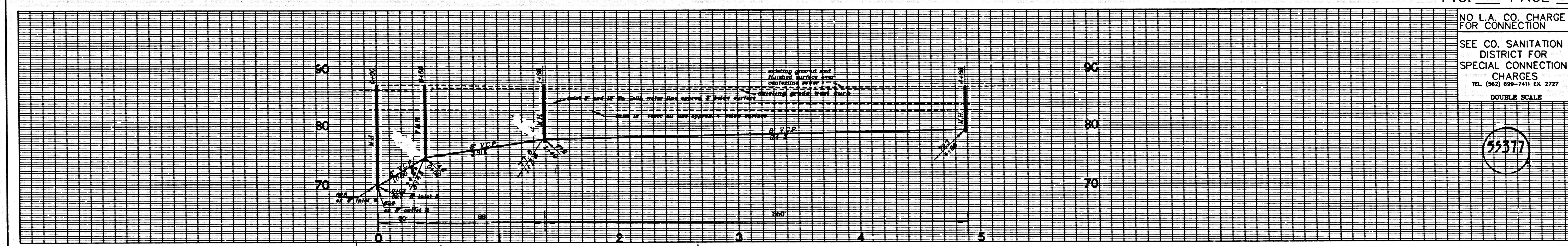
TO BE CONSTRUCTED IN  
 TRACT NO. 52062 PC NO. 11560  
 1 SHEET 2 PAGES  
 COUNTY OF LOS ANGELES CALIFORNIA  
 Index Map - 1537

HARRY M. STONE DIRECTOR OF PUBLIC WORKS  
 APPROVED BY: LAND DEVELOPMENT DIVISION  
 BY: *[Signature]* DATE: 2/8/01  
 SUBMITTED BY: *[Signature]* DATE: 2/8/01  
 SUBDIVISION PLAN CHECKING SECTION

APPROVED: COUNTY SANITATION DISTRICT  
 OF LOS ANGELES CALIF.  
 JAMES F. STARK - CHIEF ENGINEER AND GENERAL MANAGER  
 COUNTY SANITATION DISTRICT NO. 5  
 BY: *[Signature]* DATE: 2/10/2001

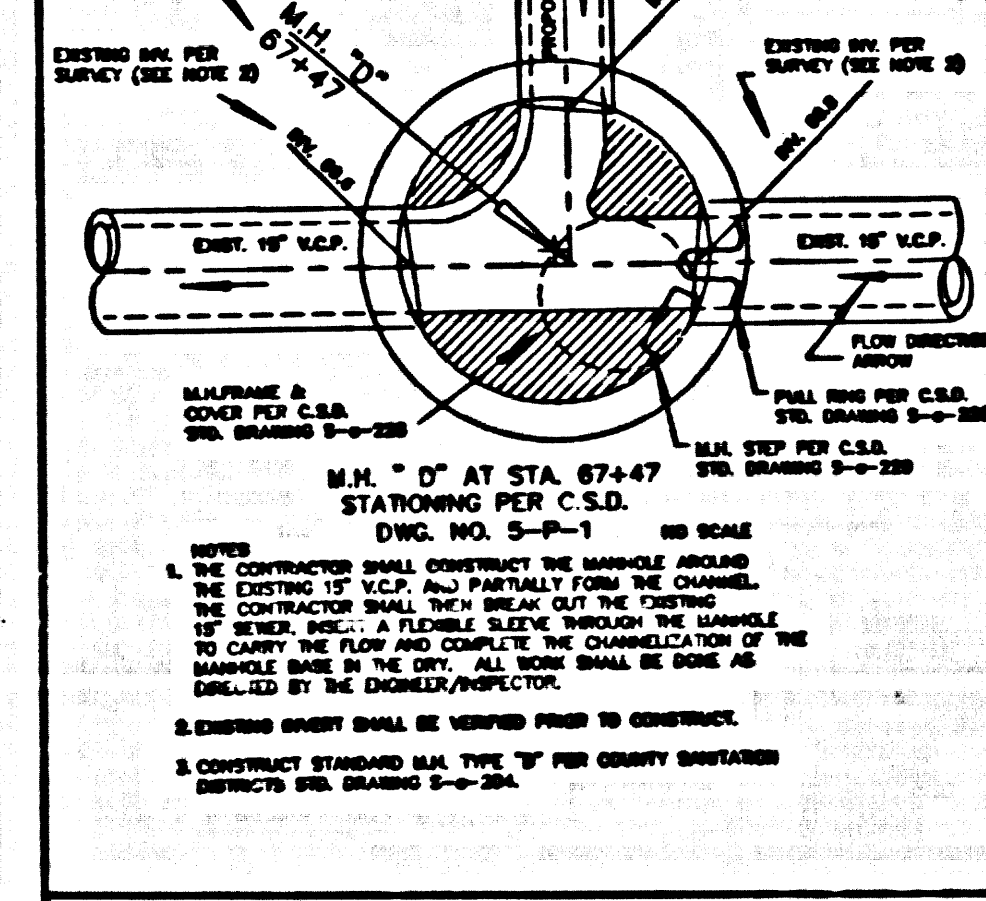
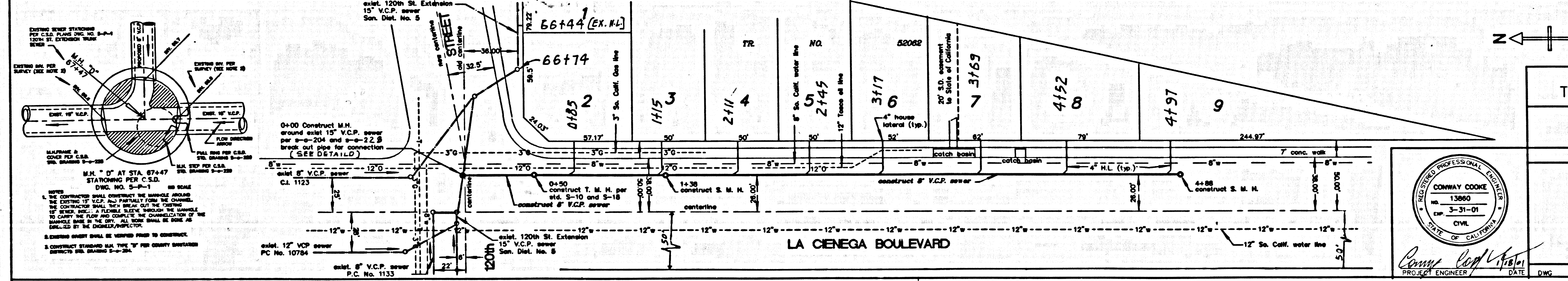
**PRIVATE ENGINEERS NOTICE TO CONTRACTORS:**

THE EXISTENCE AND LOCATION OF ANY UNDERGROUND UTILITY PIPES OR STRUCTURES SHOWN ON THESE PLANS IS REQUIRED BY A SEARCH OF AVAILABLE RECORDS TO THE BEST OF OUR KNOWLEDGE. THERE ARE NO EXISTING UTILITIES EXCEPT AS SHOWN ON THIS DRAWING. THE CONTRACTOR IS REQUIRED TO TAKE PRECAUTIONARY MEASURES TO PROTECT THE UTILITY LINES SHOWN AND ANY OTHER LINES NOT OF RECORD OR NOT SHOWN ON THIS DRAWING. PRIOR TO EXCAVATION THE CONTRACTOR SHALL CALL TOLL FREE 1-800-422-4133 TO VERIFY THE UNDERGROUND LOCATION OF GAS AND TELEPHONE LINES. THE CONTRACTOR SHALL ALSO CALL MR. RAY CUMMINGS OF GENERAL TELEPHONE COMPANY AT 1-800-348-4871 SO THAT THEY CAN MARK THE LOCATION OF UNDERGROUND TELEPHONE LINES.  
 CONFIDENTIAL  
 RICE NO. 1/10/01  
 DATE



P.C. 11560 PAGE 2  
 NO L.A. CO. CHARGE FOR CONNECTION  
 SEE CO. SANITATION DISTRICT FOR SPECIAL CONNECTION CHARGES  
 TEL (562) 699-7411 EX. 2727  
 DOUBLE SCALE  
 55377

Horiz. Scale: 1" = 40'  
 Vert. Scale: 1" = 8'  
 SCALE: 1" = 40'  
 25 0 50 100



**SANITARY SEWER PLANS IN TRACT NO. 52062 PC NO. 11560**  
 REVENUE: LAND DEVELOPMENT DIVISION  
 BY: *[Signature]* DATE: 2-5-2001  
 SUBDIVISION PLAN CHECKING SECTION  
 COUNTY OF LOS ANGELES DEPARTMENT OF PUBLIC WORKS  
 COOKE & ASSOCIATES  
 STRUCTURAL & CIVIL ENGINEERS  
 400 EAST COMPTON BOULEVARD  
 COMPTON, CA 90221  
 310-722-2707 323-636-8080 310-608-5408  
 SHEET 1 OF 1

MILLS & WICKS SUB. OF SECS 8 & T. S. S. R. 14 W.  
 IN RANCHO SAUSAL REDONDO M.R. 16-44

02111 0M 9 25052 AV 737 AT

P5000219-1

instdti 5/97