BENCH MARKS

Y 10144 — 168.244

L&T IN CB RET 2.4M N/O BCR @ SE COR ALAMEDA ST. (E BBL) & GAGE AVE 18.6M S & 8.2M E/O C/L INT

BASELINE (1995)

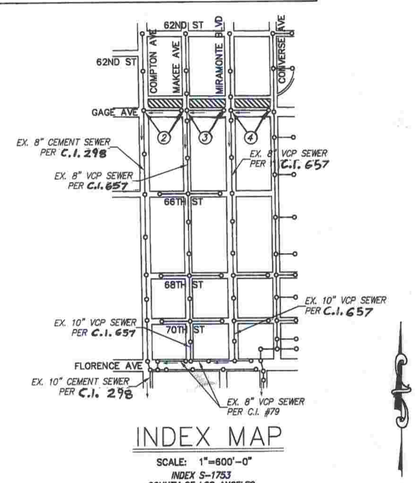

INDEX MAP

SCALE: 1"=600'-0"

INDEX S-1753
COUNTY OF LOS ANGELES

THOMAS GUIDE PAGE: 674-F7

NOTE: NUMBER IN CIRCLE INDICATES PAGE NUMBER.

NO.	REVISION	REVISED BY	APPROVED BY	DATE

STORMWATER POLLUTION CONTROL REQUIREMENTS FOR SEWER CONSTRUCTION

1. Eroded sediments and other pollutants must be retained on site and may not be transported from the site via sheet flow, swales, area drains, natural drainage courses, or wind.
2. Stockpiles of earth and other construction related materials must be protected from being transported from the site by the forces of wind or water.
3. Fuels, oils, solvents, and other toxic materials must be stored in accordance with their listing and are not to contaminate the soil and surface waters. All approved storage containers are to be protected from the weather. Spills must be cleaned up immediately and disposed of in a proper manner. Spills may not be washed into the drainage system.
4. Excess or waste concrete may not be washed into the public way or any other drainage system. Provisions shall be made to retain concrete wastes on site until they can be disposed of as solid waste.
5. Trash and construction-related solid wastes must be deposited into a covered receptacle to prevent contamination of rainwater and dispersal by wind.
6. Sediments and other materials may not be tracked from the site by vehicle traffic. The construction entrance roadways must be stabilized so as to inhibit sediments from being deposited into the public way. Accidental depositions must be swept up immediately and may not be washed down by rain or other means.
7. Any slopes with disturbed soils or denuded of vegetation must be stabilized so as to inhibit erosion by wind and water.

CA001 – DEWATERING OPERATIONS
CA002 – PAVING OPERATIONS
CA003 – STRUCTURE CONSTRUCTION AND PAINTING
CA010 – MATERIAL DELIVERY AND STORAGE
CA020 – SOLID WASTE MANAGEMENT
CA021 – HAZARDOUS WASTE MANAGEMENT
CA023 – CONCRETE WASTE MANAGEMENT
CA024 – SANITARY/SEPTIC WASTE MANAGEMENT
CA030 – VEHICLE AND EQUIPMENT CLEANING
CA031 – VEHICLE AND EQUIPMENT FUELING
CA032 – VEHICLE AND EQUIPMENT MAINTENANCE
ESC01 – SCHEDULING
ESC02 – PRESERVATION OF EXISTING VEGETATION
ESC10 – SEEDING AND PLANTING
ESC11 – MULCHING
ESC20 – GEOTEXTILES AND MATS
ESC21 – DUST CONTROLS
ESC22 – TEMPORARY STREAM CROSSING
ESC23 – CONSTRUCTION ROAD STABILIZATION
ESC24 – STABILIZED CONSTRUCTION ENTRANCE
ESC54 – STORM DRAIN INLET PROTECTION

STANDARD PLANS:

THE FOLLOWING LATEST REVISED STANDARD PLANS ON FILE IN THE OFFICE OF THE FOLLOWING DEPARTMENT SHALL APPLY IN THE CONSTRUCTION OF THIS PROJECT.

LOS ANGELES COUNTY DEPARTMENT OF PUBLIC WORKS

APWA 208-1 BREAKING INTO EXISTING MANHOLES
APWA 210-2 LOCKING MANHOLE FRAME AND COVER
APWA 222-1 HOUSE CONNECTION SEWER
APWA 223-1 HOUSE CONNECTION REMODELING
2000-0 LEGEND FOR SANITARY SEWER PLANS AND PROFILES AND DISTRICT MAPS.
2003-2 REINFORCED PRECAST CONCRETE MANHOLE
2015-1 STANDARD MANHOLE STEP
2021-1 BEDDING FOR SEWER PIPE
2024-1 WYE OR TEE SUPPORT
2027-1 ALLOWABLE TRENCH WIDTHS
6008-1 MINIMUM PUBLIC SAFETY REQUIREMENTS

NO CONNECTION FOR THE DISPOSAL OF INDUSTRIAL WASTES SHALL BE MADE TO SEWERS SHOWN ON THESE DRAWINGS UNTIL A PERMIT FOR INDUSTRIAL WASTEWATER DISCHARGE HAS BEEN ISSUED BY THE SANITATION DISTRICTS FOR SAID CONNECTION.

BEFORE BREAKING INTO OR CONSTRUCTING A SANITATION DISTRICTS' SEWER AND PRIOR TO FINAL ACCEPTANCE OF THE PROJECT, A SANITATION DISTRICTS' INSPECTOR SHALL BE NOTIFIED BY TELEPHONE AT (310) 638-1161 SO THAT REQUIRED INSPECTION CAN BE MADE.

ASBUILT

NOTE:
MAINTAIN SEWER FLOW AT ALL TIMES DURING CONSTRUCTION.

PRIVATE CONTRACT SEWER GENERAL NOTES

The following general notes are to be included on Page 1 of all Private Contract Sewer Plans:

1. A sewer construction permit shall be obtained and a fee paid for construction inspection and record plans to the Department of Public Works at the Permit Counter, 900 South Fremont Avenue, 8th Floor, Alhambra, at least 72 hours prior to starting work under this permit. Copies of all other required permits, such as Road Excavation, Caltrans, etc., must be filed with the permit application.
2. Prior to issuance of any permit, the contractor shall file a permit for excavations and trenches from the State of California Division of Industrial Safety, and a Certificate of Worker's Compensation Insurance with the City of Temple City named as the Certificate Holder to be notified 30 days prior to cancellation of policy
3. If work is done in a State Highway, a permit must be obtained from the State of California Division of Highways, 120 South Spring Street, Los Angeles, California.
4. When work is within a contract city, the contractor must contact the City of Temple City of that city, to determine the location to pay the inspection fee.
5. The contractor shall contact the district office listed on the "Application for Construction Permit" to arrange for an acceptable construction start date.
6. Approval of this plan by the city of temple city does not constitute a representation as to accuracy of the location of or the existence or non-existence of any underground utility pipe or structure within the limits of this project. This note applies to all pages.
7. All work shall be in accordance with the latest approved edition of the "Standard Specifications for Public Works Construction, including supplements and the latest Special Provisions for the Construction of Sanitary Sewers and shall be prosecuted only in the presence of the Department of Public Works
8. The contractor's attention is directed to Section 7-10.4.1 of the Standard Specifications for Public Works Construction in regard to safety orders and shall conform to the "Minimum Public Safety Requirements" as shown on Los Angeles Department of Public Works' Standard S-2.
9. Elevations are in feet above U.S.C. & G.S. sea level datum of 1929.
10. No revisions shall be made in these plans without the approval of the city engineer.
11. No representative of the City of Temple City will survey or lay out any portion of the work.
12. Grades to which this improvement is to be constructed are shown on plans and profiles. Grade points for top of curbs, centerline of streets, or centerline of alleys, are shown by circles on profiles at all points between designated points. The grade shall be established so as to conform to a straight line drawn between said designated points.
13. The private engineer shall furnish the City of Temple City with grade sheets and stationing for all house laterals and "Y" or "T" branches and shall provide stakes for them at their proper locations with stationing plainly marked. All house laterals shall be constructed in a straight alignment at right angles from the main line sewer except as shown on the plans. House laterals from chimneys shall not have an angle of less than 45 degrees with the M.L. sewer. Any change in alignment shall be requested in writing by the private engineer.
14. The private engineer shall furnish the house lateral depth at the property line below the top of curb elevation for each house lateral on the grade sheet.
15. An approved backwater valve is required when the pad is lower in elevation than the top of the next upstream manhole.

CONSTRUCTION NOTES

1. Provide survey stakes on the property line or property lines produced at right angles to the sewer line at the centerline of each manhole.
2. Vitrified clay pipe joints shall be type "D" or "G" per standard specifications section 208-2.
3. If a powerpole is within three feet of the sewer, the sewer shall be encased per standard plan S-23, case II, two feet on each side from the point of interference.
4. All joints between cast iron pipe and vitrified caly shall be made with a rubber sleeve joint, type 'D" (with bushing if necessary) per standard specifications section 208-2.
5. House laterals to be constructed with inverts at the property line 6 feet below curb grade except as noted.
6. Wye or tee branches may be used for connections to the mainline sewers except as noted.
7. If during the course of construction, it is determined that there is less than four feet of cover over the top of a mainline or house lateral V.C.P. sewer which is not indicated on the plans, the pipes shall be encased per standard plan S-23, case II, unless otherwise approved by the city engineer.
8. All structures shall be either brick sewer manholes per standard plan S-3 or precast concrete sewer manholes per standard plan S-36, or reinforced precast concrete manhole per standard plan S-6, except as noted.
9. Resurface all trenches within paved areas to meet Los Angeles County Public Works or California State Highway requirements in accordance with the permits.
10. Full compliance with section 306-1.3.4. of the standard specification will be required for backfill in street certification of backfill compaction and sand equivalents by a qualified civil engineer shall be provided by the permittee prior to the issuance of a certificate of partial acceptance.
11. All backfill and fills outside of the street right of way shall be compacted to 90% of the maximum density as determined by ASTM soil compaction test D 1557-78 method "D" unless otherwise specified. This shall be certified by a qualified civil engineer. This certification shall be submitted to the Construction Division of the Department of Public Works prior to the acceptance of the work by the county.
12. Manhole tops in unimproved rights of way to be six inches above finished grade.
13. Sewers to be tested for leakage per section 306-1/4 of the standard specifications and special provisions.
14. Manhole tops in improved right of way to be level with finished grade
15. All wyes and/or house laterals are to be located at least 5' apart and when possible not closer than 5' to any manhole.

PROFILE, ALIGNMENT AND GRADE OF SANITARY SEWERS TO BE CONSTRUCTED IN TR 53967 PC 11746

PAGE 1

2 SHEETS: 4 PAGES

INDEX MAP S-1753

COUNTY OF LOS ANGELES CALIFORNIA

ASBUILT

DONALD WOLFE ACTING DIRECTOR OF PUBLIC WORKS

APPROVED BY: LAND DEVELOPMENT DIVISION

BY ASSISTANT DIVISION ENGINEER — DATE 5-16-05

SUBMITTED BY SUBDIVISION PLAN CHECKING SECTION — DATE 5/16/05

APPROVED: COUNTY SANITATION DISTRICT NO. 1 OF LOS ANGELES COUNTY, STATE OF CALIFORNIA
JAMES F. STAHL – CHIEF ENGINEER and GENERAL MANAGER

BY for OFFICE ENGINEER — DATE: 10/28/05

PRIVATE ENGINEERS NOTICE TO CONTRACTORS:

THE EXISTENCE AND LOCATION OF ANY UNDERGROUND UTILITY PIPES OR STRUCTURES SHOWN ON THESE PLANS IS REQUIRED BY A SEARCH OF AVAILABLE RECORDS TO THE BEST OF OUR KNOWLEDGE. THERE ARE NO EXISTING UTILITIES EXCEPT AS SHOWN ON THIS MAP. THE CONTRACTOR IS REQUIRED TO TAKE PRECAUTIONARY MEASURES TO PROTECT THE UTILITY LINES SHOWN AND ANY OTHER LINES NOT OF RECORD OR NOT SHOWN ON THIS DRAWING. PRIOR TO EXCAVATION THE CONTRACTOR SHALL CALL TOLL FREE 1-800-422-4133 TO VERIFY THE UNDERGROUND LOCATION OF GAS AND TELEPHONE LINES. THE CONTRACTOR SHALL ALSO CALL MR. RAY CUMMINGS OF GENERAL TELEPHONE COMPANY AT 1-805-948 4871 SO THAT THEY CAN MARK THE LOCATION OF UNDERGROUND TELEPHONE LINES.

HK — HANK JONG R.C.E. NO. 45846 — EXPIRATION DATE: 12-31-2006 — DATE 4/29/05

P.C. 11746 PAGE 2

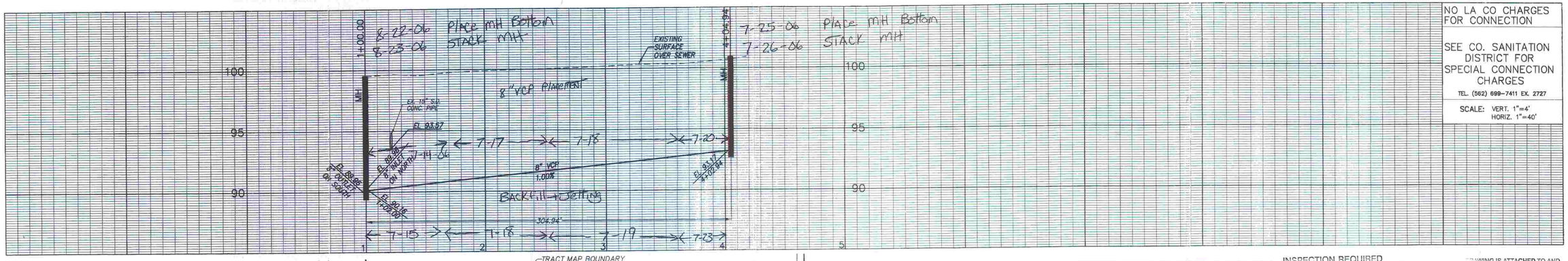

NO LA CO CHARGES FOR CONNECTION

SEE CO. SANITATION DISTRICT FOR SPECIAL CONNECTION CHARGES
TEL. (562) 699-7411 EX. 2727

SCALE: VERT. 1"=4' HORIZ. 1"=40'

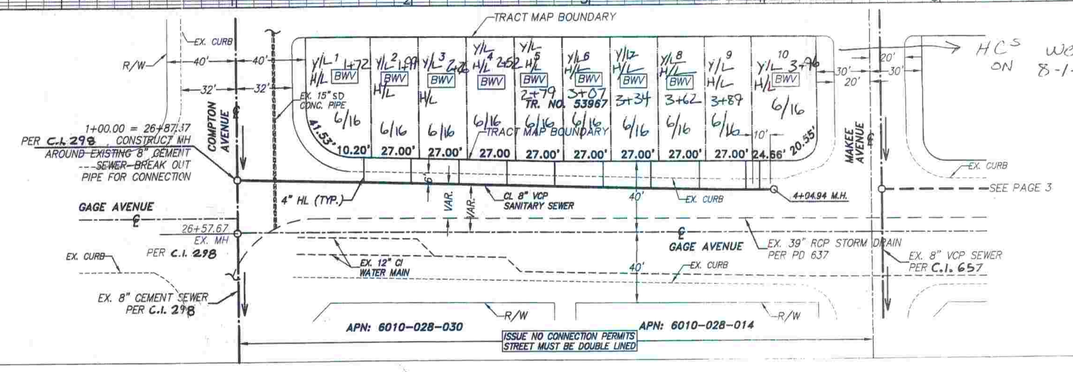

BWV BACKWATER VALVE REQUIRED FOR LOTS 1-8 AND 10.

PLAN
SCALE: 1" = 40'

INSPECTION REQUIRED
CALL (310) 649-6300
24 HOURS BEFORE STARTING WORK AND GIVE PERMIT No.

DRAWING IS ATTACHED TO AND PERMIT NO. 2006 02-148 ON FROM THE ATTACHED WITHOUT WRITTEN ATION FROM THIS DEPARTMENT VOID THIS PERMIT.

SANITARY SEWER PLANS IN
TRACT MAP NO. 53967 PC NO. 11746

REVIEWED LAND DEVELOPMENT DIVISION
BY SUBDIVISION PLAN CHECKING SECTION — DATE 5/16/05
COUNTY OF LOS ANGELES DEPARTMENT OF PUBLIC WORKS

REGISTERED PROFESSIONAL ENGINEER HANK HSING-LI NG JONG 45846 Exp. 12/31/06 CIVIL STATE OF CALIFORNIA

PROJECT ENGINEER — DATE 4/29/05

EGL ASSOCIATES, INC.
11819 GOLDRING ROAD, UNIT A
ARCADIA, CA 91006
TEL: (626) 263-3588

No above ground structures shall be located in sidewalk less than 6 feet wide when said sidewalk is adjacent to the curb.

Avoid interference with sewer and storm drain structures.

This Permit is valid for the portion in Los Angeles County Public Works right-of-way only.

Any deviation from line or grade shown hereon must have approval from the commissioner, telephone (626) 458-3129.

AS-BUILT

P.C. 11746 PAGE 3

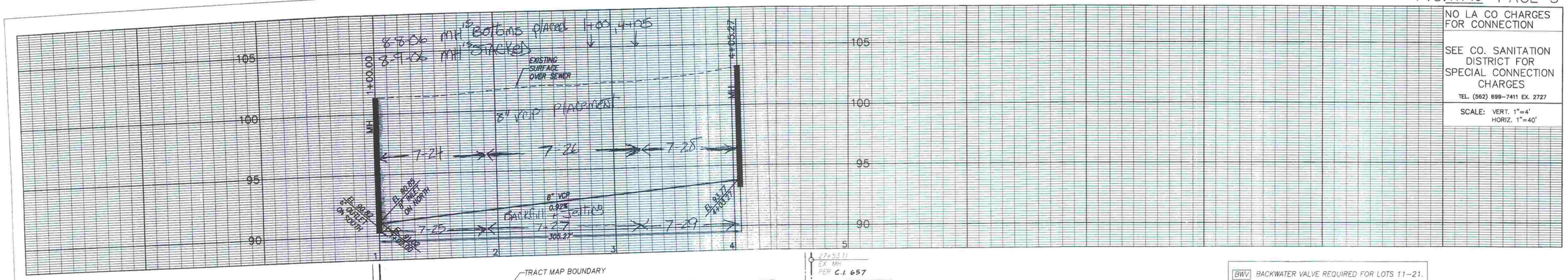

NO LA CO CHARGES FOR CONNECTION

SEE CO. SANITATION DISTRICT FOR SPECIAL CONNECTION CHARGES

TEL. (562) 699-7411 EX. 2727

SCALE: VERT. 1"=4'
HORIZ. 1"=40'

BWV BACKWATER VALVE REQUIRED FOR LOTS 11-21.

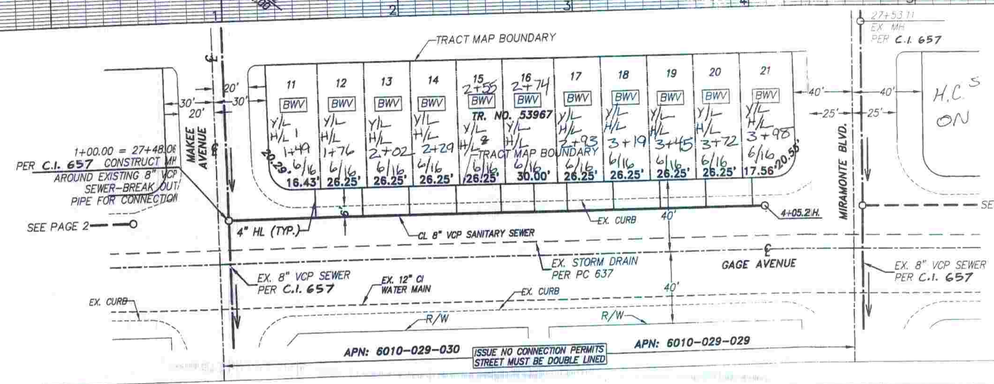

PLAN
SCALE: 1" = 40'

REGISTERED PROFESSIONAL ENGINEER HANK HSING-LIAN JONG 45846 Exp. 12/31/06 CIVIL STATE OF CALIFORNIA

REVIEWED BY LAND DEVELOPMENT DIVISION
BY 7. Howell 5/16/05
SUBDIVISION PLAN CHECKING SECTION DATE

P.C. 11746 PAGE 4

NO LA CO CHARGES FOR CONNECTION

SEE CO. SANITATION DISTRICT FOR SPECIAL CONNECTION CHARGES

TEL. (562) 699-7411 EX. 2727

SCALE: VERT. 1"=4'
HORIZ. 1"=40'

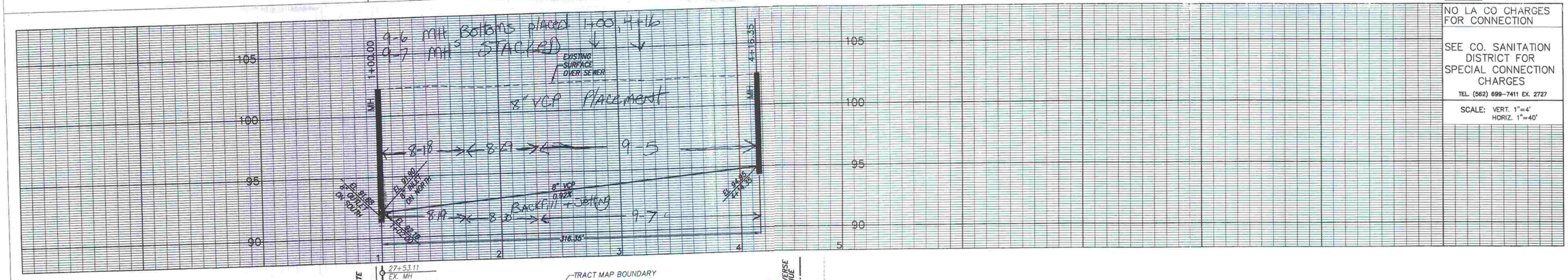

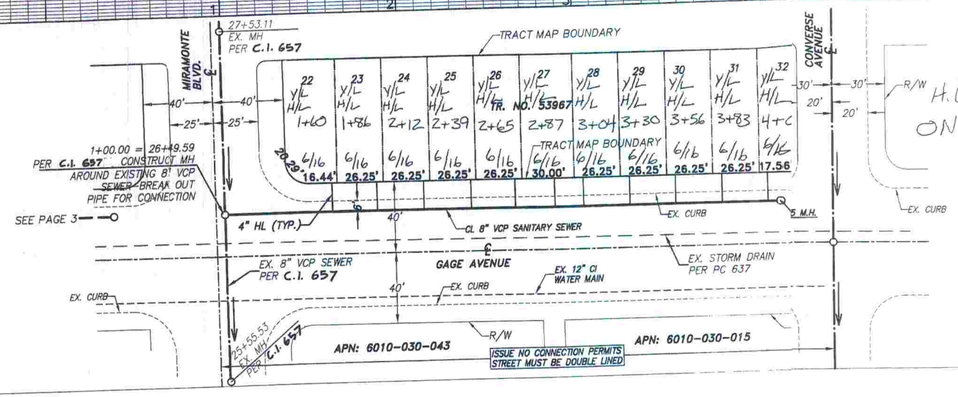

PLAN
SCALE: 1" = 40'

REGISTERED PROFESSIONAL ENGINEER HANK HSING-LIAN JONG 45846 Exp. 12/31/06 CIVIL STATE OF CALIFORNIA

REVIEWED BY LAND DEVELOPMENT DIVISION
BY 7. Howell 5/16/05
SUBDIVISION PLAN CHECKING SECTION DATE

P.C. 11746